



日本原子力研究開発機構機関リポジトリ
Japan Atomic Energy Agency Institutional Repository

Title	Theoretical study of photoproduction of an η' bound state on a deuteron target with forward proton emission
Author(s)	Sekihara Takayasu, Sakai Shuntaro, Jido Daisuke
Citation	Physical Review C, 94(2), p.025203_1-025203_11
Text Version	Publisher's Version
URL	https://jopss.jaea.go.jp/search/servlet/search?5057063
DOI	https://doi.org/10.1103/PhysRevC.94.025203
Right	© 2016 The American Physical Society

Theoretical study of photoproduction of an $\eta'N$ bound state on a deuteron target with forward proton emission

Takayasu Sekihara,^{1,*} Shuntaro Sakai,^{2,†} and Daisuke Jido³¹*Research Center for Nuclear Physics (RCNP), Osaka University, Ibaraki, Osaka, 567-0047, Japan*²*Department of Physics, Kyoto University, Kitashirakawa-Oiwakecho, Kyoto 606-8502, Japan*³*Department of Physics, Tokyo Metropolitan University, Hachioji 192-0397, Japan*

(Received 13 April 2016; published 5 August 2016)

Possibilities of observing a signal of an $\eta'n$ bound state are investigated by considering photoproductions of the η and η' mesons on a deuteron target with forward proton emission. For this purpose, we take the $\eta'n$ interaction from the linear σ model with a coupling to ηn , in which an s -wave $\eta'n$ bound state can be dynamically generated, and we fix the $\gamma p \rightarrow \eta p$ and $\eta' p$ scattering amplitudes so as to reproduce the experimental cross sections with forward proton emission. By using these $\gamma p \rightarrow \eta^{(\prime)} p$ and $\eta^{(\prime)} n \rightarrow \eta^{(\prime)} n$ amplitudes, we calculate cross sections of the $\gamma d \rightarrow \eta np$ and $\eta' np$ reactions with forward proton emission in single and $\eta^{(\prime)}$ -exchange double-scattering processes. As a result, we find that the signal of the $\eta'n$ bound state can be seen below the $\eta'n$ threshold in the ηn invariant mass spectrum of the $\gamma d \rightarrow \eta np$ reaction and is comparable with the contribution from the quasifree η' production above the $\eta'n$ threshold. We also discuss the behavior of the signal of the $\eta'n$ bound state in several experimental conditions and model parameters.

DOI: [10.1103/PhysRevC.94.025203](https://doi.org/10.1103/PhysRevC.94.025203)

I. INTRODUCTION

The clarification of properties of the η' meson is one of the important topics in hadron physics. Its anomalously heavy mass, known as the $U_A(1)$ problem [1], can be explained by the fact that the $U_A(1)$ symmetry is explicitly broken by quantum anomaly in quantum chromodynamics (QCD) [2–4] and the η' meson is not a Nambu-Goldstone boson associated with the chiral symmetry breaking [5–8]. It is also important to emphasize that the $U_A(1)$ anomaly is not the only source of the mass of the η' meson, but the $SU(3)$ chiral symmetry is necessarily broken for the anomaly to affect the η' mass spectrum [9,10].

One of the recent interests in the η' meson regards its in-medium properties [10–23], especially in the context of partial restoration of chiral symmetry in nuclear matter [10]. As mentioned above, the η' mass is closely related also to the chiral symmetry breaking. In the nuclear medium, chiral symmetry is considered to be partially restored with 30% reduction of the magnitude of the quark condensate at the saturation density [24]. Thus, the η' mass is expected to be reduced in the nuclear matter. A simple estimation based on partial restoration of chiral symmetry has suggested about 100 MeV reduction of the η' mass at the saturation density [10], as seen in the chiral effective model calculations by the NJL model [16] and the linear σ model [23]. The strong mass reduction in nuclear matter provides a strong attractive scalar potential for the η' meson in finite nuclei. This has stimulated

experimental and theoretical studies searching for η' bound states in nuclei [25,26].

According to the linear σ model, if the dynamical chiral symmetry breaking plays an important role for the mass generation of a hadron, the hadron should have strong coupling to the σ field. Recalling that (a part of) the nucleon (N) mass is generated by the chiral symmetry breaking and the σ exchange provides a strong attraction for the NN interaction in the isoscalar-scalar channel, one expects a similar attraction in the $\eta'N$ interaction and a possible two-body bound state of $\eta'N$ [23]. Thus, the interaction between η' and N is a key to investigate properties of the η' meson. The $\eta'N$ interaction was investigated in, e.g., the chiral effective models [27–29]. A possibility to form an $\eta'N$ bound state was pointed out in the linear σ model in Ref. [23]. An experimental signal of the $\eta'N$ bound state was implied in Ref. [30], where they measured the $\pi^- p \rightarrow \eta'n$ cross section just above the $\eta'n$ threshold. Production experiments of the η' meson in other reactions, such as $\gamma p \rightarrow \eta' p$ [31–34] and $pp \rightarrow \eta' pp$ [35–37], also give us a good ground to study the $\eta'N$ interaction.

In this study, we theoretically investigate possibilities of observing a signal of an $\eta'n$ bound state in the photoproduction cross sections of η and η' mesons on a deuteron target, $\gamma d \rightarrow \eta np$ and $\eta' np$, using the formulation developed in Refs. [38–41]. For this purpose, we consider forward proton emission so as to make a kinetically favored condition for the generation of the $\eta'n$ bound state. As for the production process, we take into account a single-scattering $\eta^{(\prime)}$ photoproduction on a bound proton and double scatterings with the exchange of the $\eta^{(\prime)}$ meson, which is produced on a bound proton in the first step. We employ the linear σ model [23,42] so as to calculate the $\eta'N$ interaction and its scattering amplitude. Then we compare the signal of the $\eta'n$ bound state in the $\gamma d \rightarrow \eta np$ reaction to the quasifree η' contributions in the $\eta' np$ reaction.

This paper is organized as follows. In Sec. II we develop our formulation of the cross sections of the η and η'

*Present address: Advanced Science Research Center, Japan Atomic Energy Agency, Shirakata, Tokai, Ibaraki 319-1195, Japan; sekihara@post.j-parc.jp

†Present address: Research Center for Nuclear Physics (RCNP), Osaka University, Ibaraki, Osaka 567-0047, Japan.

photoproductions on proton and deuteron targets. The $\eta'N$ interaction in our effective model is also briefly introduced in this section. Next, in Sec. III we show our results of the η and η' photoproduction cross sections on a deuteron target and discuss possibilities of observing the signal of the $\eta'n$ bound state by comparing the signal with the quasifree η' contribution. In this section we also discuss the behavior of our results in several experimental conditions and model parameters. Section IV is devoted to the conclusion of this study.

II. FORMULATION

In this section we formulate the cross sections of the $\eta^{(\prime)}$ photoproduction on the deuteron and proton targets. First, we consider the deuteron target case and discuss the diagrams for the photoproduction of the $\eta'n$ bound state off the deuteron in Sec. II A. Next, in Sec. II B we explain our approach to calculate the $\eta'N$ scattering amplitude, in which an $\eta'N$ bound state can appear as a resonance pole with appropriate model parameters of the linear σ model. Finally, we go to the $\gamma p \rightarrow \eta^{(\prime)}p$ reaction in Sec. II C, where we take into account the $\eta^{(\prime)}N \rightarrow \eta^{(\prime)}N$ rescattering process with the amplitude developed in Sec. II B, and we fix the parameters for the $\gamma p \rightarrow \eta^{(\prime)}p$ reaction so as to reproduce the experimental data.

A. The $\gamma d \rightarrow \eta np$ and $\eta' np$ reactions

Let us first consider the $\eta^{(\prime)}$ meson photoproduction on the deuteron target, $\gamma d \rightarrow Xp$ with $X = mn = \eta n$ or $\eta'n$. The differential cross section of the reaction is expressed as

$$\frac{d^2\sigma_{\gamma d \rightarrow Xp}}{dM_X d\Omega_p} = \frac{p_p p_m^* M_p M_n}{4E_\gamma^{\text{lab}} W_3} \frac{1}{(2\pi)^5} \int d\Omega_n^* |T_{\gamma d \rightarrow Xp}|^2, \quad (1)$$

where $M_X = M_{mn} = M_{\eta n}$ or $M_{\eta'n}$ is the invariant mass of X , Ω_p is the solid angle for the momentum of the final-state proton in the global center-of-mass frame, M_p and M_n are the proton and neutron masses, respectively, E_γ^{lab} is the photon energy in the laboratory frame, i.e., the deuteron rest frame, W_3 is the total energy obtained as $W_3 = \sqrt{M_d^2 + 2M_d E_\gamma^{\text{lab}}}$ with the deuteron mass M_d , Ω_n^* is the solid angle for the momentum of the neutron in the m - n center-of-mass frame, and $T_{\gamma d \rightarrow Xp}$ is the scattering amplitude for the reaction $\gamma d \rightarrow Xp$. The magnitude of the momenta of the final-state proton p_p and the meson p_m^* are evaluated in the global center-of-mass frame and in the m - n center-of-mass frame, respectively, and they are expressed as

$$p_p = \frac{\lambda^{1/2}(W_3^2, M_p^2, M_X^2)}{2W_3}, \quad p_m^* = \frac{\lambda^{1/2}(M_X^2, M_m^2, M_n^2)}{2M_X}, \quad (2)$$

with the Källén function $\lambda(x, y, z) = x^2 + y^2 + z^2 - 2xy - 2yz - 2zx$ and the meson mass M_m .

In this study we are interested in the photoproduction of an $\eta'n$ bound state with forward proton emission, so we calculate the cross sections by considering kinetically favored amplitudes, which are diagrammatically shown in Fig. 1. Namely, we take into account a single-scattering $\eta^{(\prime)}$ photoproduction on a bound proton and double scatterings with the exchange of $\eta^{(\prime)}$ meson, which is produced on a bound

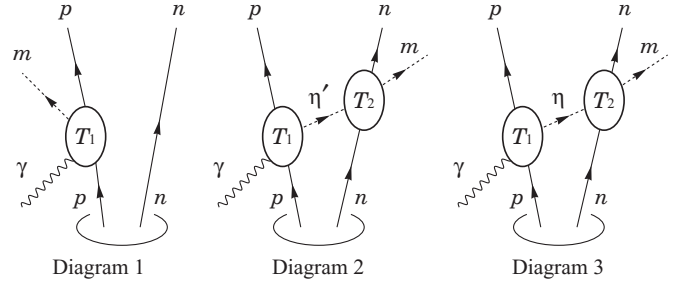


FIG. 1. Feynman diagrams for the $\gamma d \rightarrow mnp$ reaction with $m = \eta$ or η' . Here T_1 and T_2 are the $\gamma p \rightarrow mp$ and $mn \rightarrow mn$ scattering amplitudes, respectively.

proton in the first step. Because we require a fast proton in the forward direction, we can safely neglect the final-state interaction between proton and neutron. In addition, as we will see later, the η' exchange is most important, because η' in the intermediate state goes almost on its mass shell at $M_X \approx M_{\eta'} + M_n$. In contrast, the η exchange is suppressed owing to its largely off-shell propagation. This means that exchanges of other mesons such as π should be suppressed more. We also note that we do not consider diagrams of η and η' photoproductions on a bound neutron. This is because in this condition the final-state neutron should go in the forward direction with large momentum while the final-state proton would be slow and its scattering angle would not be restricted to forward owing to the kinematics, which can easily be suppressed by the experimental setup.

Thus, we calculate the scattering amplitude $T_{\gamma d \rightarrow Xp}$ as

$$T_{\gamma d \rightarrow Xp} = \mathcal{T}_1^{(m)} + \mathcal{T}_2^{(m)} + \mathcal{T}_3^{(m)}, \quad (3)$$

where the subscripts 1, 2, and 3 correspond to the numbers of the diagrams in Fig. 1. The expression of each amplitude is obtained in a manner similar to that in Refs. [38–41].

The first term, $\mathcal{T}_1^{(m)}$, corresponding to the single scattering, is evaluated as

$$\mathcal{T}_1^{(m)} = T_{\gamma p \rightarrow mp}(W_2) \times \tilde{\varphi}(\mathbf{p}_n), \quad (4)$$

with the s -wave $\gamma p \rightarrow mp$ scattering amplitude $T_{\gamma p \rightarrow mp}$ denoted by T_1 in Fig. 1 and the deuteron wave function in momentum space, $\tilde{\varphi}(\mathbf{q})$, which is given in the deuteron rest frame. Therefore, for the evaluation of the deuteron wave function $\tilde{\varphi}(\mathbf{p}_n)$ we have to calculate the neutron momentum in the final state, \mathbf{p}_n , in the laboratory frame. The energy W_2 is calculated as

$$W_2 = \sqrt{(p_m^\mu + p_p^\mu)^2}, \quad (5)$$

where p_m^μ and p_p^μ are the momenta of the meson m and proton in the final state, which can be evaluated from the final-state phase space.

The second term $\mathcal{T}_2^{(m)}$ corresponds to the double scattering with the η' exchange and is evaluated as

$$\begin{aligned} \mathcal{T}_2^{(m)} = & T_{\gamma p \rightarrow \eta' p}(W_2) T_{\eta' n \rightarrow mn}(M_X) \\ & \times \int \frac{d^3q}{(2\pi)^3} \frac{\tilde{\varphi}(\mathbf{q} + \mathbf{p}_p - \mathbf{k})}{q^2 - M_{\eta'}^2 + i\epsilon}, \end{aligned} \quad (6)$$

with the $\eta'n \rightarrow mn$ amplitude $T_{\eta'n \rightarrow mn}$ denoted by T_2 in Fig. 1, for which we employ an effective model described in the next section, the photon and final-state proton momenta in the laboratory frame $\mathbf{k} = (0, 0, E_\gamma^{\text{lab}})$ and \mathbf{p}_p , respectively, and an infinitesimal positive value ϵ . The energy W'_2 is approximated as

$$W'_2 \approx \sqrt{M_p^2 + 2M_p E_\gamma^{\text{lab}}} \quad (7)$$

by assuming that the initial-state bound proton is at rest on its mass shell. The energy carried by the exchanged meson, q^0 , should be fixed in appropriate models. In this study, we employ two approaches. The first one is the Watson approach [43], which gives us [41]

$$q^0 = M_p + E_\gamma^{\text{lab}} - p_p^0 \quad (8)$$

in the laboratory frame. In the second approach, we employ the truncated Faddeev approach as done in Ref. [44], in which we have

$$q^0 = M_d + E_\gamma^{\text{lab}} - p_p^0 - M_n - \frac{|\mathbf{q} + \mathbf{p}_p - \mathbf{k}|^2}{2M_n} \quad (9)$$

in the laboratory frame. Here we refer to the former (latter) treatment as option A (B). The details are given in Ref. [41].

The third term $T_3^{(m)}$ corresponds to the double scattering with the η exchange and is evaluated as

$$T_3^{(m)} = T_{\gamma p \rightarrow \eta p}(W'_2) T_{\eta n \rightarrow mn}(M_X) \times \int \frac{d^3 q}{(2\pi)^3} \frac{\tilde{\varphi}(\mathbf{q} + \mathbf{p}_p - \mathbf{k})}{q^2 - M_\eta^2 + i\epsilon}. \quad (10)$$

Here the energy carried by the exchanged meson, q^0 , is fixed in the same manner as in the second term, $T_2^{(m)}$, with the option A (8) or B (9).

In our calculation, both $T_{\gamma p \rightarrow \eta p}$ and $T_{\gamma p \rightarrow \eta' p}$ can be factorized out of the integral because we assume it to depend on neither the internal energy nor scattering angle. In a more realistic case, both $T_{\gamma p \rightarrow \eta p}$ and $T_{\gamma p \rightarrow \eta' p}$ depend on them and thus should be, in principle, inside the integral. Nevertheless, the forward proton emission of this reaction (θ_p being around 0°) indicates that neglecting the angular dependence is good enough as a first-order approximation. Besides, the energy W'_2 as a parameter of the amplitudes $T_{\gamma p \rightarrow mp}$ can be fixed by assuming that the initial-state bound proton in the first scattering is at rest on its mass shell, as done in Ref. [38].

For the deuteron wave function, we neglect the d -wave component and we use a parametrization of the s -wave component given by an analytic function [45] as

$$\tilde{\varphi}(\mathbf{q}) = \sum_{j=1}^{11} \frac{C_j}{q^2 + m_j^2}, \quad (11)$$

with C_j and m_j determined in Ref. [46].

B. The $\eta'N$ scattering amplitude

Next we formulate the $\eta'N$ scattering amplitude around the $\eta'N$ threshold. In this study we consider an s -wave $\eta'N$ - ηN coupled-channels problem, because the ηN channel can be

important to the $\eta'N$ scattering amplitude as the closest open channel in the s wave. In this study, we employ the $\eta'N$ amplitude obtained from the linear σ model with unitarization according to the approach developed in Refs. [23,42]. The scattering amplitude T_{ij} is labeled by the channel indices i and j as $i = 1$ (2) for $\eta'N$ (ηN). Here we note that we employ the physical masses for nucleons to calculate quantities, so the nucleon mass M_N is equal to M_p for the $\eta^{(\prime)}p$ reaction and to M_n for the $\eta^{(\prime)}n$ reaction in the following formulation, while the interaction term is constructed with isospin symmetry.

According to Refs. [23,42], we construct an interaction kernel from the linear σ model as

$$V_{11} = -\frac{6gB}{\sqrt{3}m_{\sigma 0}^2}, \quad V_{12} = V_{21} = +\frac{6gB}{\sqrt{6}m_{\sigma 8}^2}, \quad V_{22} = 0, \quad (12)$$

where constants g , B , $m_{\sigma 0}$, and $m_{\sigma 8}$ determine the strength of the interaction, g is the coupling constant for the σNN vertex, B represents the contribution from the $U_A(1)$ anomaly, and $m_{\sigma 0}$ and $m_{\sigma 8}$ are the masses of the singlet and octet σ mesons exchanged between $\eta^{(\prime)}$ and N . These parameters are fixed as $g = 7.67$, $B = 0.984$ GeV, $m_{\sigma 0} = 0.7$ GeV, and $m_{\sigma 8} = 1.23$ GeV [23].

Here we note that the contribution from the ηN channel is not so large because the mixing angle between the η and the η' is small and the transition of the $\eta'N$ into the ηN governed by Eq. (12) is suppressed by the large mass of the octet scalar meson $m_{\sigma 8}$. This means that the following result would not depend so much on the details of the treatment of the ηN channel.

We use this tree-level interaction as an interaction kernel and solve the scattering equation to obtain the scattering amplitude $T_{ij}(w)$,

$$T_{ij}(w) = V_{ij} + \sum_{k=1}^2 V_{ik} G_k(w) T_{kj}(w), \quad (13)$$

where w is the center-of-mass energy and G_i is the $\eta^{(\prime)}N$ loop function. It is important that the tree-level amplitude V_{ij} is independent of the external momentum [see Eq. (12)], and thus the scattering equation becomes an algebraic equation. For the loop function G_i , we employ a covariant expression as

$$G_i(w) \equiv i \int \frac{d^4 q}{(2\pi)^4} \frac{2M_N}{[(P - q)^2 - M_N^2](q^2 - M_i^2)}, \quad (14)$$

with $P^\mu = (w, \mathbf{0})$, $M_1 = M_{\eta'}$, and $M_2 = M_\eta$, and the loop function is calculated with the dimensional regularization as

$$G_i(w) = \frac{2M_N}{16\pi^2} \left\{ a_i(\mu_{\text{reg}}) + \ln \left(\frac{M_N^2}{\mu_{\text{reg}}^2} \right) + \frac{w^2 + M_i^2 - M_N^2}{2w^2} \times \ln \left(\frac{M_i^2}{M_N^2} \right) - \frac{\lambda^{1/2}(w^2, M_N^2, M_i^2)}{w^2} \times \text{artanh} \left[\frac{\lambda^{1/2}(w^2, M_N^2, M_i^2)}{M_N^2 + M_i^2 - w^2} \right] \right\}, \quad (15)$$

with the subtraction constant a_i at the regularization scale μ_{reg} , which is set as $\mu_{\text{reg}} = M_N$. In this study they are fixed by the natural renormalization scheme developed in Ref. [47] so as to

exclude the Castillejo-Dalitz-Dyson (CDD) pole contribution from the loop function. This can be achieved by requiring $G_i(w = M_N) = 0$ for every channel i .

In this construction, a sufficient attraction between η' and N leads to an $\eta'N$ bound state described by a pole of the scattering amplitude $T_{ij}(w)$ with its residue $g_i g_j$:

$$T_{ij}(w) = \frac{g_i g_j}{w - w_{\text{pole}}} + (\text{regular at } w = w_{\text{pole}}). \quad (16)$$

The residue g_i can be interpreted as the coupling constant of the $\eta'N$ bound state to the i channel. The coupling constant g_i is further translated into the so-called compositeness X_i via the two-body wave function so as to measure the fraction of the two-body component [48–52]. Namely, in the present formulation the two-body wave function in channel i in momentum space $\tilde{\Psi}_i(\mathbf{q})$ is proportional to the coupling constant g_i [53,54] as

$$\tilde{\Psi}_i(\mathbf{q}) = \frac{g_i \sqrt{4M_N w_{\text{pole}}}}{w_{\text{pole}}^2 - [\omega_i(\mathbf{q}) + \Omega_N(\mathbf{q})]^2}. \quad (17)$$

Then the compositeness is defined as the norm of $\tilde{\Psi}_i(\mathbf{q})$, and its expression is

$$\begin{aligned} X_i &= \int \frac{d^3q}{(2\pi)^3} \frac{\omega_i(\mathbf{q}) + \Omega_N(\mathbf{q})}{2\omega_i(\mathbf{q})\Omega_N(\mathbf{q})} [\tilde{\Psi}_i(\mathbf{q})]^2 \\ &= -g_i^2 \frac{dG_i}{dw}(w = w_{\text{pole}}), \end{aligned} \quad (18)$$

where $\omega_i(\mathbf{q}) \equiv \sqrt{M_i^2 + \mathbf{q}^2}$ and $\Omega_N(\mathbf{q}) \equiv \sqrt{M_N^2 + \mathbf{q}^2}$. Here we note that the compositeness as well as the wave function is a scheme-dependent quantity; i.e., we can uniquely determine it when we fix the model space, interaction, and loop function. Because we take into account only the $\eta'N$ and ηN channels in the present model, the sum of the norms for the $\eta'N$ and ηN channels, $X_1 + X_2$, coincides with the normalization of the total bound-state wave function $|\Psi\rangle$ as

$$\langle \Psi^* | \Psi \rangle = X_1 + X_2 = 1. \quad (19)$$

In this sense, one can deduce the structure by comparing the value of the compositeness with unity. Besides, we may take into account missing channels, which do not appear as explicit degrees of freedom in the model space, by employing an energy-dependent two-body interaction, as such a missing channel inevitably brings energy dependence to the two-body interaction [47,51].

The values of the pole position, coupling constant, and compositeness of the $\eta'N$ bound state in the present model are listed in Table I. As one can see, the pole position w_{pole} has a small imaginary part as a decay of the $\eta'N$ bound state to the ηN channel, and the value is consistent with the experimental implication in Ref. [30]. The modulus of the $\eta'N$ coupling constant is about five times larger than that of the ηN one. Because the $\eta'N$ compositeness $X_{\eta'N}$ is close to unity with a negligible imaginary part, the $\eta'N$ bound state in the present model parameter is indeed dominated by the $\eta'N$ component.

TABLE I. Pole position w_{pole} , coupling constant g_i ($i = \eta'N, \eta N$), and compositeness X_i of the $\eta'N$ bound state in the present model.

w_{pole} (MeV)	$1889.5 - 6.3i$
$g_{\eta'N}$	$2.40 + 0.45i$
$g_{\eta N}$	$-0.54 - 0.07i$
$X_{\eta'N}$	$1.01 + 0.00i$
$X_{\eta N}$	$-0.01 + 0.00i$

C. The $\gamma p \rightarrow \eta p$ and $\eta' p$ scattering amplitudes

Finally, let us consider photoproductions of η and η' on a proton target. In this study, we introduce the rescattering of $\eta^{(\prime)}p$ in the final state of the $\gamma p \rightarrow mp$ reaction with $m = \eta$ or η' , as done in Ref. [55]. Namely, with the $\eta^{(\prime)}N \rightarrow \eta^{(\prime)}N$ amplitude developed in the previous section, we construct the scattering amplitude $T_{\gamma p \rightarrow mp}$ in the approach diagrammatically shown in Fig. 2, which is expressed as

$$T_{\gamma p \rightarrow i}(W) = V_{\gamma i} + \sum_{j=1}^2 V_{\gamma j} G_j(W) T_{ji}(W). \quad (20)$$

Here W is the center-of-mass energy, T_{ji} and G_j are the $\eta^{(\prime)}p \rightarrow \eta^{(\prime)}p$ scattering amplitude and loop function developed in the previous subsection, respectively, and the channel index $i = 1$ (2) indicates the $\eta'p$ (ηp) channel. In general, we may take different subtraction constants for the loop functions G_i in Eqs. (13) and (20), but the same subtraction constant is used in this study. In contrast, the $\gamma p \rightarrow i$ part $V_{\gamma i}$ is an unknown model parameter.

In this study we fix $V_{\gamma p \rightarrow i}$ by using the experimental data of the differential cross section for the reaction $\gamma p \rightarrow mp$, which is expressed as

$$\frac{d\sigma_{\gamma p \rightarrow mp}}{d\Omega} = \frac{p'_{\text{c.m.}} M_p}{16\pi^2 E_{\gamma}^{\text{lab}} W} |T_{\gamma p \rightarrow mp}|^2. \quad (21)$$

Here Ω is the solid angle for the momentum of the final-state proton in the center-of-mass frame and the total energy W is obtained as $W = \sqrt{M_p^2 + 2M_p E_{\gamma}^{\text{lab}}}$. The magnitude of the momentum of the final-state proton in the center-of-mass frame, $p'_{\text{c.m.}}$, can be calculated as

$$p'_{\text{c.m.}} = \frac{\lambda^{1/2}(W^2, M_p^2, M_m^2)}{2W}. \quad (22)$$

Here we note that, because we mainly concentrate on the forward proton emission, we may need only the scattering

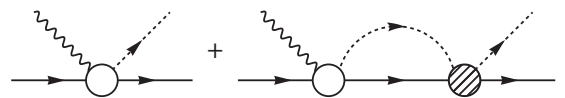


FIG. 2. Feynman diagrams for the $\gamma p \rightarrow mp$ reaction with $m = \eta$ or η' . Here the solid, dashed, and wavy lines represent the proton, m , and photon, respectively. The open and shaded circles correspond to the $\gamma p \rightarrow mp$ and $mp \rightarrow mp$ amplitudes, respectively.

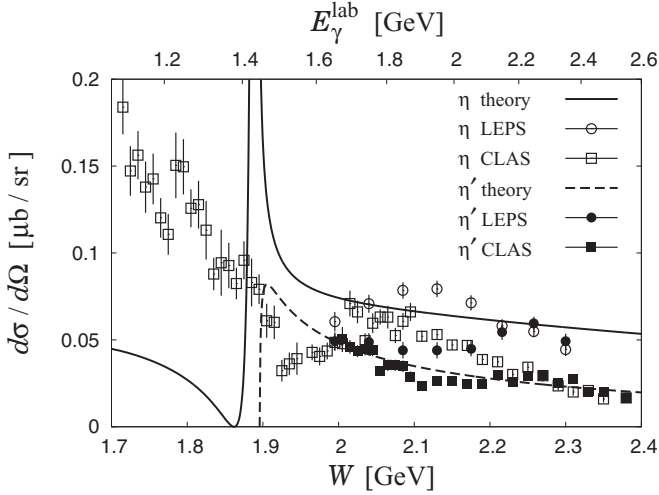


FIG. 3. Differential cross sections of $\gamma p \rightarrow \eta p$ and $\eta' p$ reactions calculated with the amplitudes in Eq. (20) and comparison with the experimental data in Refs. [32,34]. The experimental data are taken with the scattering angle $-0.8 < \cos \theta_m^{c.m.} < -0.7$ for both η and η' photoproductions, with $\theta_m^{c.m.}$ being the meson angle in the center-of-mass frame.

amplitude at a certain angle. Furthermore, in this study we are interested in the ratio of the $\eta'n$ bound state signal to the η' quasifree contribution. In this sense, regarding the $\gamma p \rightarrow i$ part $V_{\gamma i}$ to be constant is enough for our purpose to calculate the relative strength between the $\eta'n$ bound-state signal and the η' quasifree contribution in the forward proton emission. Thus, we fix two fitting parameters $V_{\gamma 1}$ and $V_{\gamma 2}$ so as to reproduce the experimental data. For the forward proton emission, we use the experimental data on the $\gamma p \rightarrow \eta' p$ and ηp reactions in the scattering angle $-0.8 < \cos \theta_m^{c.m.} < -0.7$ with the $\eta^{(\prime)}$ scattering angle $\theta_m^{c.m.}$ [32,34]. As we see in the numerical results, the $\gamma p \rightarrow \eta' p$ reaction is most important, so we give more weight to the data of the $\gamma p \rightarrow \eta' p$ reaction. From the fit with the parameters in the $\eta^{(\prime)} N \rightarrow \eta^{(\prime)} N$ amplitude ($g = 7.67$, $B = 0.984$ GeV, $m_{\sigma 0} = 0.7$ GeV, and $m_{\sigma 8} = 1.23$ GeV), we take the parameters

$$V_{\gamma 1} = 0.348 \text{ GeV}^{-1}, \quad V_{\gamma 2} = 0.354 \text{ GeV}^{-1}, \quad (23)$$

which reproduce the experimental cross sections with forward proton emission above the $\eta' p$ threshold in Ref. [32,34], as shown in Fig. 3. We note that in Fig. 3 we have a prominent peak in the $\gamma p \rightarrow \eta p$ cross section below $W = 1.9$ GeV corresponding to the signal of the $\eta' p$ bound state. In actual experimental observation, this contribution should interfere with others coming from the nonresonant background. This may provide a peak structure or a dip, generally a Fano resonance, depending on the interference.¹

¹Actually, an enhancement of the differential cross section of the $\gamma p \rightarrow \eta p$ reaction was observed just below the $\eta' p$ threshold in experiments [56,57], which was claimed to be attributable to an S_{11} resonance in their analyses. This might imply the signal of the $\eta' p$ bound state.

We emphasize again that this strategy is sufficient for our purpose to estimate the production ratio of the $\eta'n$ bound state compared to the η' quasifree contributions with forward proton emission. Actually, around the $\eta'n$ threshold the strength of both the bound-state signal and the quasifree contribution is similarly suppressed as the scattering angle increases, and hence a large cancellation will take place when we take the signal to the quasifree ratio.

III. NUMERICAL RESULTS

Now we calculate the differential cross section (1) for the $\gamma d \rightarrow mnp$ reaction with $m = \eta$ or η' . We first perform theoretical studies of the signal for the $\eta'n$ bound state in the photoproduction process in Sec. III A. In this section, after examining two options, i.e., the Watson approach (8) and the truncated Faddeev approach (9), we investigate each diagram contribution to the cross sections of the two reactions. In addition, we study how the signal of the $\eta'n$ bound state depends on the strength of the $\eta'N$ interaction. Then in Sec. III B we discuss how the signal of the $\eta'n$ bound state can be seen in several experimental conditions. We here show the dependence of our results with respect to the initial photon energy and the scattering angle of the final-state proton and integrate the differential cross section with respect to the scattering angle for the forward proton emission.

Throughout this section, the initial photon energy E_{γ}^{lab} and proton scattering angle in the global center-of-mass frame $\theta_p^{c.m.}$ are fixed as $E_{\gamma}^{\text{lab}} = 2.1$ GeV and $\theta_p^{c.m.} = 0^\circ$, respectively, unless explicitly mentioned.

A. Theoretical study of the $\eta'n$ signal

1. Signal of the $\eta'n$ bound state in two options

First of all, we examine two options of the exchanged meson energy: A for the Watson approach (8) and B for the truncated Faddeev approach (9). We calculate the differential cross sections for the $\gamma d \rightarrow \eta np$ and $\eta' np$ reactions in both approaches as functions of the invariant mass $M_X = M_{\eta n}$ and $M_{\eta' n}$, and the result is shown in Fig. 4 in the range [1.86 GeV, 1.94 GeV]. As one can see from the figure, in both options A and B, we can clearly observe the signal of the $\eta'n$ bound state in the ηn mass spectrum below the $\eta'n$ threshold ≈ 1.897 GeV, which is comparable to the quasifree η' contribution in the $\eta'n$ mass spectrum above the threshold. However, the strength of the bound-state signal is different in two options, while very similar quasifree η' contributions are found. Namely, the option A (B) gives a larger (smaller) signal of the $\eta'n$ bound state. This difference could be interpreted as a theoretical ambiguity in calculating the differential cross section of the γd reaction in the present formulation.

Here we should mention that in option A we have a small cusp in the ηn spectrum around 1.88 GeV, which is an artificial threshold in the Watson approach [41,44]. Because we are interested in the signal of the $\eta'n$ bound state in clearer conditions, we employ only the option B, which gives smaller signal of the bound state, in the following calculations.

Let us now numerically compare the contributions from the bound-state signal and from others above the $\eta'n$ threshold in

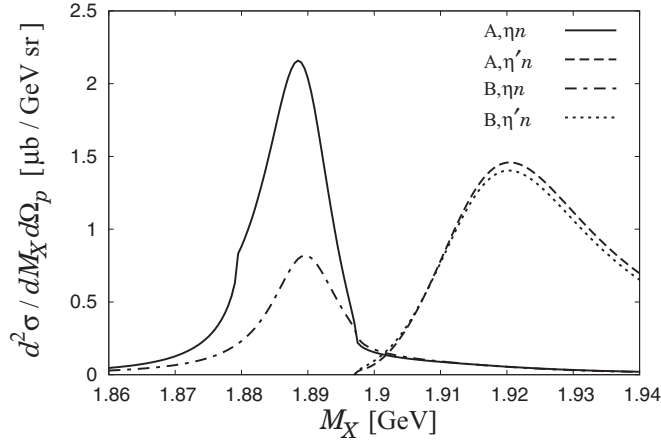


FIG. 4. Invariant mass spectra for the $\gamma d \rightarrow Xp$ reactions with $X = \eta n$ and $\eta' n$. The exchanged meson energy q^0 is fixed as in Eq. (8) [Eq. (9)] for the option A (B). The initial photon energy is fixed as $E_\gamma^{\text{lab}} = 2.1$ GeV and the proton scattering angle in the global center of mass is $\theta_p^{\text{c.m.}} = 0^\circ$.

option B. This can be achieved by integrating the differential cross section in appropriate ranges of the invariant mass M_X . On the one hand, the signal contribution is obtained by integrating $d^2\sigma_{\gamma d \rightarrow \eta np} / dM_X d\Omega_p$ in the range $[1.86 \text{ GeV}, M_{\eta'} + M_n]$, which results in $0.011 \mu\text{b}/\text{sr}$. On the other hand, the other contributions above the $\eta' n$ threshold contain the quasifree η' in the $\eta' n$ spectrum and the tail of the $\eta' n$ bound-state signal in the ηn spectrum. Thus, we integrate the sum of the cross section in the two reactions, $d^2\sigma_{\gamma d \rightarrow \eta np} / dM_X d\Omega_p + d^2\sigma_{\gamma d \rightarrow \eta' np} / dM_X d\Omega_p$, in the range $[M_{\eta'} + M_n, 2.0 \text{ GeV}]$, which results in $0.055 \mu\text{b}/\text{sr}$. Therefore, we obtain the ratio of the signal to other contributions as $0.011/0.055 = 0.20$.

2. Contribution from each diagram

Next we show in Fig. 5 the numerical result of each diagram contribution to the differential cross section for the $\gamma d \rightarrow \eta np$ reaction (1) as a function of the invariant mass $M_X = M_{\eta n}$. As

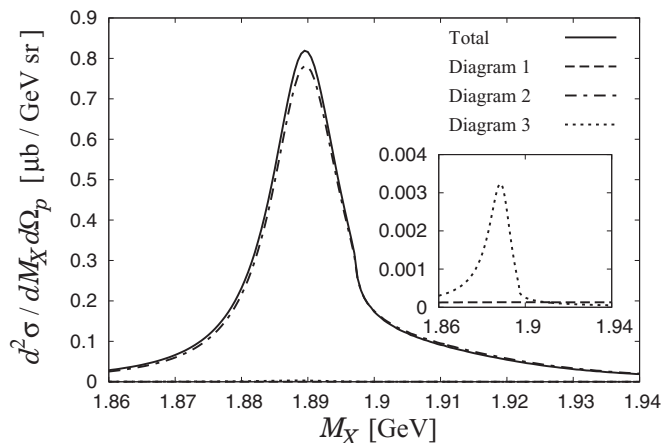


FIG. 5. Invariant mass spectrum for the $\gamma d \rightarrow \eta np$ reaction. The initial photon energy is fixed as $E_\gamma^{\text{lab}} = 2.1$ GeV and the proton scattering angle in the global center of mass is $\theta_p^{\text{c.m.}} = 0^\circ$. The inset represents an enlarged figure.

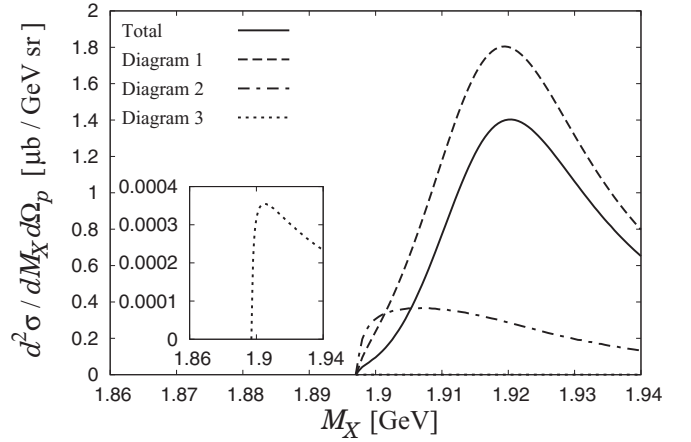


FIG. 6. Invariant mass spectrum for the $\gamma d \rightarrow \eta' np$ reaction. The initial photon energy is fixed as $E_\gamma^{\text{lab}} = 2.1$ GeV and the proton scattering angle in the global center of mass is $\theta_p^{\text{c.m.}} = 0^\circ$. The inset represents an enlarged figure.

one can see, we observe that in this invariant mass region the cross section is dominated by diagram 2 in Fig. 1, i.e., the η' exchange contribution. This is because the invariant mass in this region contains the $\eta' n$ threshold and thus the exchanged η' can go almost on its mass shell to generate an $\eta' n$ bound state. In contrast, both diagrams 1 and 3 in Fig. 1 are negligible. The contribution from the single scattering (diagram 1) is strongly suppressed by the deuteron wave function. Namely, to make the ηn invariant mass as large as the $\eta' n$ threshold energy with the forward proton emission only by the single scattering, we need anomalously large Fermi motion of a bound neutron in the forward direction. The η exchange as diagram 3 is also small because the exchanged η cannot approach on its mass shell in the $\eta' n$ bound region with forward proton emission and the magnitude of the $\eta n \rightarrow \eta n$ amplitude is small compared to that of the $\eta' n \rightarrow \eta n$ one employed in diagram 2.

In Fig. 6, we show the numerical result of the differential cross section for the $\gamma d \rightarrow \eta' np$ reaction around the $\eta' n$ threshold. The cross section starts at the $\eta' n$ threshold. From the figure, we find that the quasifree η' contribution in the single scattering (diagram 1 in Fig. 1) dominates the cross section. This is caused by the deuteron wave function; because a bound proton and a bound neutron are almost at rest inside a deuteron, the η' meson produced by the $\gamma p^* \rightarrow \eta' p$ reaction with a bound proton p^* should be slow if the final-state proton goes to the forward angle with $\theta_p^{\text{c.m.}} = 0^\circ$, which makes the invariant mass M_X close to the $\eta' n$ threshold. Besides, the tail of an $\eta' n$ bound-state peak can make the η' exchange diagram (diagram 2) a non-negligible contribution to the cross section, as shown by the dash-dotted line in Fig. 6. In contrast, the η exchange diagram contributes negligibly to the cross section owing to a similar reason as in the $\gamma d \rightarrow \eta np$ reaction.

An interesting point is that we can observe the destructive interference between the quasifree η' photoproduction of the single scattering and the η' exchange contribution. This means the absorption of η' produced on a bound proton into the bound neutron inside the same deuteron. Actually, we can

easily find that a double-scattering amplitude constructed with the imaginary part of the $\eta'n \rightarrow \eta'n$ amplitude and the on-shell η' exchange has the opposite sign compared to the single-scattering one. The present result provides us with an expectation that one may extract information on the $\eta'N$ interaction from the quasifree η' production yield on a deuteron target compared to that on a proton target. We also expect large medium effects for η' such as the transparency ratio even in light nuclei.

3. Dependence on the strength of the $\eta'N$ interaction

Now we see the dependence on the strength of the $\eta'n$ interaction for the peak structure of the $\eta'n$ bound state in the $\gamma d \rightarrow pX$ reaction with $X = \eta n$ and $\eta'n$. Here we vary the interaction strength via the model parameter g or $m_{\sigma 8}$ in the interaction kernel (12) and by introducing the contribution from the πN channel. Because we are interested in how the signal of the $\eta'n$ bound state depends on the model parameters, we modify the interaction strength only for the second scattering, i.e., T_2 in Fig. 1, while we fix the first step of the reaction (T_1 in Fig. 1) unchanged. We note that when we change the value of the parameter g or $m_{\sigma 8}$, other parameters remain fixed as their original values.

First we vary the interaction strength via g , which is the coupling constant for the σNN vertex. Because the coupling constant g is commonly introduced to the $\eta'n \leftrightarrow \eta'n$ and $\eta'n \leftrightarrow \eta n$ interaction, as the value of g becomes large, both the binding energy $B_E \equiv M_{\eta'} + M_n - \text{Re } w_{\text{pole}}$ and width $\Gamma \equiv -2 \text{Im } w_{\text{pole}}$ of the $\eta'n$ bound state increase. We show in the top part of Table II the properties of the $\eta'n$ bound state with several values of g . We have checked that in the

TABLE II. Properties of the $\eta'n$ bound state with several values of the parameter g or $m_{\sigma 8}$. When changing the value of the parameter g or $m_{\sigma 8}$, other parameters remain fixed. We also consider the case that we introduce the contribution from the πN channel [58]. The binding energy B_E and width Γ are defined as $B_E \equiv M_{\eta'} + M_n - \text{Re } w_{\text{pole}}$ and $\Gamma \equiv -2 \text{Im } w_{\text{pole}}$, respectively.

Shift parameter g			
g	$g_{\eta'n}$	B_E (MeV)	Γ (MeV)
5.0	No structure		
6.0	Cusp only		
7.0	$1.63 + 0.56i$	0.9	5.4
8.0	$2.71 + 0.43i$	12.8	16.0
9.0	$3.49 + 0.40i$	31.8	26.0
Shift parameter $m_{\sigma 8}$			
$m_{\sigma 8}$ (GeV)	$g_{\eta'n}$	B_E (MeV)	Γ (MeV)
0.9	$3.19 + 1.25i$	9.5	60.9
1.0	$2.79 + 0.91i$	8.8	34.4
1.1	$2.57 + 0.67i$	8.4	21.2
1.2	$2.43 + 0.49i$	8.0	14.1
1.3	$2.34 + 0.37i$	7.7	9.8
Introduce πN channel			
	$g_{\eta'n}$	B_E (MeV)	Γ (MeV)
	$4.10 + 0.15i$	57.0	14.5

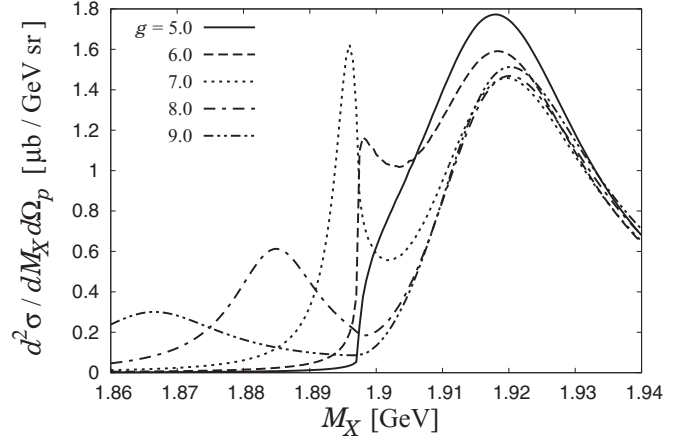


FIG. 7. Invariant mass spectrum for the $\gamma d \rightarrow Xp$ reaction with $X = \eta n$ and $\eta'n$ as the sum of the two contributions. The interaction strength is controlled by the parameter g in Eq. (12). The initial photon energy is fixed as $E_{\gamma}^{\text{lab}} = 2.1$ GeV and the proton scattering angle in the global center of mass is $\theta_p^{\text{c.m.}} = 0^\circ$.

present condition the coupling constant $g \geq 6.9$ can form an $\eta'n$ bound state below the $\eta'n$ threshold.

The behavior of the signal of the $\eta'n$ bound state is shown in Fig. 7, where we plot the sum of the differential cross sections of $\gamma d \rightarrow \eta np$ and $\eta' np$ with the parameter $g = 5.0$ to 9.0 in intervals of 1.0 . From the figure, we can clearly observe the signal of the $\eta'n$ bound state for $g = 7.0$ and 8.0 . However, for $g = 9.0$, the signal of the bound state becomes weak owing to its large decay width, $\Gamma = 26.0$ MeV. In addition, for $g = 6.0$, we find only a cusp structure at the $\eta'n$ threshold, as the interaction with $g = 6.0$ cannot bind the $\eta'n$ system below the $\eta'n$ threshold. Such a cusp structure disappears when we take $g = 5.0$. This result indicates that, if the $\eta'N$ interaction is attractive enough, we have a chance to observe some peculiar structure around the $\eta'n$ threshold, i.e., the bound-state signal ($g = 7.0, 8.0$ and 9.0) or a cusp of the differential cross section at the $\eta'n$ threshold ($g = 6.0$). We also note that we may observe interesting behavior in the $\eta'n$ invariant mass spectrum just above its threshold, which reflects the physics below the $\eta'n$ threshold, as seen in Fig. 8, where we plot only the $\eta'n$ invariant mass spectrum. In the present model, one finds that the $\eta'n$ invariant mass spectrum is convex downward just above the $\eta'n$ threshold for $g > 6$, in which there is a bound state below the threshold, while it becomes convex upward for $g \leq 6$, where there is no bound state.

Next we shift the value of the parameter $m_{\sigma 8}$, which is the mass of the octet σ meson exchanged between $\eta^{(\prime)}$ and n . Because $m_{\sigma 8}$ determines the strength of the transition $\eta'N \leftrightarrow \eta N$, this mainly controls the decay width of the $\eta'n$ bound state; the smaller value of $m_{\sigma 8}$ brings the larger decay width of the $\eta'n$ bound state with a similar binding energy. The properties of the $\eta'n$ bound state are listed in the middle part of Table II.

By changing the value of $m_{\sigma 8}$, we can study how the bound-state signal melts with large decay width in the differential cross section. In Fig. 9 we show our result of the sum of the differential cross sections of $\gamma d \rightarrow \eta np$ and $\eta' np$ with the parameter $m_{\sigma 8} = 0.9$ GeV to 1.3 GeV in intervals of 0.1 GeV.

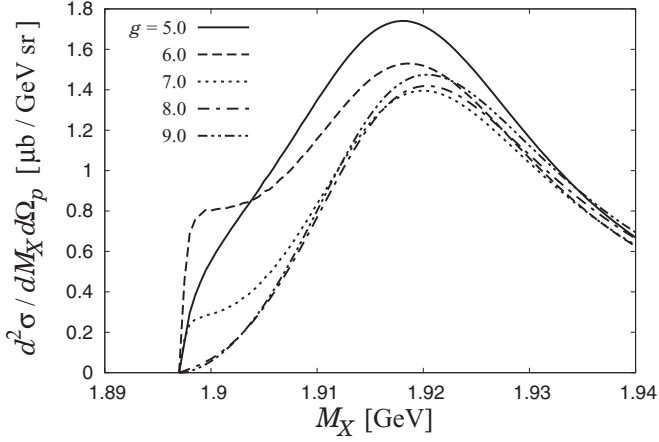


FIG. 8. Invariant mass spectrum for the $\gamma d \rightarrow \eta' np$ reaction. The interaction strength is controlled by the parameter g in Eq. (12). The initial photon energy is fixed as $E_\gamma^{\text{lab}} = 2.1$ GeV and the proton scattering angle in the global center of mass is $\theta_p^{\text{c.m.}} = 0^\circ$.

We can see from Fig. 9 that for $m_{\sigma 8} \geq 1.1$ GeV the signal of the $\eta'n$ bound state is clear and non-negligible compared to the quasifree contribution above the $\eta'n$ threshold. In contrast, for $m_{\sigma 8} \leq 1.0$ GeV, we have only a negligible contribution of the bound-state signal. This result indicates that, even if there would exist an $\eta'n$ bound state, we could not see its signal in the $\gamma d \rightarrow pn\eta$ reaction if its decay width is $\Gamma \gtrsim 25$ MeV.

Finally, we introduce the contribution from the πN channel to the $\eta'N$ interaction in the linear σ model. The contribution from the πN channel is included to respect the experimental data given in Ref. [59]. Within this treatment, the effect of the coupling with πN channel would not be so significant. Besides, for a more realistic treatment of the model, we also take into account the effect of the flavor SU(3) symmetry breaking. This SU(3) symmetry breaking makes the σ_0 mass lighter. As a result, the interaction in the $\eta'N$ elastic channel,

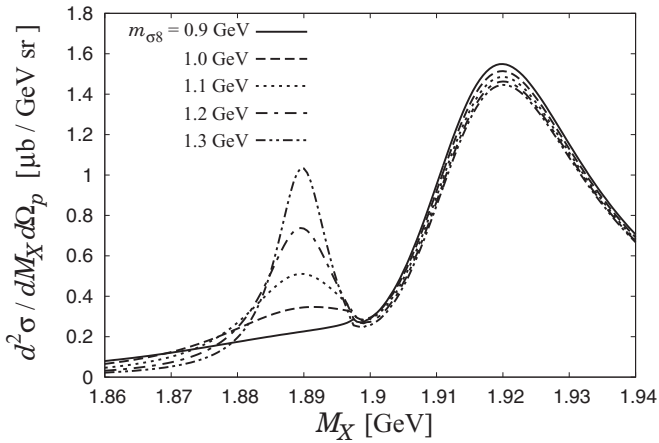


FIG. 9. Invariant mass spectrum for the $\gamma d \rightarrow Xp$ reaction with $X = \eta n$ and $\eta' n$ as the sum of the two contributions. The interaction strength is controlled by the parameter $m_{\sigma 8}$ in Eq. (12). The initial photon energy is fixed as $E_\gamma^{\text{lab}} = 2.1$ GeV and the proton scattering angle in the global center of mass is $\theta_p^{\text{c.m.}} = 0^\circ$.

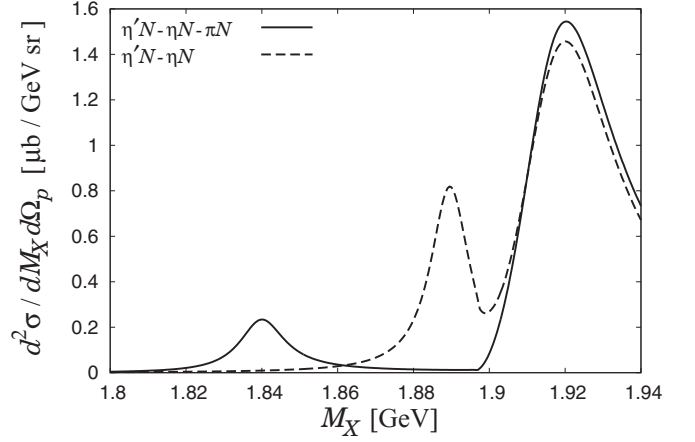


FIG. 10. Invariant mass spectrum for the $\gamma d \rightarrow Xp$ reaction with $X = \eta n$ and $\eta' n$ as the sum of the two contributions. Solid and dashed lines represent the invariant mass spectra with and without inclusion of the πN channel, respectively. The initial photon energy is fixed as $E_\gamma^{\text{lab}} = 2.1$ GeV and the proton scattering angle in the global center of mass is $\theta_p^{\text{c.m.}} = 0^\circ$.

which contains $m_{\sigma 0}$ in the denominator, becomes more attractive and hence the binding energy of the $\eta'N$ system increases. In the present model, the binding energy of the $\eta'N$ bound state grows to 57.0 MeV, which can be interpreted as a model parameter $m_{\sigma 0}$ dependence, but its decay width is still narrow, 14.5 MeV. The details are given in Ref. [58]. We note that, in the calculation of the reaction cross sections, we do not take into account the double-scattering amplitude with the π exchange, because the exchanged π should go far from its mass shell, which gives only a negligible contribution.

We show in Fig. 10 the result of the sum of the differential cross sections of $\gamma d \rightarrow \eta np$ and $\eta' np$. From the figure we can observe a clear signal of the $\eta'n$ bound state at $M_X = 1.84$ GeV, though the peak of the bound-state signal is reduced compared with that without πN channel.

B. Behavior of the signal of the $\eta'n$ bound state in several experimental conditions

Let us now discuss how the signal of the $\eta'n$ bound state can be seen in several experimental conditions. The model parameters are the same as those given in Sec. II.

1. Photon energy dependence

First we examine the initial photon energy dependence of the differential cross section. We take the initial photon energy from $E_\gamma^{\text{lab}} = 2.0$ to 2.4 GeV in intervals of 0.1 GeV and the proton scattering angle $\theta_p^{\text{c.m.}} = 0^\circ$. The result of the cross section around the $\eta'n$ threshold is plotted in Fig. 11.

From Fig. 11, we can find that the peak height of the signal of the $\eta'n$ bound state at 1.89 GeV is almost unchanged as the initial photon energy increases. This is attributable to the two facts on the η' photoproduction. First, the $\gamma p \rightarrow \eta' p$ reaction cross section, and hence its amplitude, decreases as the photon energy increases, as seen in Fig. 3. Second, with forward proton emission, η' produced on a bound proton becomes

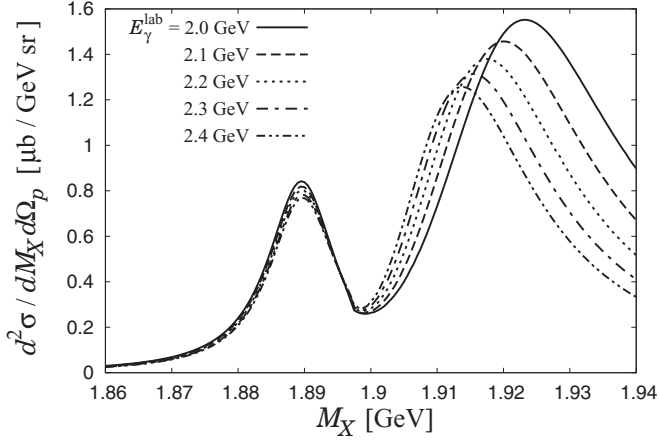


FIG. 11. Invariant mass spectrum for the $\gamma d \rightarrow Xp$ reaction with $X = \eta n$ and $\eta' n$ as the sum of the two contributions. The initial photon energy is taken from $E_\gamma^{\text{lab}} = 2.0$ to 2.4 GeV in intervals of 0.1 GeV. The proton scattering angle in the global center of mass is $\theta_p^{\text{c.m.}} = 0^\circ$.

slower in the laboratory frame as the photon energy increases, which makes the intermediate η' close to on its mass shell in the $\eta' n$ signal region, and hence the η' exchange contribution becomes stronger. These two contributions compensate each other, and as a result the signal of the bound state is almost unchanged regardless of the initial photon energy. Besides, while the peak height of the η' quasifree contribution seen above the $\eta' n$ threshold is similar, its peak position shifts downward as the photon energy increases. This is caused because η' produced on a bound proton becomes slower in the laboratory frame as the photon energy increases, which makes the $\eta' n$ invariant mass lower.

2. Scattering angle dependence

Next we change the value of the scattering angle of the final-state proton. Here we take the scattering angle in the global center-of-mass frame, $\theta_p^{\text{c.m.}}$, from 0° to 30° in intervals of 10° . The result of the differential cross section in these values of the scattering angle is shown in Fig. 12. From the figure, for larger scattering angle $\theta_p^{\text{c.m.}}$, we observe smaller bound-state signal. This is because, with finite $\theta_p^{\text{c.m.}}$, exchanged η' goes largely off-shell owing to a large transverse momentum and hence the η' exchange contribution becomes weak. Therefore, this result indicates that the forward proton emission is suitable for the production of the $\eta' n$ bound state, as we have expected. However, we also see that the quasifree η' peak shifts upward owing to the same kinematics. This fact may help us to observe the signal of the $\eta' n$ bound state in actual experiments, as in experiments we measure the production cross sections with finite scattering angles.

3. Integrating the angle for forward proton emission

Finally, to see the cross section corresponding to the realistic experimental observations, we show the cross section integrated with respect to the scattering angle for forward proton emission in the laboratory frame in Fig. 13. The result indicates that, in any cases of the upper limit of the scattering

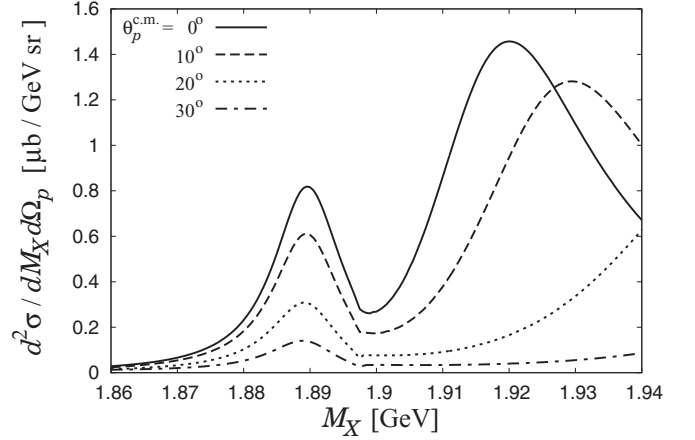


FIG. 12. Invariant mass spectrum for the $\gamma d \rightarrow Xp$ reaction with $X = \eta n$ and $\eta' n$ as the sum of the two contributions. The scattering angle of the final-state proton is taken from $\theta_p^{\text{c.m.}} = 0^\circ$ to 30° in the global center-of-mass frame. The initial photon energy is fixed as $E_\gamma^{\text{lab}} = 2.1$ GeV.

angle, we can clearly distinguish the signal of the $\eta' n$ bound state, if it exists, from the η' quasifree contribution. This result indicates that we will observe the signal of the $\eta' n$ bound state in experiments of the $\gamma d \rightarrow \eta^{(\prime)} np$ reaction with forward proton emission, especially if the bound state exists at more than several MeV below the $\eta' n$ threshold with a small decay width.

IV. CONCLUSION

In this study, we have investigated possibilities of observing a signal of an $\eta' n$ bound state in the photoproductions of the η and η' mesons on a deuteron target with forward proton emission. For this purpose, we have described the production process by two portions. One is the photoproduction of the $\eta^{(\prime)}$

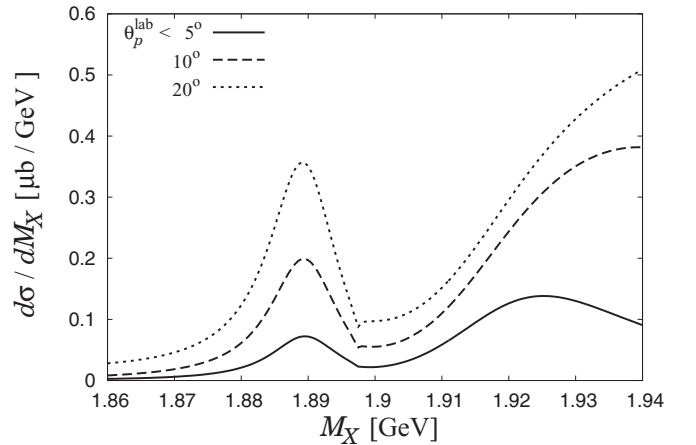


FIG. 13. Invariant mass spectrum for the $\gamma d \rightarrow Xp$ reaction with $X = \eta n$ and $\eta' n$ as the sum of the two contributions. The scattering angle of the final-state proton in the laboratory frame, θ_p^{lab} , is integrated in the ranges $[0^\circ, 5^\circ]$, $[0^\circ, 10^\circ]$, and $[0^\circ, 20^\circ]$. The initial photon energy is fixed as $E_\gamma^{\text{lab}} = 2.1$ GeV.

meson on a proton, and the other is the $\eta^{(\prime)}n \rightarrow \eta^{(\prime)}n$ scattering. In this study, the $\eta^{(\prime)}N \rightarrow \eta^{(\prime)}N$ interaction is obtained in the linear σ model, and this interaction is employed as a kernel of the scattering equation so as to calculate the s -wave $\eta^{(\prime)}N$ scattering amplitude, in which an $\eta'N$ bound state can be dynamically generated. Besides, the $\gamma p \rightarrow \eta p$ and $\eta' p$ scattering amplitudes are fixed in an effective model so as to reproduce the experimental cross sections with forward proton emission.

By using these two portions, we have calculated cross sections of the $\gamma d \rightarrow \eta np$ and $\eta' np$ reactions with forward proton emission in single and $\eta^{(\prime)}$ -exchange double-scattering processes. As a result, we have found that the signal of the $\eta'n$ bound state can be seen below the $\eta'n$ threshold in the ηn invariant mass spectrum of the $\gamma d \rightarrow \eta np$ reaction and its strength is comparable with the contribution from the quasifree η' production above the $\eta'n$ threshold in the $\eta'n$ invariant mass spectrum. We have found that the double-scattering process of the η' exchange dominates the production of the $\eta'n$ bound state. We have also seen a non-negligible destructive interference between the η' quasifree contribution in the single scattering and the tail of an $\eta'n$ bound-state peak

coming from the double scattering of the η' exchange, owing to the η' absorption into the bound neutron. Changing the strength of the $\eta'n$ interaction, we have obtained a clear signal of the $\eta'n$ bound state if its decay width is about 10 MeV. In considering realistic experimental conditions such as several initial photon energies and scattering angles, we have concluded that we will observe the signal of the $\eta'n$ bound state in experiments of the $\gamma d \rightarrow \eta^{(\prime)}np$ reaction with forward proton emission, especially in the case where the bound state exists at more than several MeV below the $\eta'n$ threshold with a small decay width.

ACKNOWLEDGMENTS

The authors thank N. Muramatsu, M. Sumihama, and T. Ishikawa for useful discussions. T.S. acknowledges the support by the Grants-in-Aid for young scientists from JSPS (Grant No. 15K17649) and by a JSPS fellowship (Grant No. 15J06538). S.S. appreciates the support of a JSPS fellowship and a Grant-in-Aid (Grant No. 25-1879). The work of D.J. was supported partly by Grants-in-Aid for Scientific Research from JSPS (Grant No. 25400254).

-
- [1] S. Weinberg, *Phys. Rev. D* **11**, 3583 (1975).
 - [2] S. L. Adler, *Phys. Rev.* **177**, 2426 (1969).
 - [3] J. S. Bell and R. Jackiw, *Nuovo Cimento A* **60**, 47 (1969).
 - [4] W. A. Bardeen, *Phys. Rev.* **184**, 1848 (1969).
 - [5] G. 't Hooft, *Phys. Rev. Lett.* **37**, 8 (1976).
 - [6] G. 't Hooft, *Phys. Rev. D* **14**, 3432 (1976); **18**, 2199(E) (1978).
 - [7] E. Witten, *Nucl. Phys. B* **156**, 269 (1979).
 - [8] G. Veneziano, *Nucl. Phys. B* **159**, 213 (1979).
 - [9] S. H. Lee and T. Hatsuda, *Phys. Rev. D* **54**, R1871(R) (1996); see also T. D. Cohen, *ibid.* **54**, R1867(R) (1996).
 - [10] D. Jido, H. Nagahiro, and S. Hirenzaki, *Phys. Rev. C* **85**, 032201(R) (2012).
 - [11] R. D. Pisarski and F. Wilczek, *Phys. Rev. D* **29**, 338 (1984).
 - [12] V. Bernard, R. L. Jaffe, and U.-G. Meissner, *Nucl. Phys. B* **308**, 753 (1988).
 - [13] T. Kunihiro, *Phys. Lett. B* **219**, 363 (1989).
 - [14] J. I. Kapusta, D. Kharzeev, and L. D. McLerran, *Phys. Rev. D* **53**, 5028 (1996).
 - [15] K. Tsushima, *Nucl. Phys. A* **670**, 198 (2000); K. Tsushima, D. H. Lu, A. W. Thomas, and K. Saito, *Phys. Lett. B* **443**, 26 (1998); K. Tsushima, D. H. Lu, A. W. Thomas, K. Saito, and R. H. Landau, *Phys. Rev. C* **59**, 2824 (1999).
 - [16] P. Costa, M. C. Ruivo, and Yu. L. Kalinovsky, *Phys. Lett. B* **560**, 171 (2003).
 - [17] H. Nagahiro and S. Hirenzaki, *Phys. Rev. Lett.* **94**, 232503 (2005).
 - [18] S. D. Bass and A. W. Thomas, *Phys. Lett. B* **634**, 368 (2006).
 - [19] H. Nagahiro, M. Takizawa, and S. Hirenzaki, *Phys. Rev. C* **74**, 045203 (2006).
 - [20] H. Nagahiro, S. Hirenzaki, E. Oset, and A. Ramos, *Phys. Lett. B* **709**, 87 (2012).
 - [21] M. Nanova *et al.*, *Phys. Lett. B* **710**, 600 (2012).
 - [22] M. Nanova *et al.* (CBELSA/TAPS Collaboration), *Phys. Lett. B* **727**, 417 (2013).
 - [23] S. Sakai and D. Jido, *Phys. Rev. C* **88**, 064906 (2013).
 - [24] K. Suzuki, M. Fujita, H. Geissel, H. Gilg, A. Gillitzer, R. S. Hayano, S. Hirenzaki, K. Itahashi, M. Iwasaki, P. Kienle, M. Matos, G. Munzenberg, T. Ohtsubo, M. Sato, M. Shindo, T. Suzuki, H. Weick, M. Winkler, T. Yamazaki, and T. Yoneyama, *Phys. Rev. Lett.* **92**, 072302 (2004); E. Friedman, M. Bauer, J. Breitschopf, H. Clement, H. Denz, E. Doroshkevich, A. Erhardt, G. J. Hofman, R. Meier, G. J. Wagner, and G. Yaari, *ibid.* **93**, 122302 (2004); E. E. Kolomeitsev, N. Kaiser, and W. Weise, *ibid.* **90**, 092501 (2003); D. Jido, T. Hatsuda, and T. Kunihiro, *Phys. Lett. B* **670**, 109 (2008).
 - [25] K. Itahashi *et al.*, *Prog. Theor. Phys.* **128**, 601 (2012).
 - [26] H. Nagahiro, D. Jido, H. Fujioka, K. Itahashi, and S. Hirenzaki, *Phys. Rev. C* **87**, 045201 (2013).
 - [27] K. Kawanabayashi and N. Ohta, *Prog. Theor. Phys.* **66**, 1789 (1981).
 - [28] B. Borasoy, *Phys. Rev. D* **61**, 014011 (1999).
 - [29] E. Oset and A. Ramos, *Phys. Lett. B* **704**, 334 (2011).
 - [30] P. G. Moysides, H. N. K. Sarma, J. Carr, N. C. Debenham, D. A. Garbutt, and J. Keyne, *Nuovo Cimento A* **75**, 163 (1983).
 - [31] M. Dugger *et al.*, *Phys. Rev. Lett.* **96**, 062001 (2006); **96**, 169905 (2006).
 - [32] M. Williams *et al.* (CLAS Collaboration), *Phys. Rev. C* **80**, 045213 (2009).
 - [33] V. Crede *et al.* (CBELSA/TAPS Collaboration), *Phys. Rev. C* **80**, 055202 (2009).
 - [34] M. Sumihama *et al.* (LEPS Collaboration), *Phys. Rev. C* **80**, 052201 (2009).
 - [35] P. Moskal *et al.*, *Phys. Lett. B* **474**, 416 (2000).
 - [36] P. Moskal *et al.*, *Phys. Lett. B* **482**, 356 (2000).
 - [37] E. Czerwiński, P. Moskal, M. Silarski, S. D. Bass, D. Grzonka, B. Kamys, A. Khokkaz, J. Klaja, W. Krzemień, W. Oelert, J. Ritman, T. Seifzick, J. Smyrski, A. Taschner, M. Wolke, and M. Zielinski, *Phys. Rev. Lett.* **113**, 062004 (2014).

- [38] D. Jido, E. Oset, and T. Sekihara, *Eur. Phys. J. A* **42**, 257 (2009).
- [39] D. Jido, E. Oset, and T. Sekihara, *Eur. Phys. J. A* **47**, 42 (2011).
- [40] J. Yamagata-Sekihara, T. Sekihara, and D. Jido, *Prog. Theor. Exp. Phys.* (2013) 043D02.
- [41] D. Jido, E. Oset, and T. Sekihara, *Eur. Phys. J. A* **49**, 95 (2013).
- [42] S. Sakai and D. Jido, *Hyperfine Interact.* **234**, 71 (2015).
- [43] K. M. Watson, *Phys. Rev.* **89**, 575 (1953).
- [44] K. Miyagawa and J. Haidenbauer, *Phys. Rev. C* **85**, 065201 (2012).
- [45] M. Lacombe, B. Loiseau, R. Vinh Mau, J. Cote, P. Pires, and R. de Tournel, *Phys. Lett. B* **101**, 139 (1981).
- [46] R. Machleidt, *Phys. Rev. C* **63**, 024001 (2001).
- [47] T. Hyodo, D. Jido, and A. Hosaka, *Phys. Rev. C* **78**, 025203 (2008).
- [48] T. Hyodo, D. Jido, and A. Hosaka, *Phys. Rev. C* **85**, 015201 (2012).
- [49] F. Aceti and E. Oset, *Phys. Rev. D* **86**, 014012 (2012).
- [50] T. Hyodo, *Int. J. Mod. Phys. A* **28**, 1330045 (2013).
- [51] T. Sekihara, T. Hyodo, and D. Jido, *Prog. Theor. Exp. Phys.* (2015) 063D04.
- [52] T. Sekihara, T. Arai, J. Yamagata-Sekihara, and S. Yasui, *Phys. Rev. C* **93**, 035204 (2016).
- [53] D. Gamermann, J. Nieves, E. Oset, and E. R. Arriola, *Phys. Rev. D* **81**, 014029 (2010).
- [54] J. Yamagata-Sekihara, J. Nieves, and E. Oset, *Phys. Rev. D* **83**, 014003 (2011).
- [55] J. C. Nacher, E. Oset, H. Toki, and A. Ramos, *Phys. Lett. B* **455**, 55 (1999).
- [56] M. Dugger *et al.* (CLAS Collaboration), *Phys. Rev. Lett.* **89**, 222002 (2002).
- [57] V. L. Kashevarov, L. Tiator, and M. Ostrick, *Bled Workshops Phys.* **16**, 9 (2015) [[arXiv:1602.05820](https://arxiv.org/abs/1602.05820) [nucl-th]].
- [58] S. Sakai and D. Jido, [arXiv:1607.07116](https://arxiv.org/abs/1607.07116) [nucl-th].
- [59] R. K. Rader M. A. Abolins, O. I. Dahl, J. S. Danburg, D. W. Davies, P. L. Hoch, J. Kirz, and D. H. Miller, *Phys. Rev. D* **6**, 3059 (1972).