

JAERI - M  
91-109

REVISED GRAPHS OF ACTIVATION DATA  
FOR FUSION REACTOR APPLICATIONS

1991 June

Yasushi SEKI, Hiromitsu KAWASAKI<sup>\*1</sup>, Nobuhiro YAMAMURO<sup>\*2</sup>  
and Shungo IJIMA<sup>\*3</sup>

JAERI-Mレポートは、日本原子力研究所が不定期に公刊している研究報告書です。  
入手の問合わせは、日本原子力研究所技術情報部情報資料課（〒319-11茨城県那珂郡東海村）あて、お申しこしください。なお、このほかに財団法人原子力弘済会資料センター（〒319-11茨城県那珂郡東海村日本原子力研究所内）で複写による実費頒布をおこなっております。

JAERI-M reports are issued irregularly.

Inquiries about availability of the reports should be addressed to Information Division  
Department of Technical Information, Japan Atomic Energy Research Institute, Tokai-  
mura, Naka-gun, Ibaraki-ken 319-11, Japan.

©Japan Atomic Energy Research Institute, 1991

編集兼発行 日本原子力研究所  
印刷 刷 いばらき印刷(株)

Revised Graphs of Activation Data for Fusion Reactor Applications

Yasushi SEKI, Hiromitsu KAWASAKI<sup>\*1</sup>, Nobuhiro YAMAMURO<sup>\*2</sup>  
and Shungo IIJIMA<sup>\*3</sup>

Department of Fusion Engineering Research  
Naka Fusion Research Establishment  
Japan Atomic Energy Research Institute  
Naka-machi, Naka-gun, Ibaraki-ken

(Received June 6, 1991)

Activation data are required for calculation of induced activity in a fusion reactor. This report gives in graphical form, the activation data which have been evaluated based on recent measurements and calculations, for use in the activation calculation code system THIDA-2. It shows transmutation and decay chain data, activation cross sections and decay gamma-ray emission data for 152 nuclides of interest in terms of fusion reactor design. This report is an updated and enlarged version of a similar report compiled in 1982 for the activation data of 116 nuclides, which had been shown to be extremely effective in referring the activation data and in locating and correcting inappropriate data.

Keywords: Fusion Reactor, Induced Activity, Transmutation, Cross Section, Decay Chain, Decay Gamma-ray, THIDA-2

---

\*1 Century Research Center Ltd.

\*2 Data Engineering Inc.

\*3 Nuclear Engineering Laboratory, Toshiba Corporation

核融合炉用の放射化データの図形表示 (改訂版)

日本原子力研究所那珂研究所核融合工学部

関 泰・川崎 弘光<sup>\*1</sup>・山室 信弘<sup>\*2</sup>

飯島 俊吾<sup>\*3</sup>

(1991年6月6日受理)

核融合炉の放射化計算のために、放射化データが必要である。本報告書は、放射化計算コードシステムTHIDA-2 で使用するために、最新の実験、計算等に基づいて評価した放射化データを図形表示したものである。核融合炉の設計の立場から関心がある 152核種に関する核種変換と崩壊方式データ、核種変換断面積、及び遅発ガンマ線放出データを収録した。本報告書は、1982年に編集した 116 核種に関する放射化データの報告書を、最新データで置き換え、さらに拡張したものである。前回の報告書は、放射化データの参照と不適当なデータの摘出に極めて有効であった。

---

那珂研究所：〒311-01 茨城県那珂郡那珂町大字向山801-1

\* 1 (株) センチュリ・リサーチ・センタ

\* 2 (株) データ工学

\* 3 (株) 東芝、原子力技術研究所

Contents

1. Introduction .....	1
2. Data Content and Descriptions .....	2
3. Concluding Remarks .....	3
4. Graphs of Activation Data .....	7
Acknowledgement .....	312
References .....	312

目 次

1. 序 言 .....	1
2. データ内容及び説明 .....	2
3. 結 言 .....	3
4. 放射化データの図形表示 .....	7
謝 辞 .....	312
参考文献 .....	312

## 1. Introduction

Major design problems caused by the activation of reactor components induced by the 14 MeV neutrons generated by the D-T fusion reactions are described in the following: The gamma-ray dose after shutdown limits the lifetime of sensors or TV camera to be used in the remote operations for repair and maintenance to be conducted after shutdown. (2) The decay heat becomes the main heat source in the event of LOCA and LOFA after plasma shutdown. Removal of decay heat during the replacement of components accompanying the detachment of cooling system is necessary. Decay heat removal for radwaste is also required. (3) There arises the risk of activation products release during normal operation, during maintenance operations, and at accidents. (4) Finally the activation produces long term radwaste, the quantities and the level of which differs significantly with the material choice.

Therefore it is very important for a D-T fusion reactor to evaluate accurately the activation products generated. In order to improve the accuracy of the activation calculation in a fusion reactor, there have been a number of activities to improve the quality and quantity of activation cross sections.<sup>(1)-(5)</sup> These activities can be divided into two approaches. One is to produce very comprehensive activation data libraries covering not only the activation produced by neutron reactions with stable (long-lived naturally occurring) nuclides but by so called sequential reactions<sup>(5)</sup>, the charged particle reaction products and neutron reaction with product nuclides from the previous neutron reactions<sup>(2)-(5)</sup>. This approach is followed mainly by European scientists to produce an activation library to evaluate long term radioactive waste. The other approach is the one taken in this report, namely to produce accurate activation data for a limited number of stable nuclides of interest in terms of fusion reactor design. The objective in this case is focussed on improving the accuracy of activation dose calculation of the near term fusion devices which will not go through heavy irradiation so that so called sequential reactions are not so important.

This report gives in graphical form, the activation data which have been evaluated based on recent informations. It shows transmutation and decay chain data, activation cross sections and decay gamma-ray emission data for 152 nuclides of interest in terms of fusion reactor design. It is an updated and enlarged version of a similar report published in 1982<sup>(1)</sup> for the activation data of 116 nuclides, which had been shown to be effective in referring the activation data and in locating and correcting inappropriate data. Following the concluding remarks of the previous report, (1) activation cross sections have been added and re-evaluated, (2) Inelastic reactions resulting in meta-stable states are included, and (3) 36 nuclides have been added.

## 2. Data Content and Descriptions

This report gives in graphical form, the activation data for the 152 target nuclides listed in Table 1. These nuclides are mostly selected from the interest in terms of fusion reactor design. Table 1 also serves as the index for the target nuclides. The activation data are the transmutation and decay scheme diagram, the transmutation cross sections and decay gamma ray data. Transmutation and decay scheme data are installed in CHAINLIB library, transmutation cross sections in CROSSLIB library, and decay gamma ray data in GAMMALIB library. The three libraries are used in the activation calculation using the THIDA-2 code<sup>(1)</sup>. These data are described below.

### (1) Transmutation and decay scheme data:

A transmutation and decay scheme diagram for a nuclide is shown in the left hand side (on an even numbered page) of the report, when it is opened at chapter 4 where these graphs are shown. Decay scheme data have been taken from the Table of Isotopes, Seventh Edition<sup>(6)</sup>. The target nuclide symbol placed inside a rectangle is generally placed near the center of the page. A nuclide (Z, A) produced from neutron transmutation reactions with the target nuclide is placed on the page with atomic number Z increasing from left to right and mass number A increasing from bottom to top of the page. Meta-stable nuclides are shown with symbol M beside the mass number. The symbol of transmutation reaction type and decay scheme mode type are described in Table 2. A solid line arrow shows a transmutation reaction, the name of which is written above the line. Each line shows a neutron reaction with the stable nuclide. A dotted line shows a decay scheme of an unstable nuclide with the decay mode symbol and its half-life. For multiple decay modes, the branching ratio is shown in parentheses. When two types of reactions or decay modes result in a same daughter nuclides, e.g. (n, np) and (n, d) reactions or  $\beta^+$  decay and an electron capture, both of the reactions or decay modes are written in smaller letters.

### (2) Transmutation cross sections:

Transmutation reactions are based on measurements made at FNS (Fusion Neutronic Source Facility)<sup>(7)</sup> and calculations based on SINCROS-II code<sup>(8)</sup> and evaluations made for the JENDL-3 (Japanese Evaluated Nuclear Data Library Version 3)<sup>(9)</sup>.

Transmutation cross sections for the stable nuclides are shown in a multi-group (42 energy groups) form at the top of the right hand side (odd numbered pages) of the report. All the reactions with non zero values for the nuclide are plotted on a single graph. A symbol mark is assigned to each of the plotted cross sections and its notation is given below the graph by the symbol described in Table 2. The data reference of the cross

sections is also shown in the parentheses. The names of the reactions with only zero values in the CROSSLIB library are also shown below the graph without any symbol mark.

### (3) Decay gamma ray emission data

All the unstable nuclides in the CHAINLIB library for a parent nuclide are listed in the decay gamma ray table shown in the bottom of the right hand side page (odd numbered page). The energies and intensities of gamma rays with intensity greater than 0.1% per decay are tabulated. Up to 10 strongest gamma rays are tabulated for a decaying nuclide. The annihilation radiation, 0.511 MeV, from  $\beta^+$  decay is always given in the table with their half lives.

## 3. Concluding Remarks

Activation data for 152 stable (long-lived naturally occurring) nuclides of interest in terms of fusion reactor design are graphically presented. These graphs were drawn using the AMOEBA code<sup>(1)</sup> and the graphical presentation and the checking of the graphs proved to be very effective in correcting inappropriate data. The compilation of the graphs also has been shown to be a useful tool to examine activation problems in fusion reactors.

As a result of the present work, the following areas appeared to require further improvements in the future.

(1) In order to save a large man-power required, a computerized procedure is necessary for the generation of decay scheme data and decay gamma ray data from data sources such as Evaluated Nuclear Structure Data File<sup>(1)</sup>. A computer code has been developed to automatically generate decay scheme data such as, half life, beta ray energy and gamma ray energy. It still needs further testing before full utilization.

(2) Charged particle reactions and neutron reactions with product nuclides by the previous neutron reaction should be included. However, since this task will require considerable effort in programming and data compilation, it desirable to be carried out as an international cooperation.

sections is also shown in the parentheses. The names of the reactions with only zero values in the CROSSLIB library are also shown below the graph without any symbol mark.

### (3) Decay gamma ray emission data

All the unstable nuclides in the CHAINLIB library for a parent nuclide are listed in the decay gamma ray table shown in the bottom of the right hand side page (odd numbered page). The energies and intensities of gamma rays with intensity greater than 0.1% per decay are tabulated. Up to 10 strongest gamma rays are tabulated for a decaying nuclide. The annihilation radiation, 0.511 MeV, from  $\beta^+$  decay is always given in the table with their half lives.

## 3. Concluding Remarks

Activation data for 152 stable (long-lived naturally occurring) nuclides of interest in terms of fusion reactor design are graphically presented. These graphs were drawn using the AMOEBA code<sup>(1)</sup> and the graphical presentation and the checking of the graphs proved to be very effective in correcting inappropriate data. The compilation of the graphs also has been shown to be a useful tool to examine activation problems in fusion reactors.

As a result of the present work, the following areas appeared to require further improvements in the future.

(1) In order to save a large man-power required, a computerized procedure is necessary for the generation of decay scheme data and decay gamma ray data from data sources such as Evaluated Nuclear Structure Data File<sup>(1)</sup>. A computer code has been developed to automatically generate decay scheme data such as, half life, beta ray energy and gamma ray energy. It still needs further testing before full utilization.

(2) Charged particle reactions and neutron reactions with product nuclides by the previous neutron reaction should be included. However, since this task will require considerable effort in programming and data compilation, it desirable to be carried out as an international cooperation.

Table 1 List of stable nuclides for which the activation data are plotted (1 of 2)

Element	File No.	Nuclide number	Natural Abundance(%)	Page of plot data	Element	File No.	Nuclide number	Natural Abundance(%)	Page of plot data
Li-6	1	3006	7.5	8	Fe-54	51	26054	5.8	108
Li-7	2	3007	92.5	10	Fe-56	52	26056	91.8	110
Be-9	3	4009	100.0	12	Fe-57	53	26057	2.15	112
B-10	4	5010	19.8	14	Fe-58	54	26058	0.29	114
B-11	5	5011	80.2	16	Co-59	55	27059	100.0	116
C-12	6	6012	98.89	18	Ni-58	56	28058	68.3	118
C-13	7	6013	1.11	20	Ni-60	57	28060	26.1	120
N-14	8	7014	99.63	22	Ni-61	58	28061	1.13	122
N-14	9	7015	0.366	24	Ni-62	59	28062	3.59	124
O-16	10	8016	99.76	26	Ni-64	60	28064	0.91	126
O-17	11	8017	0.038	28	Cu-63	61	29063	69.2	128
F-19	12	9019	100.0	30	Cu-65	62	29065	30.8	130
Na-23	13	11023	100.0	32	Zn-64	63	30064	48.6	132
Mg-24	14	12024	78.99	34	Zn-66	64	30066	27.9	134
Mg-25	15	12025	10.0	36	Zn-67	65	30067	4.1	136
Mg-26	16	12026	11.01	38	Zn-68	66	30068	18.8	138
Al-27	17	13027	100.0	40	Zn-70	67	30070	2.8	140
Si-28	18	14028	92.23	42	Zr-90	68	40090	51.5	142
Si-29	19	14029	4.67	44	Zr-91	69	40091	11.2	144
Si-30	20	14030	3.10	46	Zr-92	70	40092	17.1	146
P-31	21	15031	100.0	48	Zr-94	71	40094	17.4	148
S-32	22	16032	95.02	50	Zr-96	72	40096	2.8	150
S-33	23	16033	0.75	52	Nb-93	73	41093	100.0	152
S-34	24	16034	4.21	54	Mo-92	74	42092	14.8	154
S-36	25	16036	0.017	56	Mo-94	75	42094	9.3	156
Cl-35	26	17035	75.77	58	Mo-95	76	42095	15.9	158
Cl-36	27	17037	24.23	60	Mo-96	77	42096	16.7	160
Ar-40	28	18040	39.96	62	Mo-97	78	42097	9.6	162
K-39	29	19039	93.26	64	Mo-98	79	42098	24.1	164
K-40	30	19040	0.0117	66	Mo-100	80	42000	9.6	166
K-41	31	19041	6.73	68	Pd-102	81	46002	1.0	168
Ca-40	32	20040	96.94	70	Pd-104	82	46004	11.0	170
Ca-42	33	20042	0.647	72	Pd-105	83	46005	22.2	172
Ca-43	34	20043	0.135	74	Pd-106	84	46006	27.3	174
Ca-44	35	20044	2.09	76	Pd-108	85	46008	26.7	176
Ca-46	36	20046	0.0035	78	Pd-110	86	46010	11.8	178
Ca-48	37	20048	0.187	80	Ag-107	87	47007	51.83	180
Sc-45	38	21045	100.0	82	Ag-109	88	47009	48.17	182
Ti-46	39	22046	8.2	84	Cd-106	89	48006	1.25	184
Ti-47	40	22047	7.4	86	Cd-108	90	48008	0.89	186
Ti-48	41	22048	73.7	88	Cd-110	91	48010	12.5	188
Ti-49	42	22049	5.4	90	Cd-111	92	48011	12.8	190
Ti-50	43	22050	5.2	92	Cd-112	93	48012	24.1	192
V-50	44	23050	0.25	94	Cd-113	94	48013	12.2	194
V-51	45	23051	99.75	96	Cd-114	95	48014	28.7	196
Cr-50	46	24050	4.35	98	Cd-116	96	48016	7.5	198
Cr-52	47	24052	83.79	100	In-113	97	49013	4.3	200
Cr-53	48	24053	9.5	102	In-115	98	49015	95.7	202
Cr-54	49	24054	2.36	104	Sn-112	99	50012	1.01	204
Mn-55	50	25055	100.0	106	Sn-114	100	50014	0.67	206

Table 1 List of stable nuclides for which the activation data are plotted (2 of 2)

Element	File No.	Nuclide number	Natural Abundance(%)	Page of plot data	Element	File No.	Nuclide number	Natural Abundance(%)	Page of plot data
Sn-115	101	50015	0.38	208	Ta-181	127	73081	100.0	260
Sn-116	102	50016	14.8	210	W-180	128	74080	0.13	262
Sn-117	103	50017	7.75	212	W-182	129	74082	26.3	264
Sn-118	104	50018	24.3	214	W-183	130	74083	14.3	266
Sn-119	105	50019	8.6	216	W-184	131	74084	30.7	268
Sn-120	106	50020	32.4	218	W-186	132	74086	28.6	270
Sn-122	107	50022	4.56	220	Re-185	133	75085	37.4	272
Sn-124	108	50024	5.64	222	Re-187	134	75087	62.6	274
Sb-121	109	51021	57.3	224	Pt-192	135	78092	0.78	276
Sb-123	110	51023	42.7	226	Pt-194	136	78094	32.9	278
In-127	111	53027	100.0	228	Pt-195	137	78095	33.8	280
Ba-130	112	56030	0.11	230	Pt-196	138	78096	25.3	282
Ba-132	113	56032	0.10	232	Pt-198	139	78098	7.2	284
Ba-134	114	56034	2.42	234	Au-197	140	79097	100.0	286
Ba-135	115	56035	6.59	236	Hg-196	141	80096	0.15	288
Ba-136	116	56036	7.85	238	Hg-198	142	80098	10.0	290
Ba-137	117	56037	11.2	240	Hg-199	143	80099	16.8	292
Ba-138	118	56038	71.7	242	Hg-200	144	80000	23.1	294
Eu-151	119	63051	47.9	244	Hg-201	145	80001	13.2	296
Eu-153	120	63053	52.1	246	Hg-202	146	80002	29.8	298
Hf-174	121	72074	0.16	248	Hg-204	147	80004	6.9	300
Hf-176	122	72076	5.2	250	Pb-204	148	82004	1.42	302
Hf-177	123	72077	18.6	252	Pb-206	149	82006	24.1	304
Hf-178	124	72078	27.1	254	Pb-207	150	82007	22.1	306
Hf-179	125	72079	13.7	256	Pb-208	151	82008	52.3	308
Hf-180	126	72080	35.2	258	Bi-209	152	83009	100.0	310

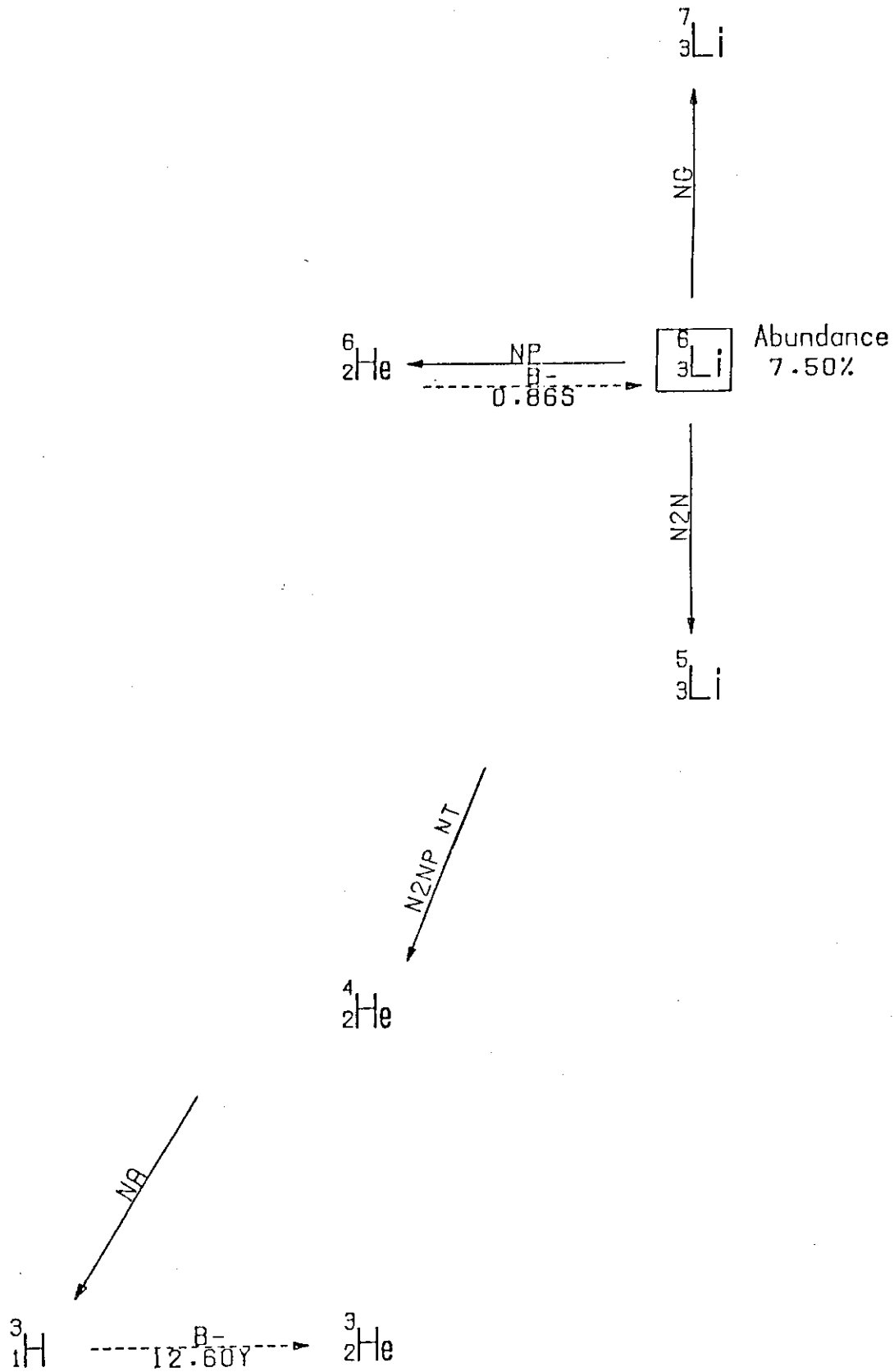
Table 2 Change in atomic number, stable/meta-stable state indicator and mass number involved in transmutation reaction and decay

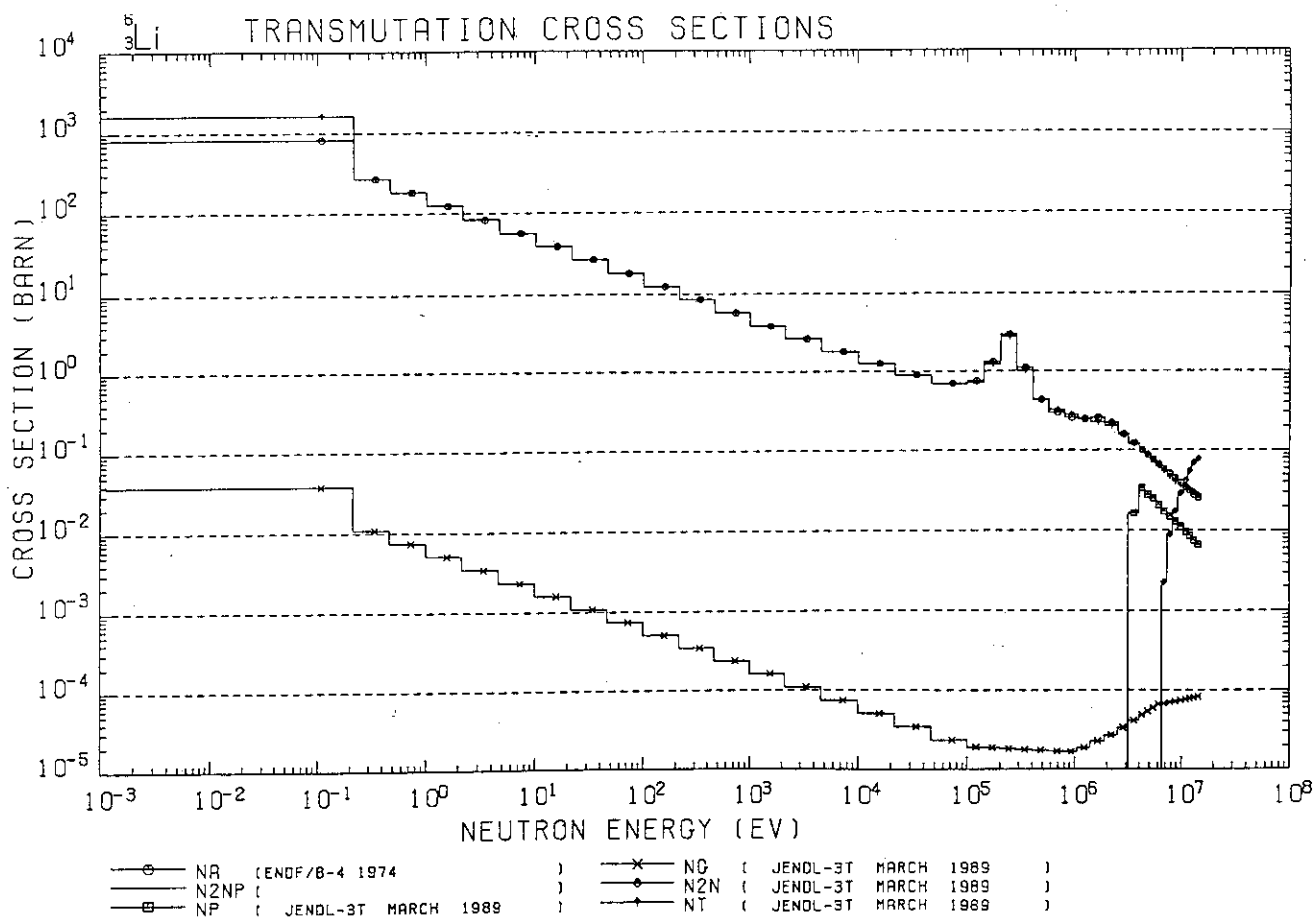
Transmutation reaction				
Reaction type	Symbol	Atomic number, $\Delta Z$	Meta-stable state indicator*	Mass number, $\Delta A$
(n, $\gamma$ )	NG	0	0	1
(n,n') <sup>m</sup>	NNM	0	1	0
(n,p)	NP	-1	0	0
(n,d)	ND	-1	0	-1
(n,t)	NT	-1	0	-2
(n, <sup>3</sup> He)	NHE3	-2	0	-2
(n, $\alpha$ )	NA	-2	0	-3
(n,2n)	N2N	0	0	-1
(n,n'p)	NNP	-1	0	-1
(n,n'd)	NND	-1	0	-2
(n,n't)	NNT	-1	0	-3
(n,n' $\alpha$ )	NNA	-2	0	-4
(n,2p)	N2P	-2	0	-1
(n,2 $\alpha$ )	N2A	-4	0	-7
(n,3n)	N3N	0	0	-2
(n,n'2p)	NN2P	-2	0	-2
(n,2n'p)	N2NP	-1	0	-2
(n,2n' $\alpha$ )	N2NA	-2	0	-5
(n,n'2 $\alpha$ )	NN2A	-4	0	-8
(n,t2 $\alpha$ )	NT2A	-5	0	-10

Decay mode				
Decay type	Symbol	Atomic number, $\Delta A$	Meta-stable state indicator*	Mass number, $\Delta A$
$\beta^+$ decay	B+	-1	0	0
$\beta^-$ decay	B-	+1	0	0
Isomeric transition	IT	0	1 $\rightarrow$ 0	0
Electron capture	EC	-1	0	0
$\beta$ - $\alpha$ decay	B-A	-1	0	-4
2 $\alpha$ decay	2A	-4	0	-8
$\alpha$ decay	A	-2	0	-4
Others	ETC	-	-	-

#### **4. Graphs of Activation Data**

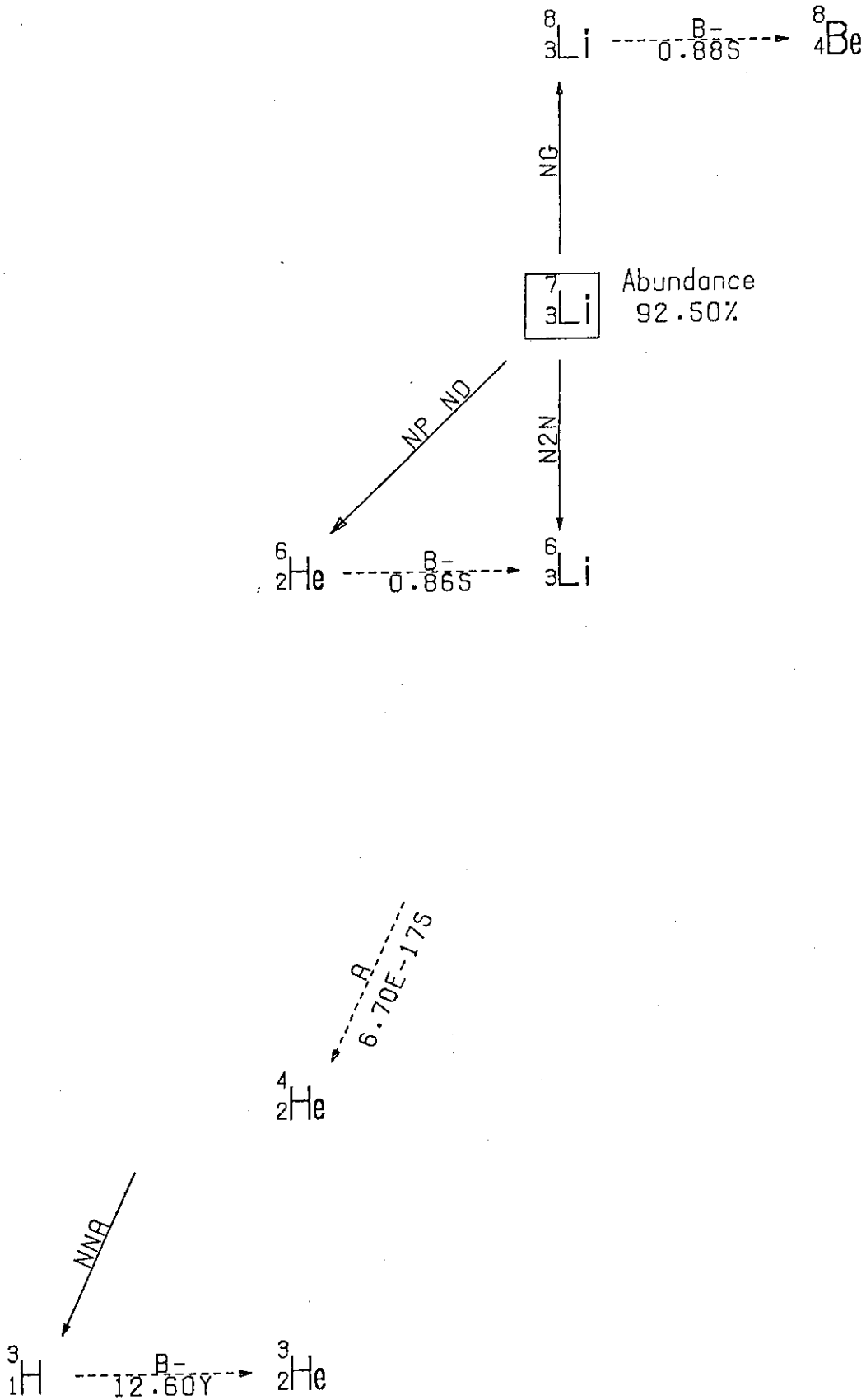
Graphs of activation data for 152 nuclides are plotted in the following pages.

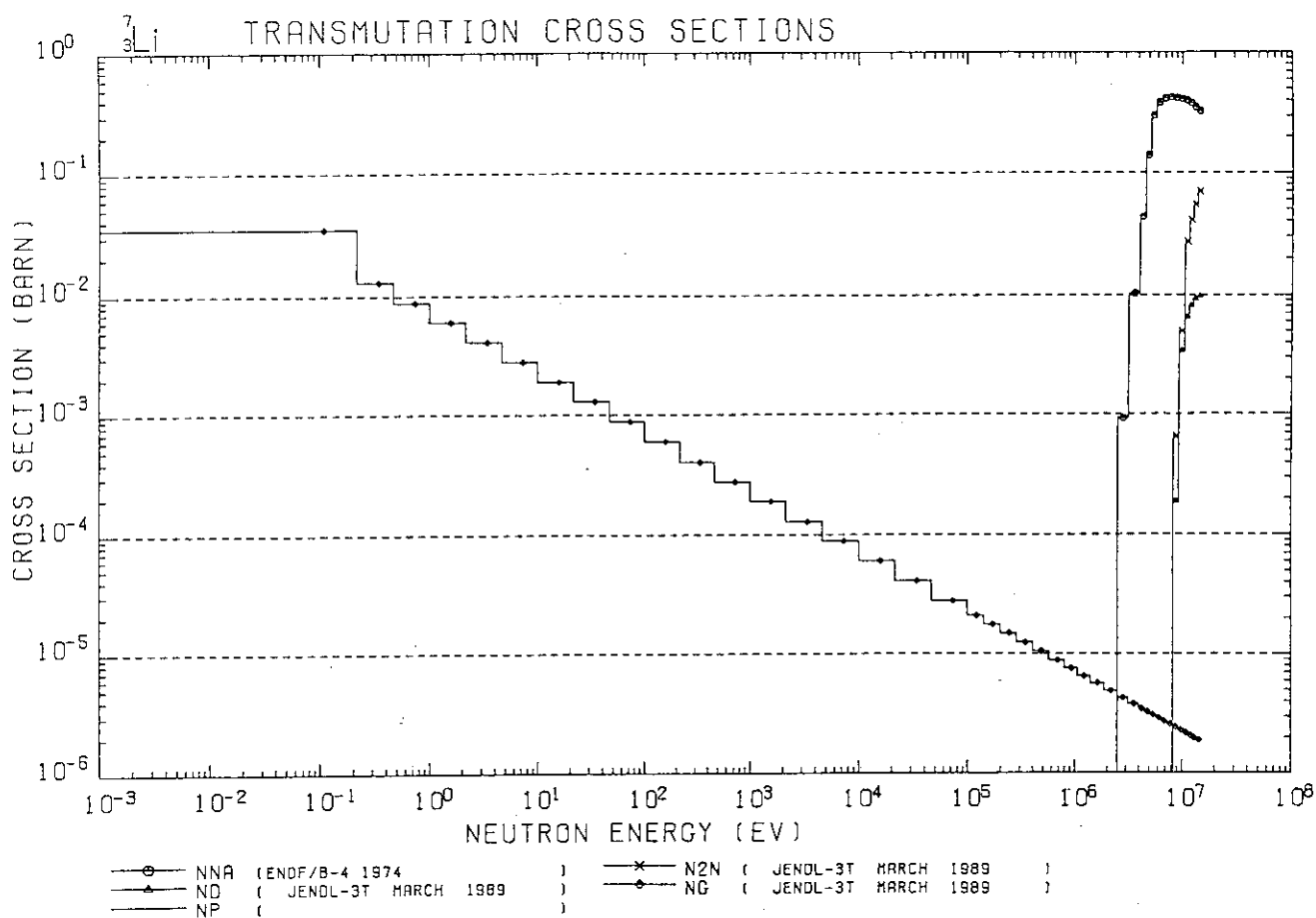




<sup>6</sup>Li DECAY GAMMA-RAY TABLE

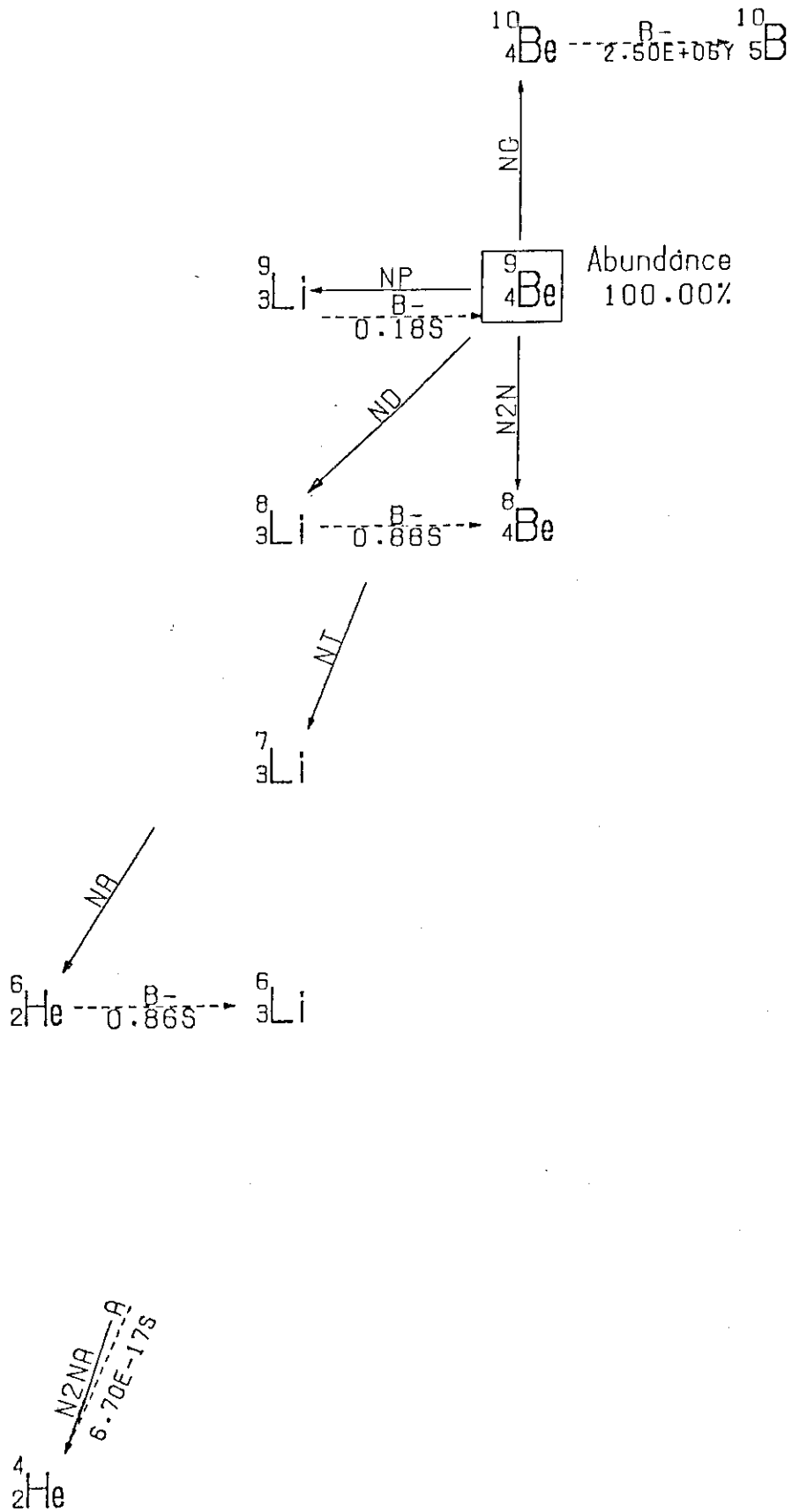
NUCLIDE	HALF LIFE	DECAY GAMMA-RAY ENERGY	
		YIELD (%)	
<sup>3</sup> 1H	12.60 Y		
<sup>6</sup> 2He	0.86 S		

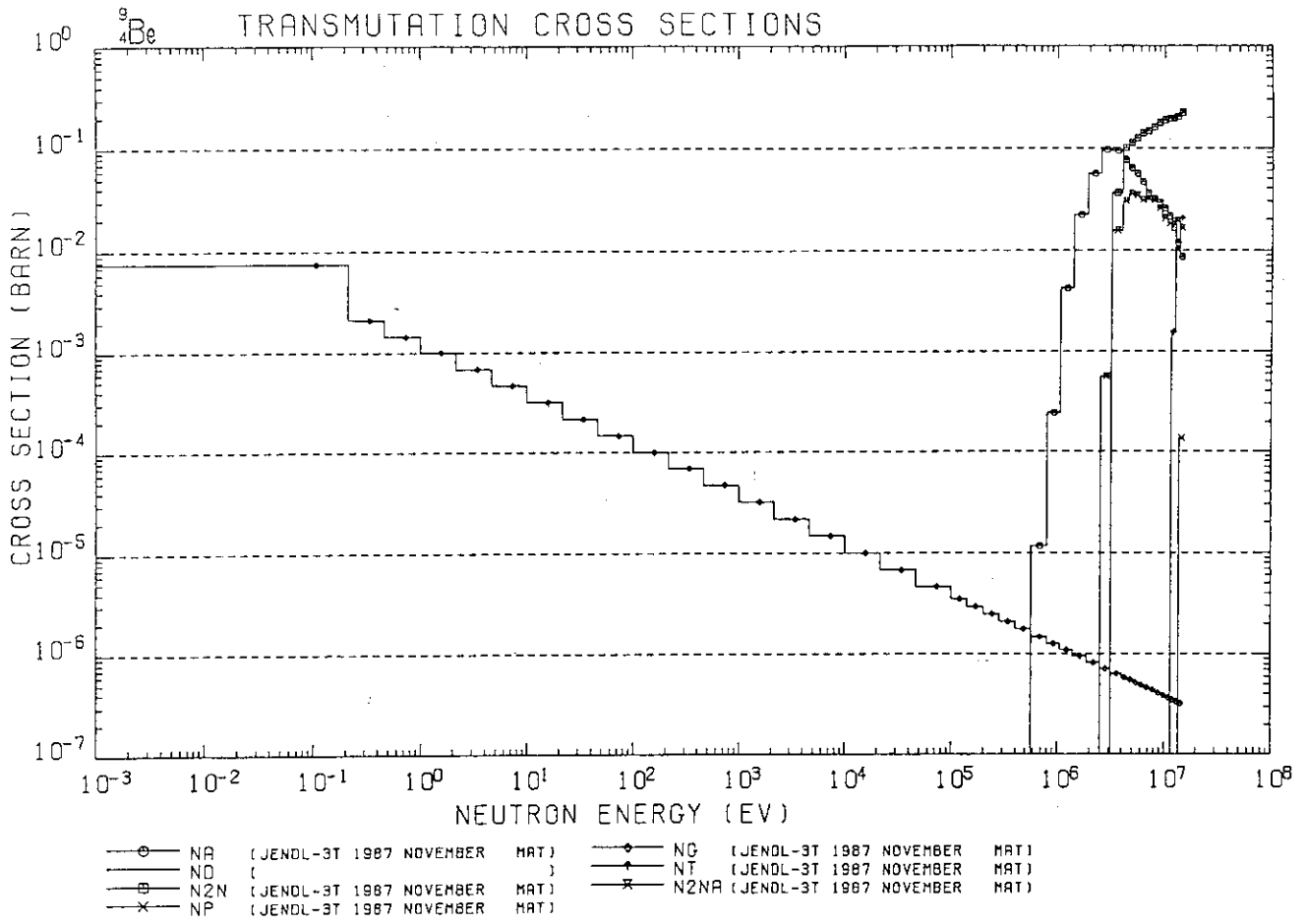




<sup>7</sup>Li DECAY GAMMA-RAY TABLE

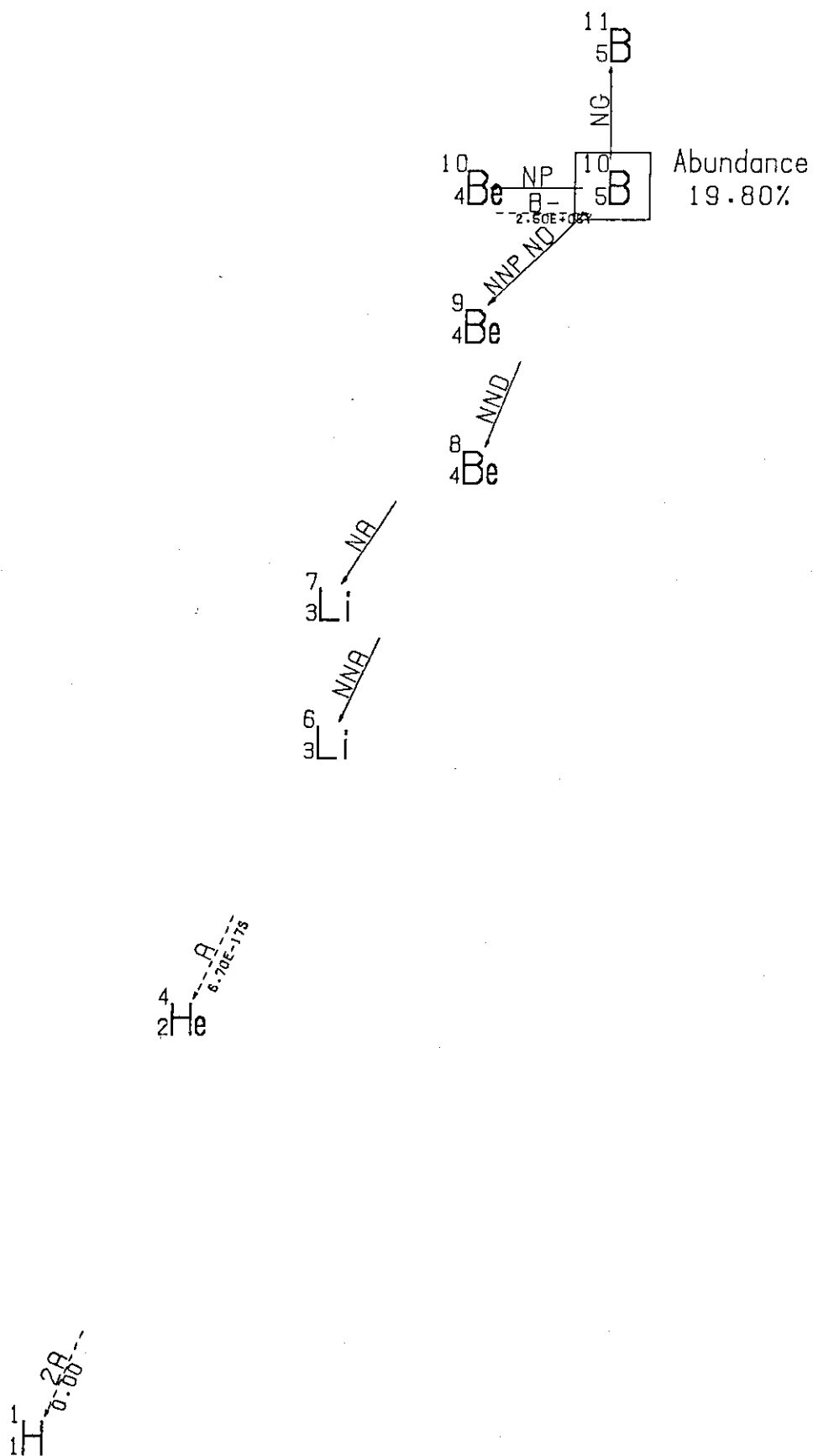
NUCLIDE	HALF LIFE	DECAY GAMMA-RAY ENERGY	
		YIELD (%)	
<sup>3</sup> 1H	12.60 Y		
<sup>6</sup> 2He	0.86 S		
<sup>8</sup> 3Li	0.86 S		
<sup>8</sup> 4Be	6.70E-17S		

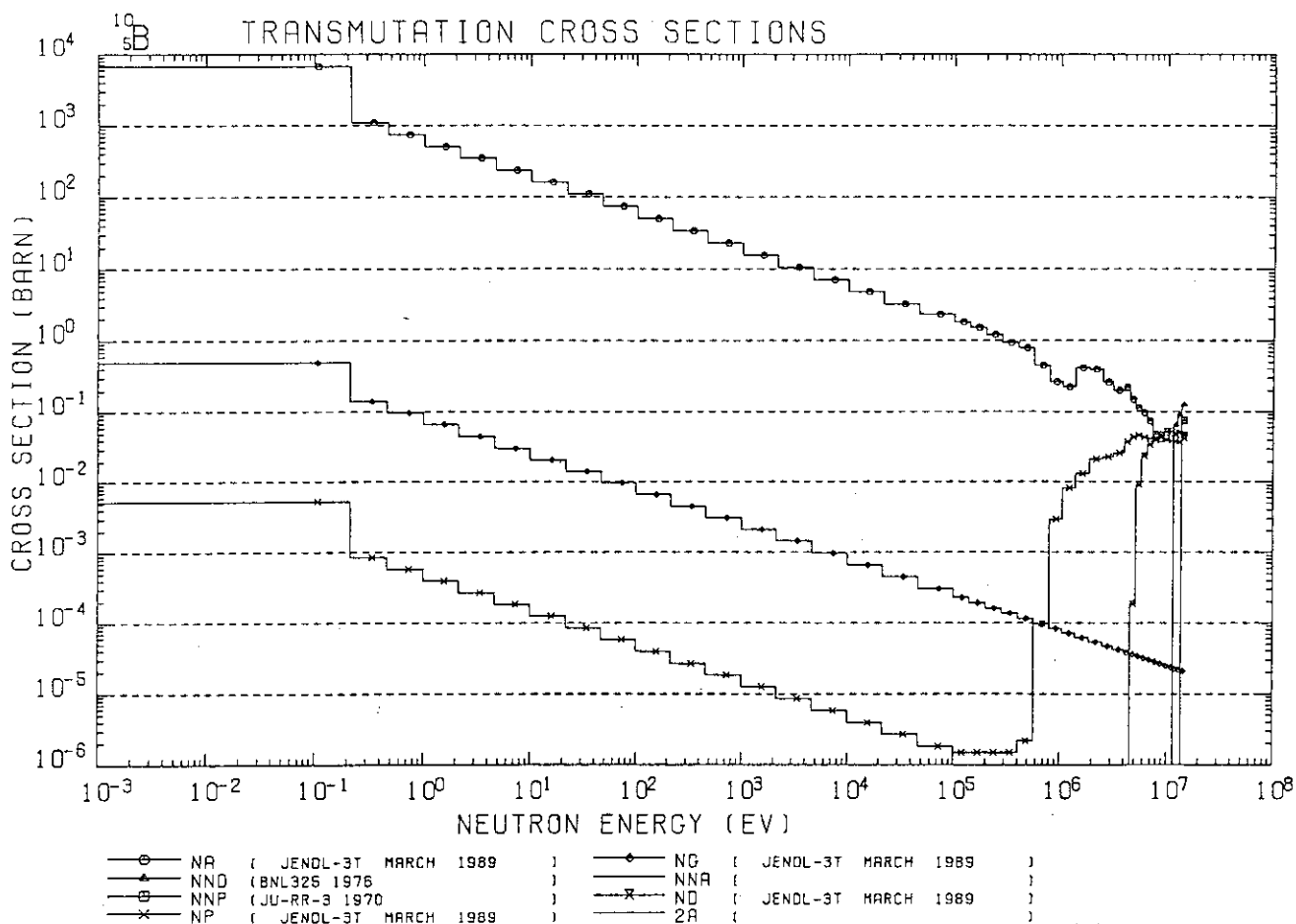




<sup>9</sup><sub>4</sub>Be DECAY GAMMA-RAY TABLE

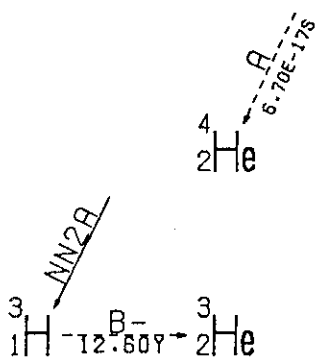
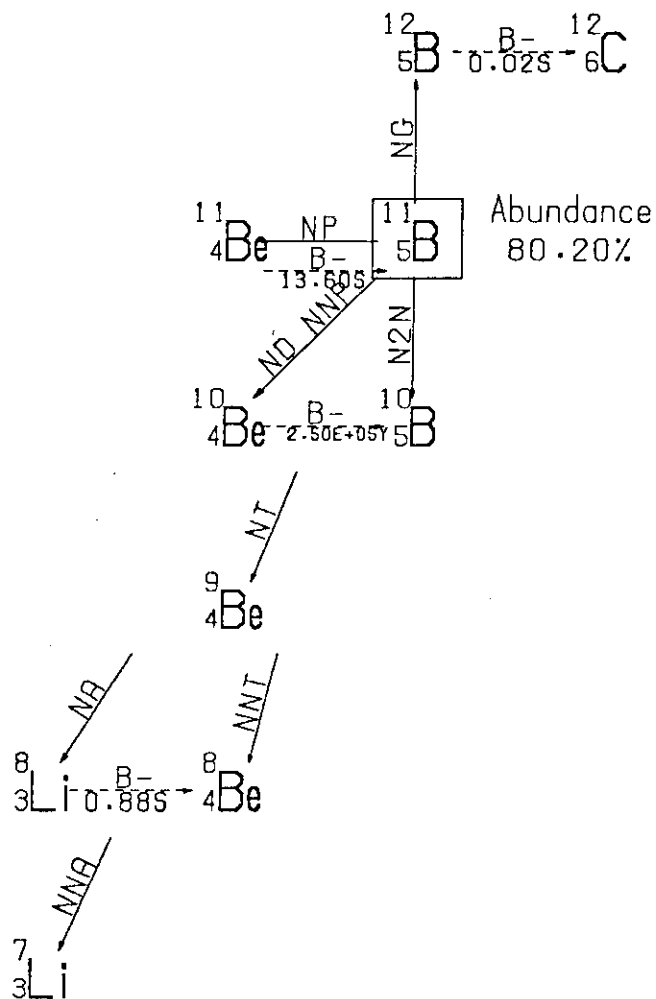
NUCLIDE	HALF LIFE	DECAY GAMMA-RAY ENERGY		
		YIELD (%)		
<sup>6</sup> <sub>2</sub> He	0.86 S			
<sup>8</sup> <sub>3</sub> Li	0.88 S			
<sup>9</sup> <sub>3</sub> Li	0.18 S	5.11E+05	2.49E+06	2.80E+06
		0.00	92.00	8.00
<sup>10</sup> <sub>4</sub> Be	2.50E+06Y			
<sup>8</sup> <sub>4</sub> Be	6.70E-17S			

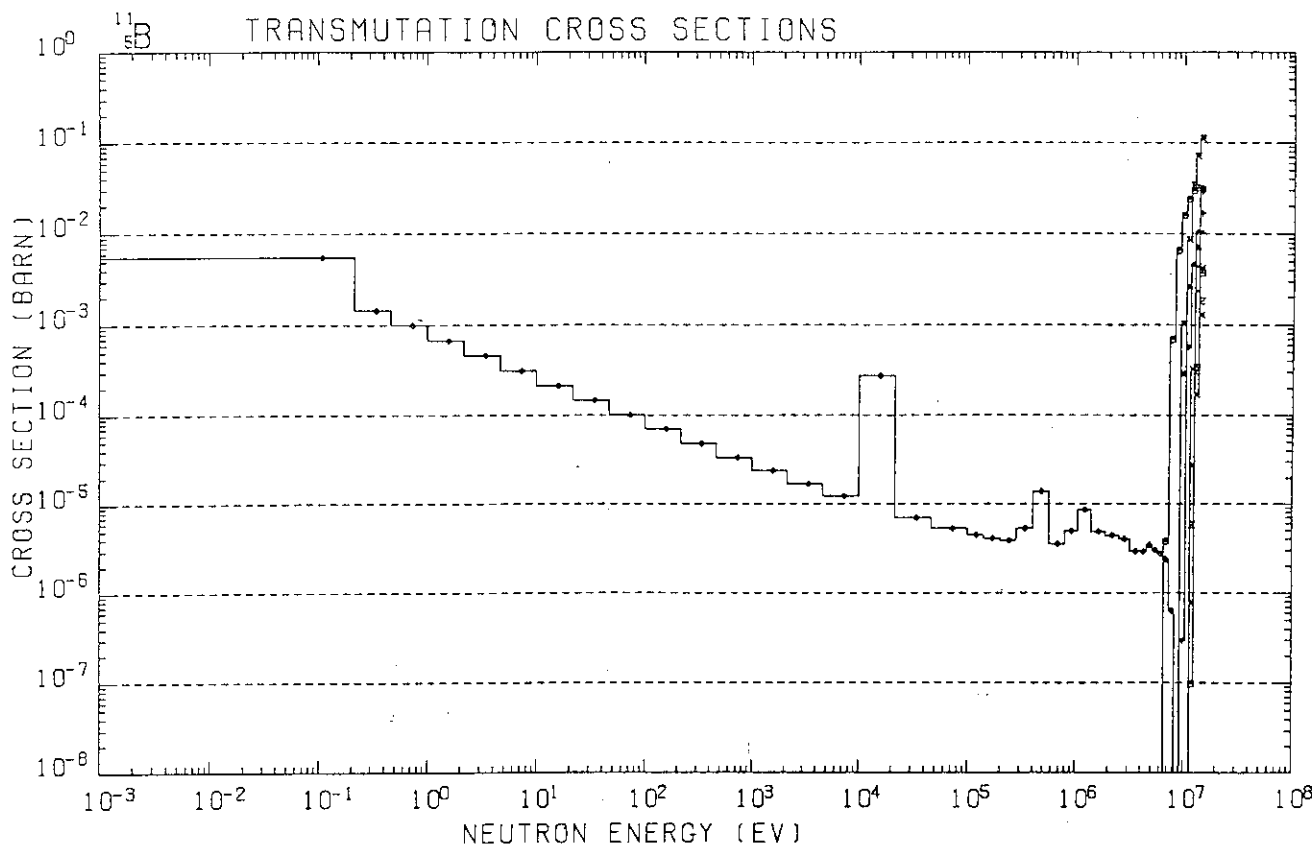




<sup>10</sup><sub>5</sub>B DECAY GAMMA-RAY TABLE

NUCLIDE	HALF LIFE	DECAY GAMMA-RAY ENERGY	
		YIELD (%)	
<sup>10</sup> <sub>4</sub> Be	2.50E+06Y		
<sup>8</sup> <sub>4</sub> Be	6.70E-17S		

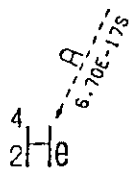
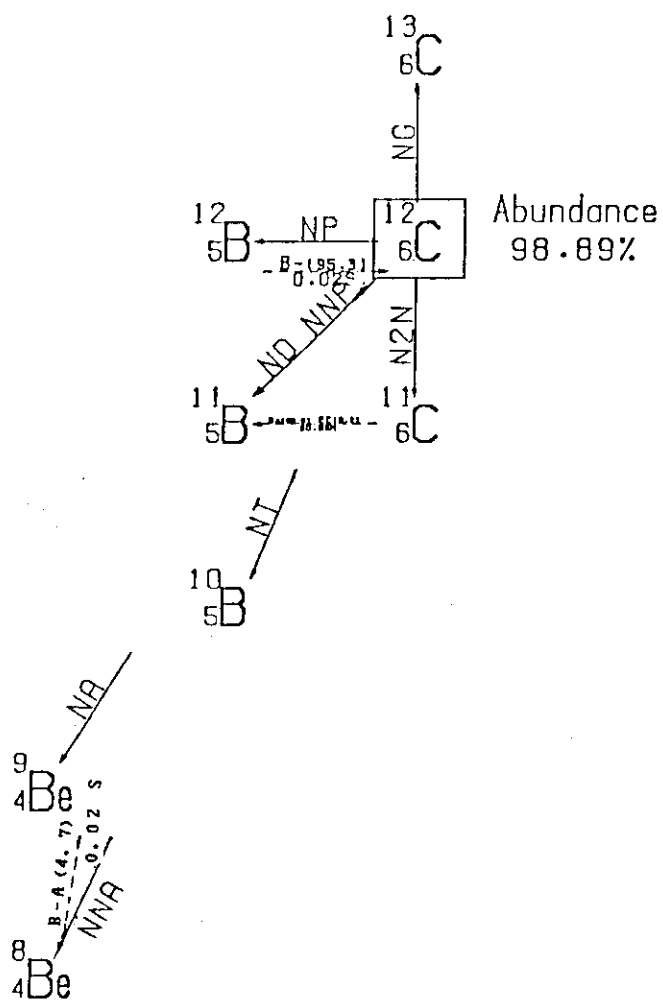


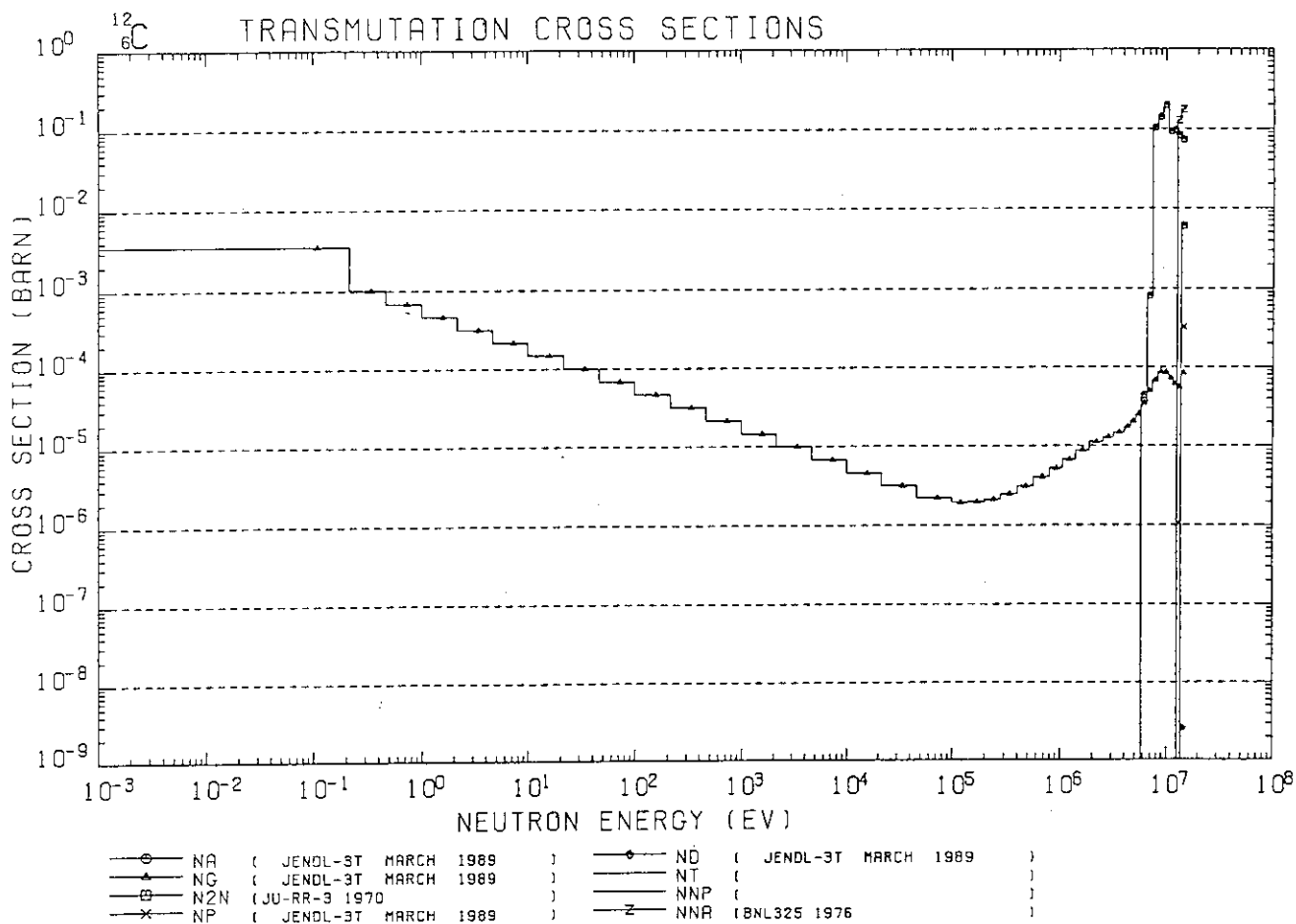


- |   |     |   |          |       |      |   |   |      |   |          |       |      |   |
|---|-----|---|----------|-------|------|---|---|------|---|----------|-------|------|---|
| ○ | NA  | ( | JENDL-3T | MARCH | 1989 | ) | ◊ | NT   | ( | JENDL-3T | MARCH | 1989 | ) |
| △ | ND  | ( | JENDL-3T | MARCH | 1989 | ) | × | NNA  | ( | JENDL-3T | MARCH | 1989 | ) |
| ◻ | N2N | ( | JENDL-3T | MARCH | 1989 | ) | z | NNP  | ( | JENDL-3T | MARCH | 1989 | ) |
| × | NP  | ( | JENDL-3T | MARCH | 1989 | ) | ~ | NN2A | ( | JENDL-3T | MARCH | 1989 | ) |
| ◊ | NC  | ( | JENDL-3T | MARCH | 1989 | ) | * | NNT  | ( | JENDL-3T | MARCH | 1989 | ) |

<sup>11</sup><sub>5</sub>B DECAY GAMMA-RAY TABLE

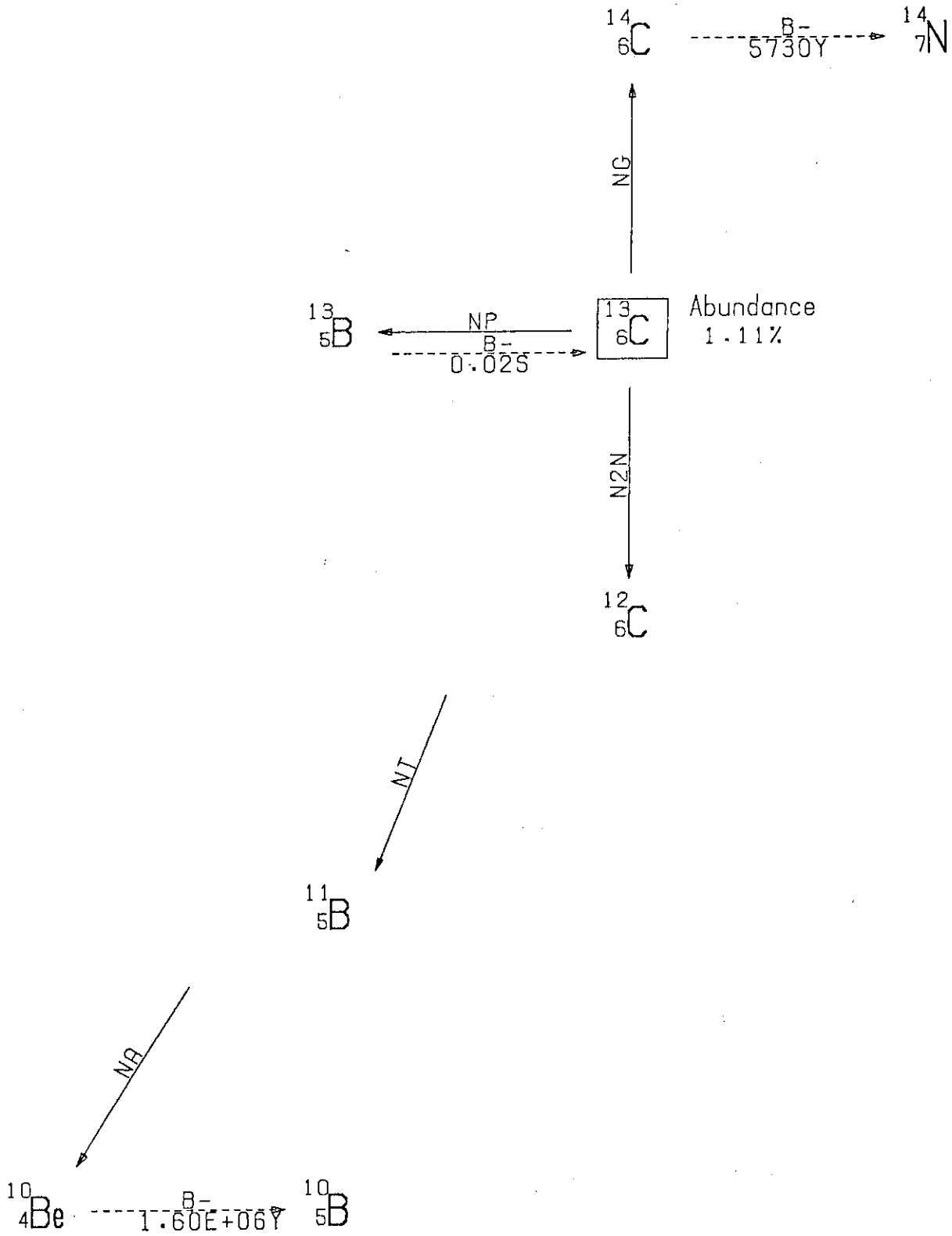
NUCLIDE	HALF LIFE	DECAY GAMMA-RAY ENERGY									
		YIELD (%)									
<sup>8</sup> <sub>3</sub> Li	0.88 S										
<sup>10</sup> <sub>4</sub> Be	2.50E+05Y										
<sup>11</sup> <sub>4</sub> Be	13.60 S	5.11E+05	2.12E+06	6.79E+06	5.85E+06	4.67E+06	7.97E+06	5.02E+06	1.77E+06	2.89E+06	
<sup>12</sup> <sub>5</sub> B	0.020 S	0.00	99.00	4.51	2.19	2.00	1.74	0.47	0.26	0.09	
<sup>8</sup> <sub>4</sub> Be	6.70E-17S	5.11E+05	4.44E+06	3.23E+06							
<sup>3</sup> <sub>1</sub> H	12.60 Y	0.00	1.28	0.01							

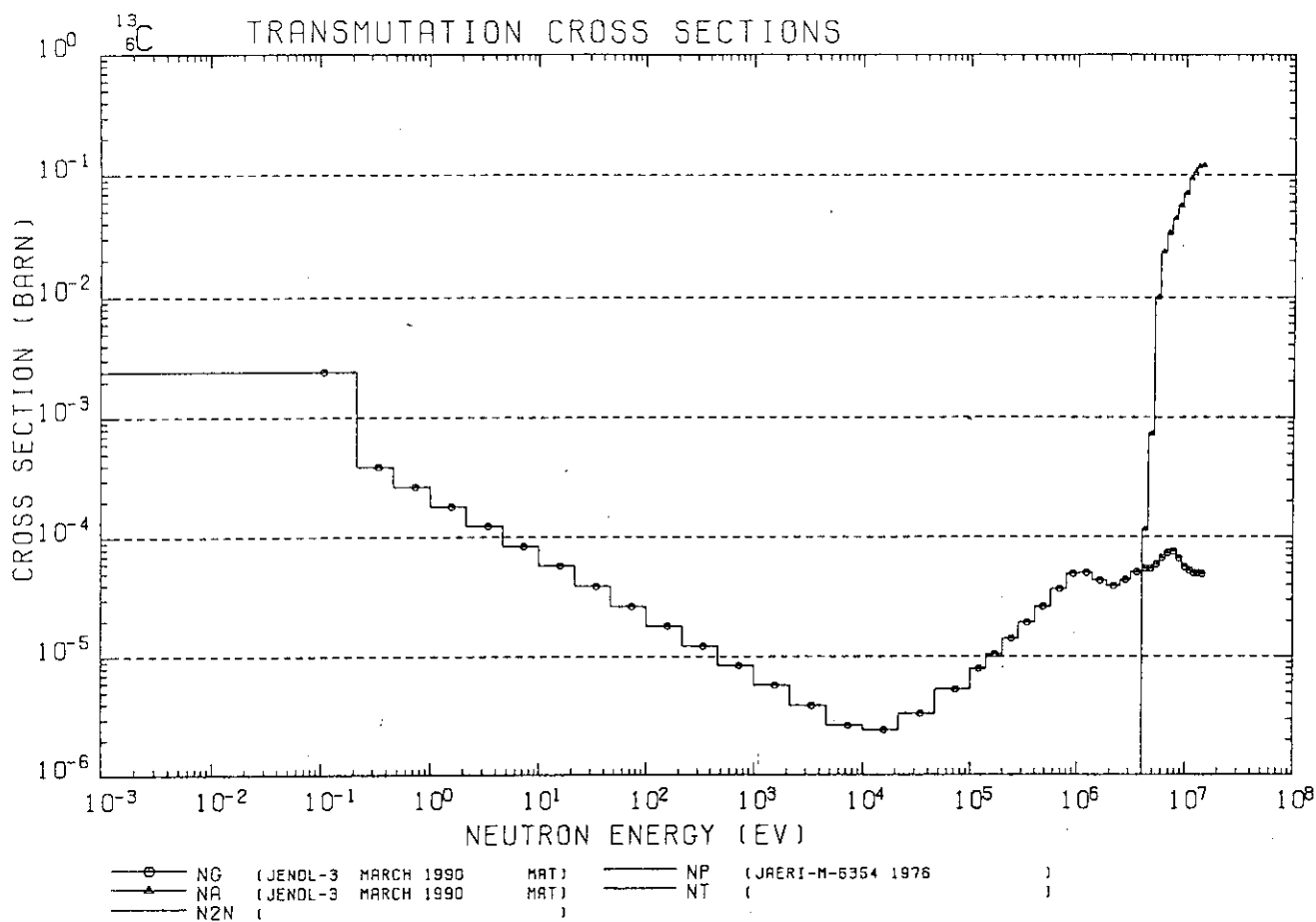




<sup>12</sup><sub>6</sub>C DECAY GAMMA-RAY TABLE

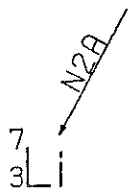
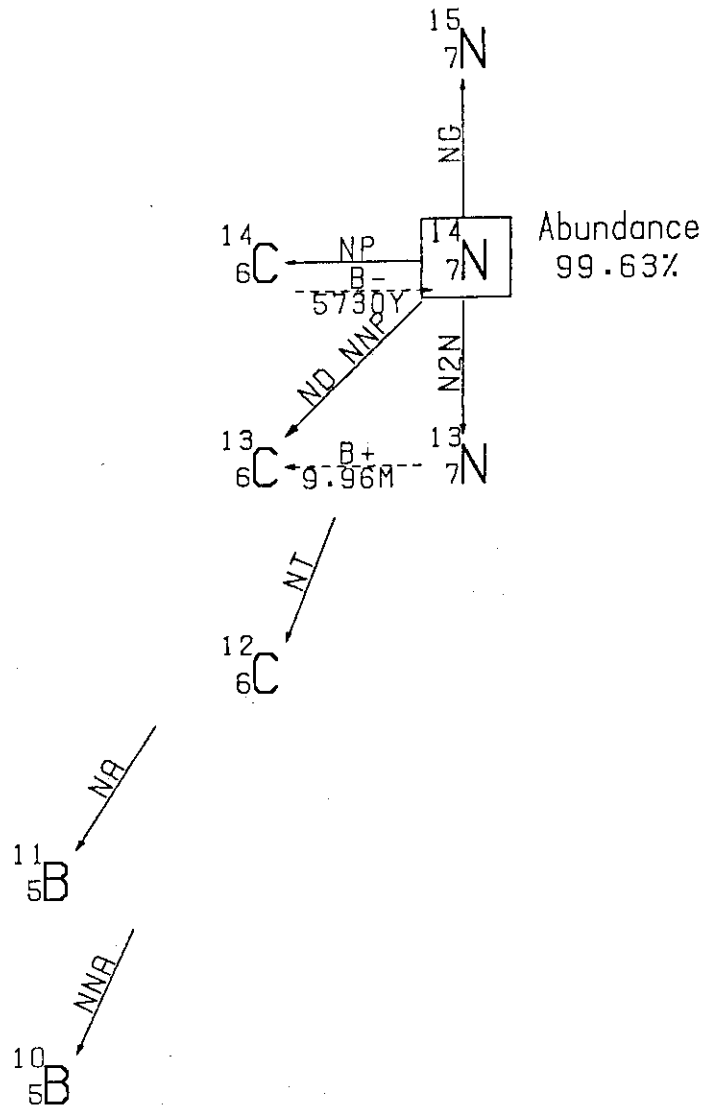
NUCLIDE	HALF LIFE	DECAY GAMMA-RAY ENERGY		
		YIELD (%)		
<sup>11</sup> <sub>6</sub> C	20.38 M			
<sup>12</sup> <sub>5</sub> B	0.020 S	5.11E+06	4.44E+06	3.29E+06
		0.00	1.29	0.01
<sup>8</sup> <sub>4</sub> Be	6.70E-17S			

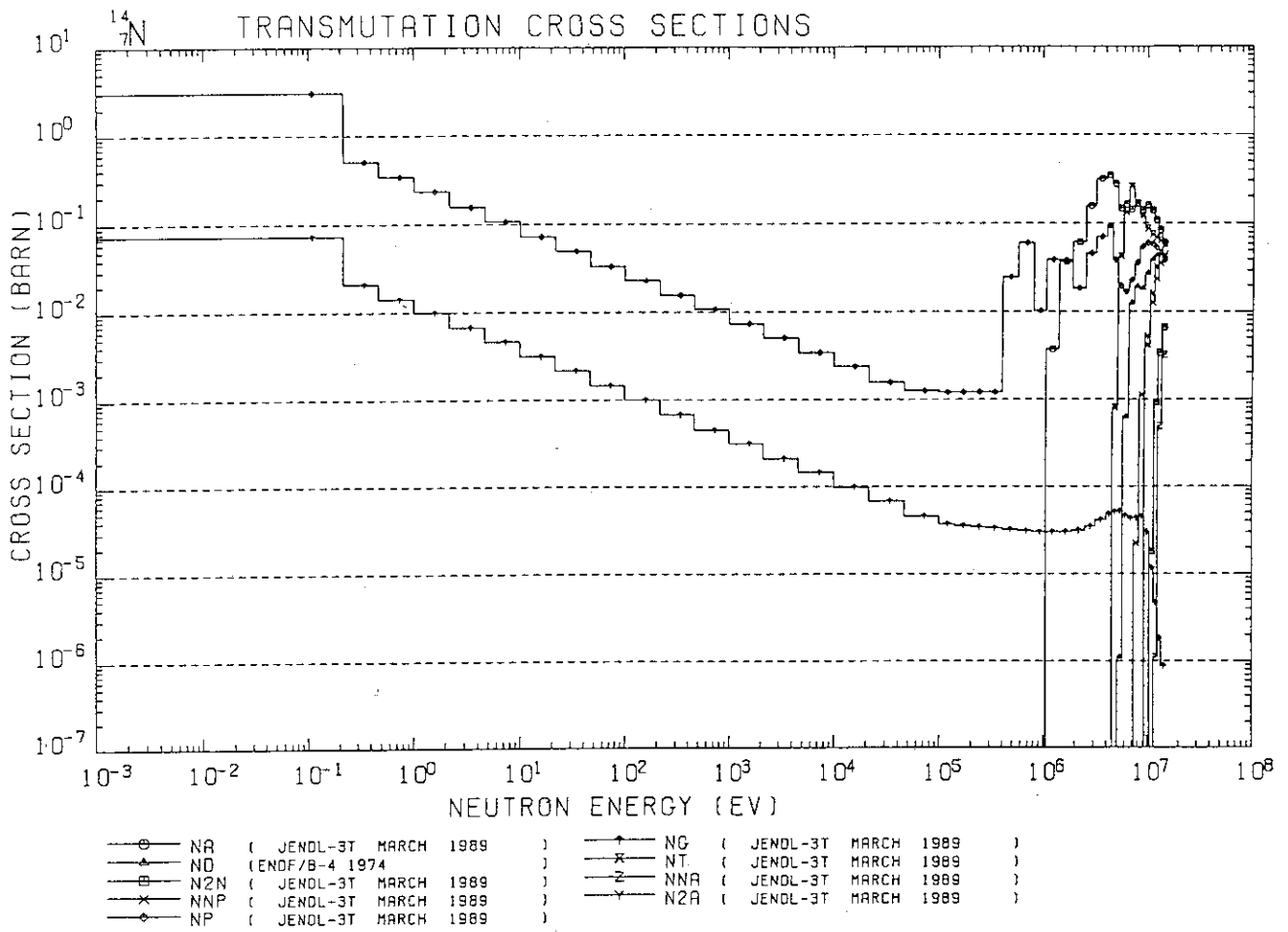




<sup>13</sup><sub>6</sub>C DECAY GAMMA-RAY TABLE

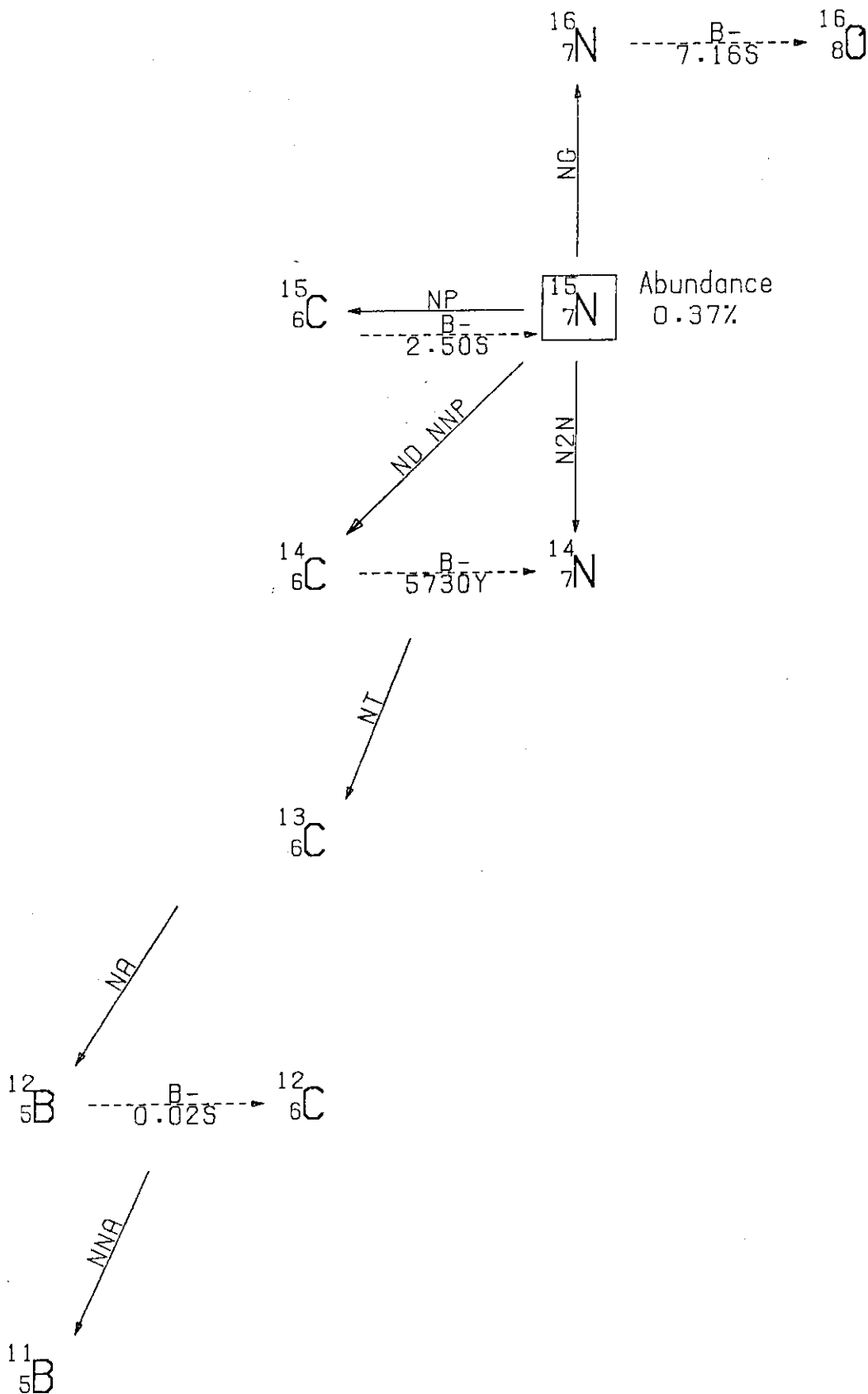
NUCLIDE	HALF LIFE	DECAY GAMMA-RAY ENERGY	
		YIELD (%)	
<sup>14</sup> <sub>6</sub> C	5730 Y		
<sup>10</sup> <sub>4</sub> Be	1.60E+06Y		
<sup>13</sup> <sub>5</sub> B	0.017 S	5.11E+05	8.68E+06
		0.00	7.60

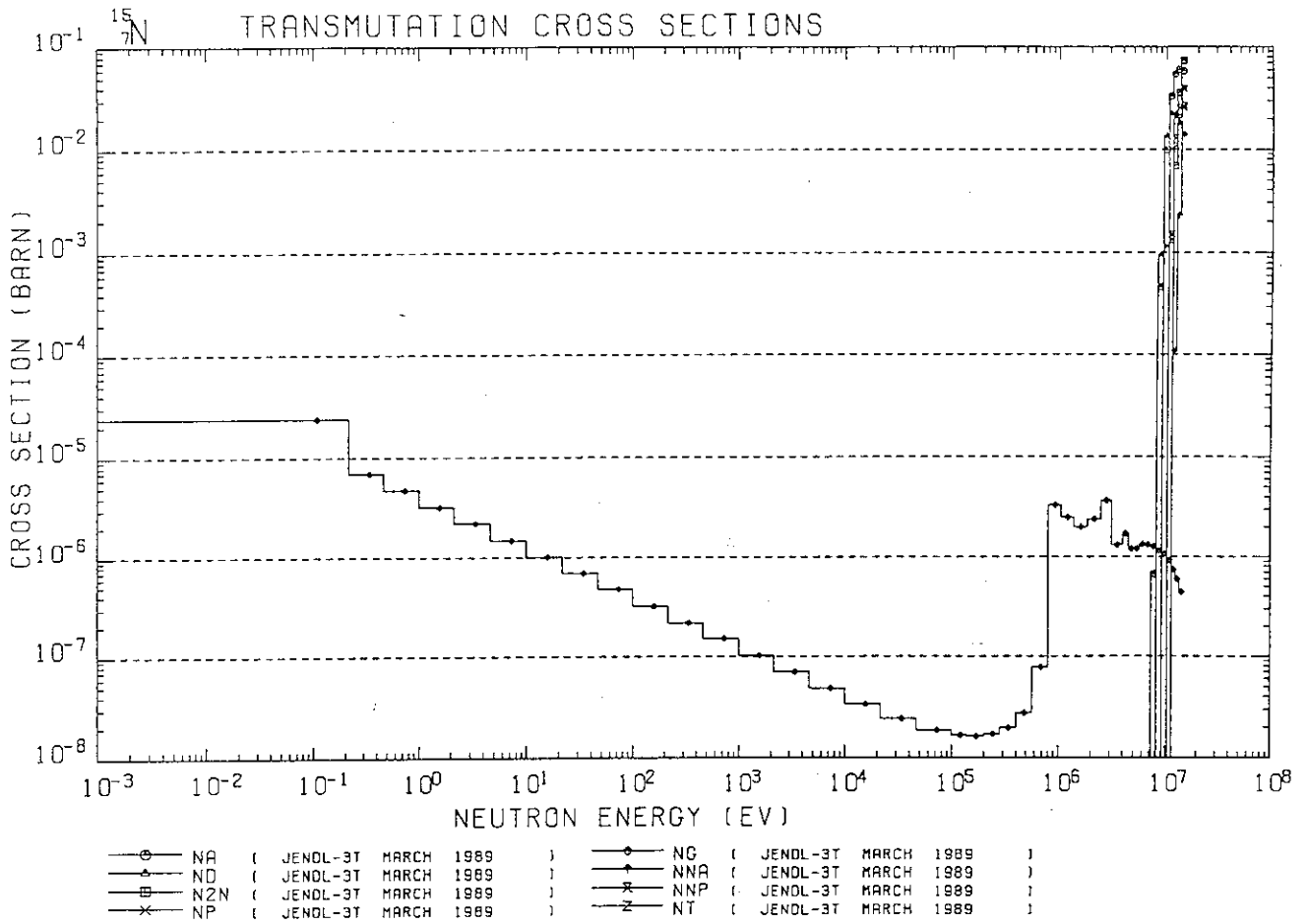




<sup>14</sup><sub>7</sub>N DECAY GAMMA-RAY TABLE

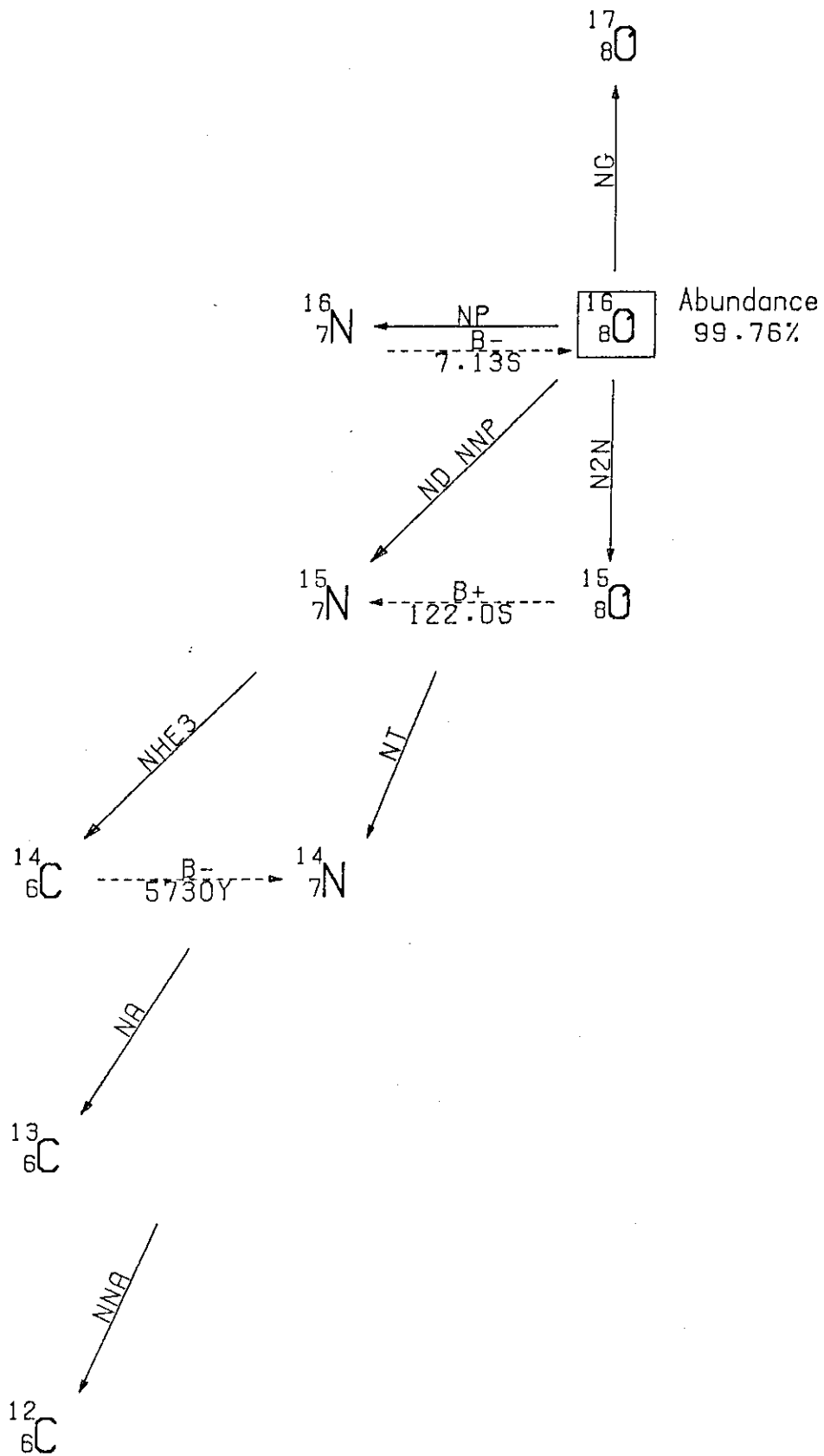
NUCLIDE	HALF LIFE	DECAY GAMMA-RAY ENERGY	
		YIELD (%)	
<sup>13</sup> <sub>7</sub> N	9.96 M	6.11E+05	
		200.00	
<sup>14</sup> <sub>6</sub> C	5730 Y		

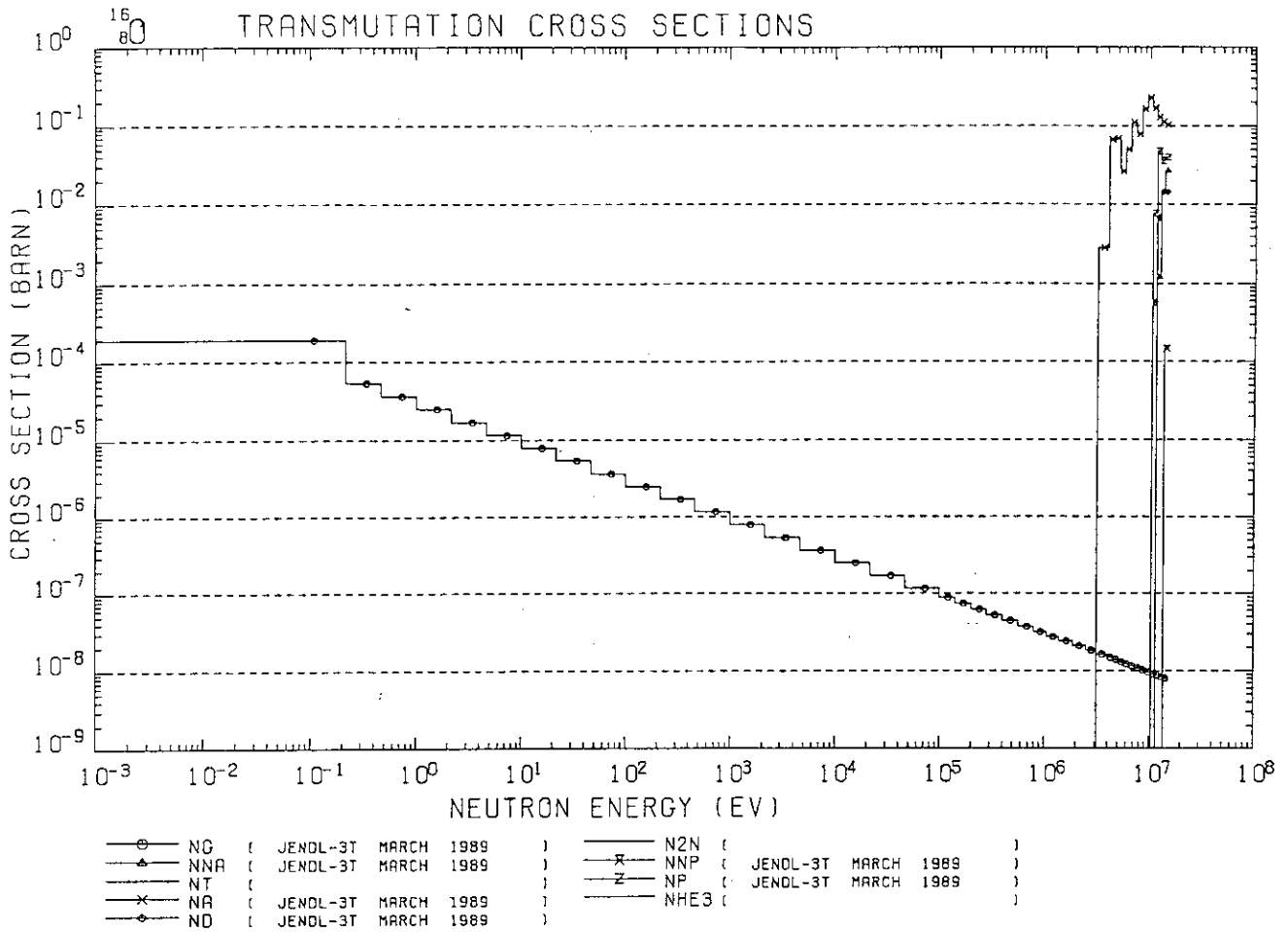




<sup>15</sup><sub>7</sub>N DECAY GAMMA-RAY TABLE

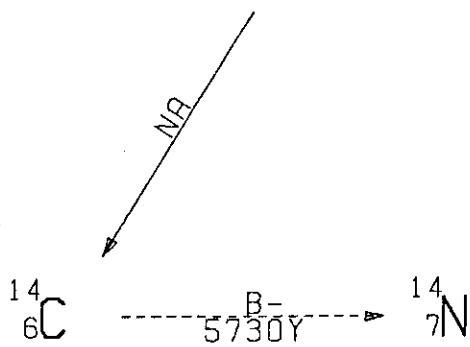
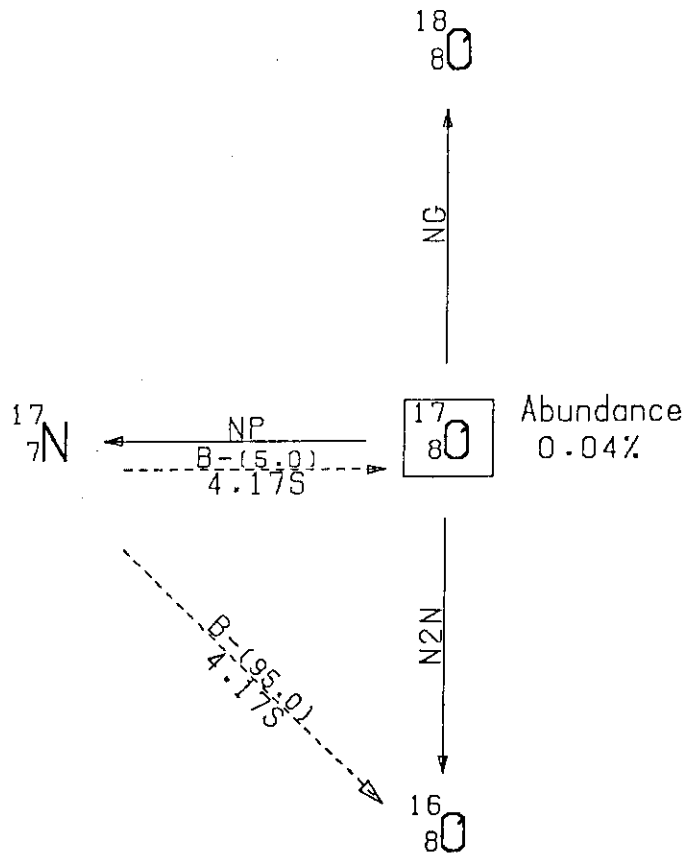
NUCLIDE	HALF LIFE	DECAY GAMMA-RAY ENERGY								
		YIELD (%)								
<sup>12</sup> <sub>5</sub> B	0.020 S	5.11E+05	4.44E+06	3.29E+06						
		0.00	1.29	0.01						
<sup>14</sup> <sub>6</sub> C	5730 Y									
<sup>15</sup> <sub>6</sub> C	2.50 S	5.11E+05	5.30E+06	8.31E+06	9.05E+06	7.30E+06	8.57E+06			
		0.00	66.00	0.03	0.03	0.01	0.00			
<sup>16</sup> <sub>7</sub> N	7.16 S	5.11E+05	8.13E+06	7.12E+06	2.75E+06	1.72E+06	8.07E+06	1.90E+06	8.05E+06	
		0.00	68.80	4.78	0.88	0.10	0.08	0.03	0.01	

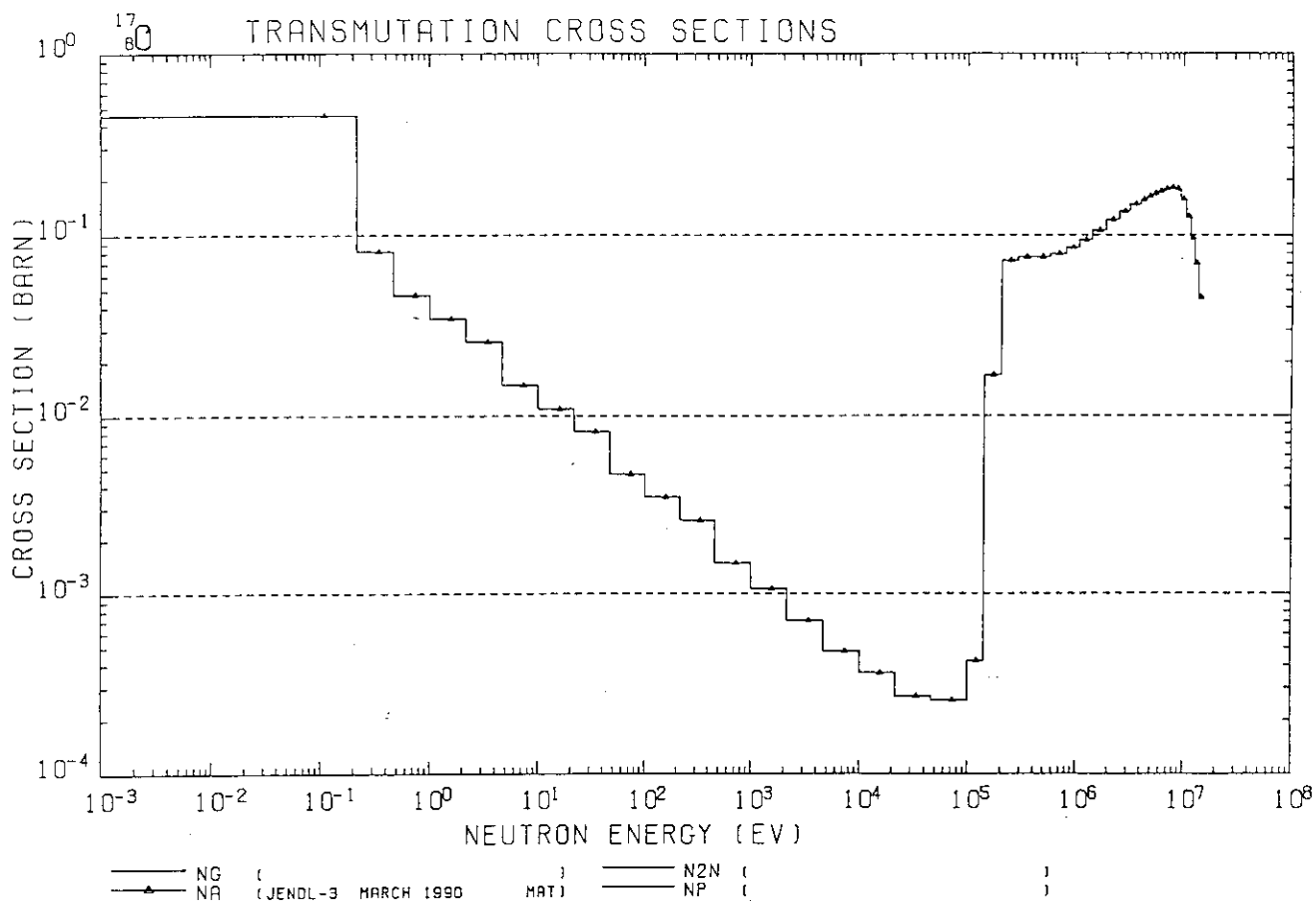




<sup>16</sup><sub>8</sub>O DECAY GAMMA-RAY TABLE

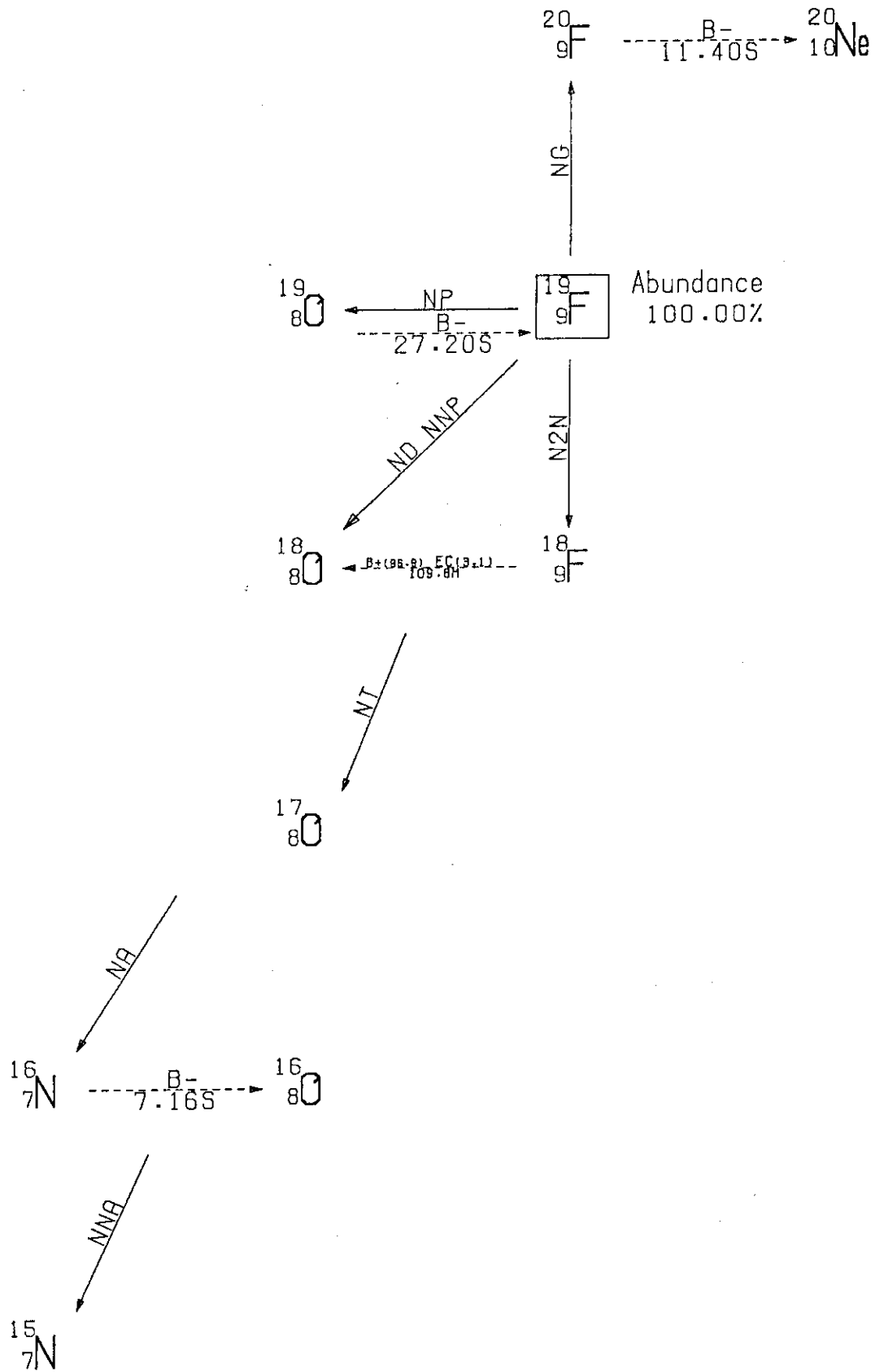
NUCLIDE	HALF LIFE	DECAY GAMMA-RAY ENERGY								
		YIELD (%)								
<sup>14</sup> <sub>6</sub> C	5730 Y									
<sup>15</sup> <sub>8</sub> O	122.0 S	5.11E+05								
		200.00								
<sup>16</sup> <sub>7</sub> N	7.13 S	5.11E+05	6.13E+06	7.12E+06	2.75E+06	1.72E+06	6.67E+06	1.90E+06	6.05E+06	
		0.00	68.80	4.78	0.69	0.10	0.08	0.05	0.01	

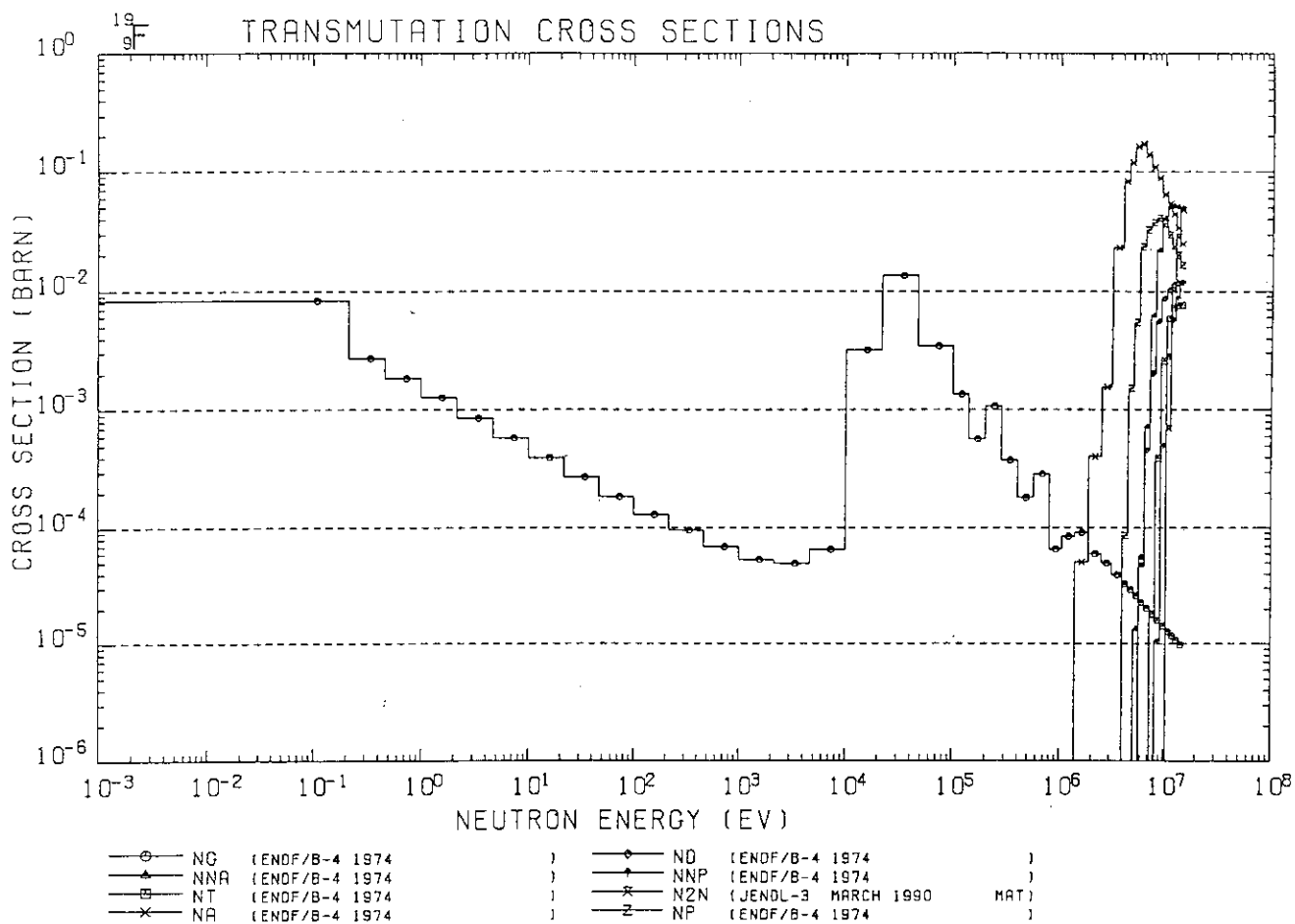




<sup>17</sup><sub>8</sub>O DECAY GAMMA-RAY TABLE

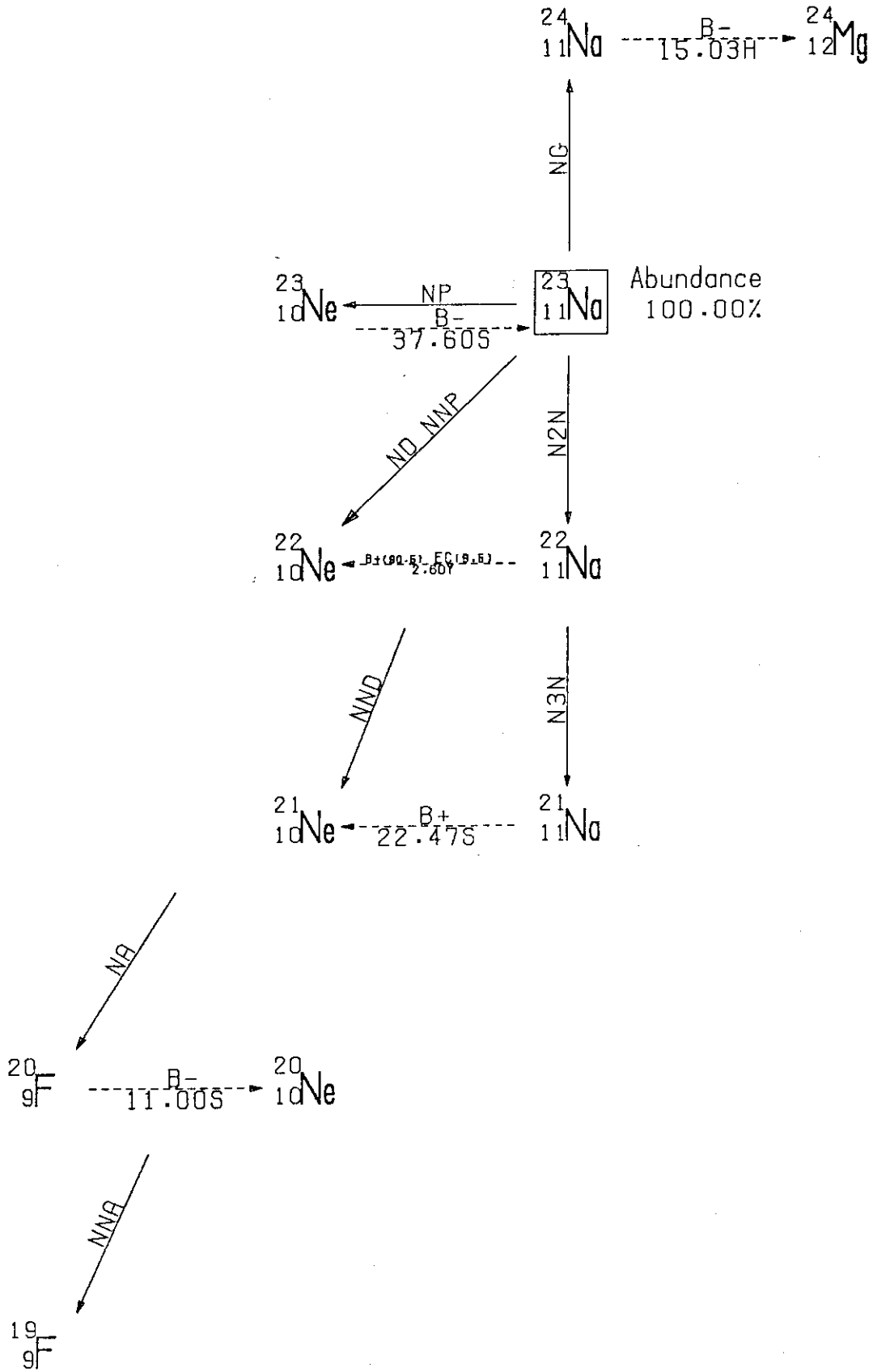
NUCLIDE	HALF LIFE	DECAY GAMMA-RAY ENERGY		
		YIELD (%)		
<sup>14</sup> <sub>6</sub> C	5730 Y			
<sup>17</sup> <sub>7</sub> N	4.17 S	6.11E+05	8.71E+05	2.18E+06
		0.00	9.00	0.32

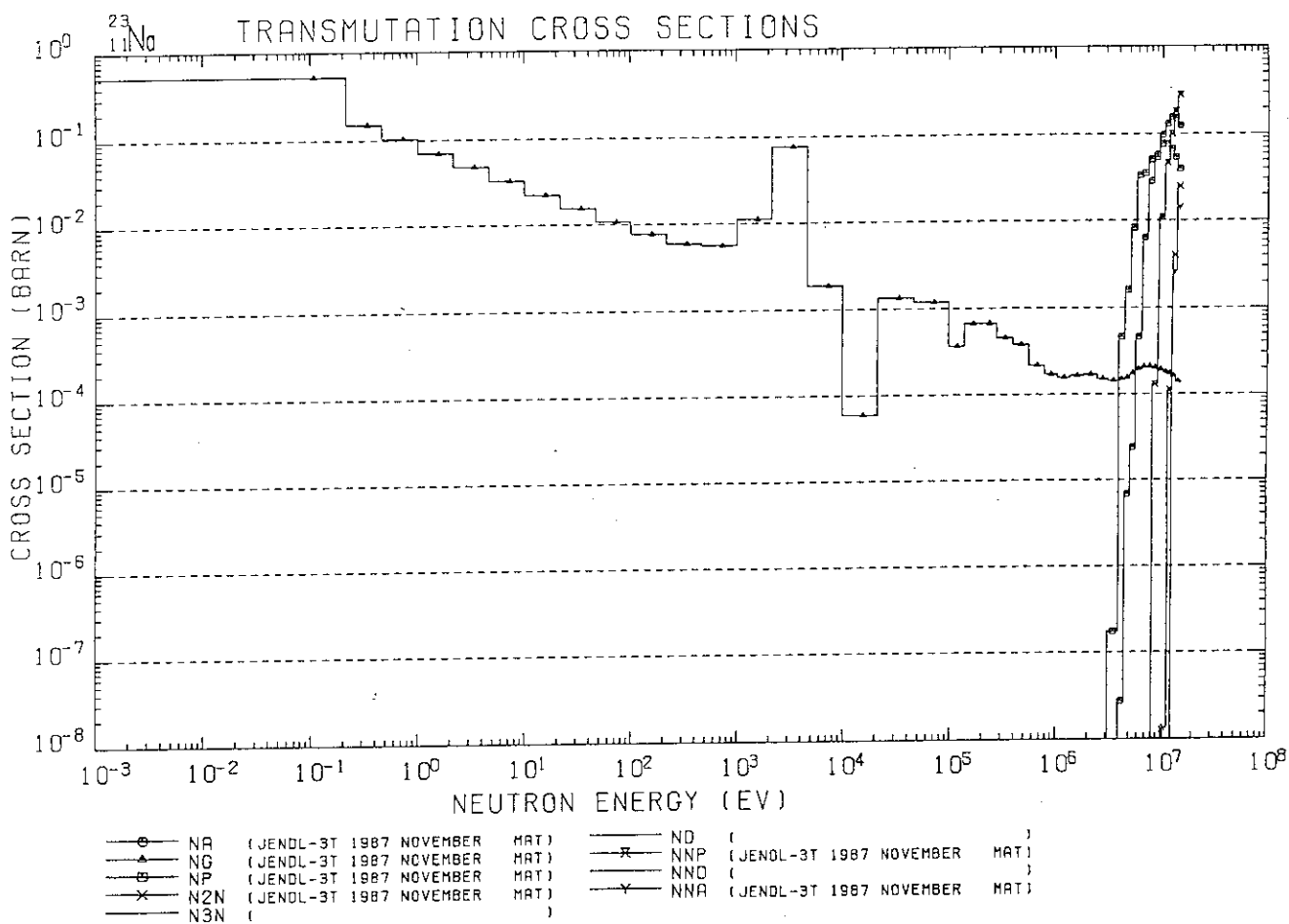




### <sup>19</sup>F DECAY GAMMA-RAY TABLE

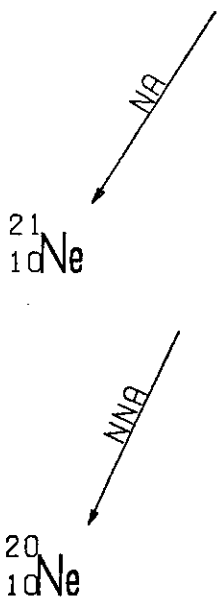
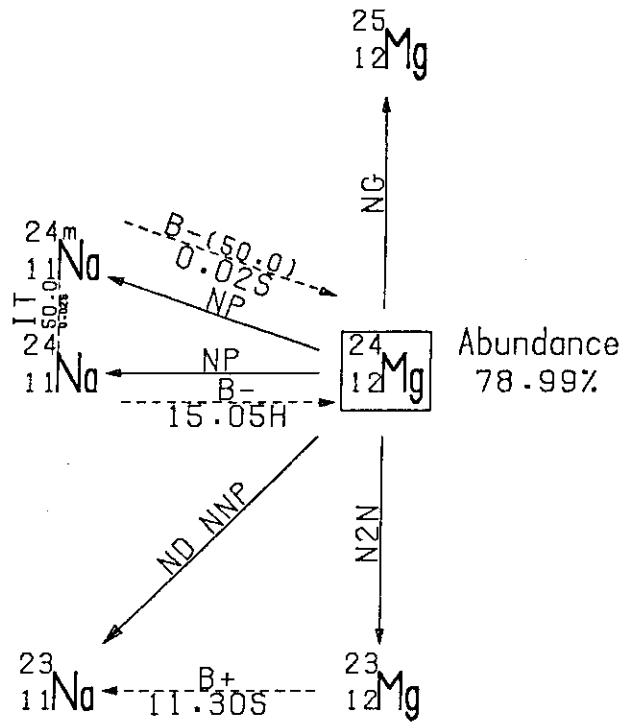
NUCLIDE	HALF LIFE	DECAY GAMMA-RAY ENERGY								
		YIELD (%)								
<sup>20</sup> F	11.40 S	5.11E+05	1.63E+06	9.39E+06						
		0.00	100.00	0.02						
<sup>16</sup> N	7.16 S	5.11E+05	5.13E+06	7.12E+06	2.76E+06	1.72E+06	8.87E+06	1.90E+06	6.05E+06	
		0.00	66.80	4.78	0.89	0.10	0.08	0.05	0.01	
<sup>18</sup> F	109.8 M	5.11E+05								
		193.80								
<sup>19</sup> O	27.20 S	5.11E+05	1.97E+05	1.36E+06	1.10E+05	1.45E+06	1.55E+06	4.19E+06	1.56E+05	2.59E+05
		0.00	82.13	65.00	3.67	3.16	1.47	0.13	0.03	0.03

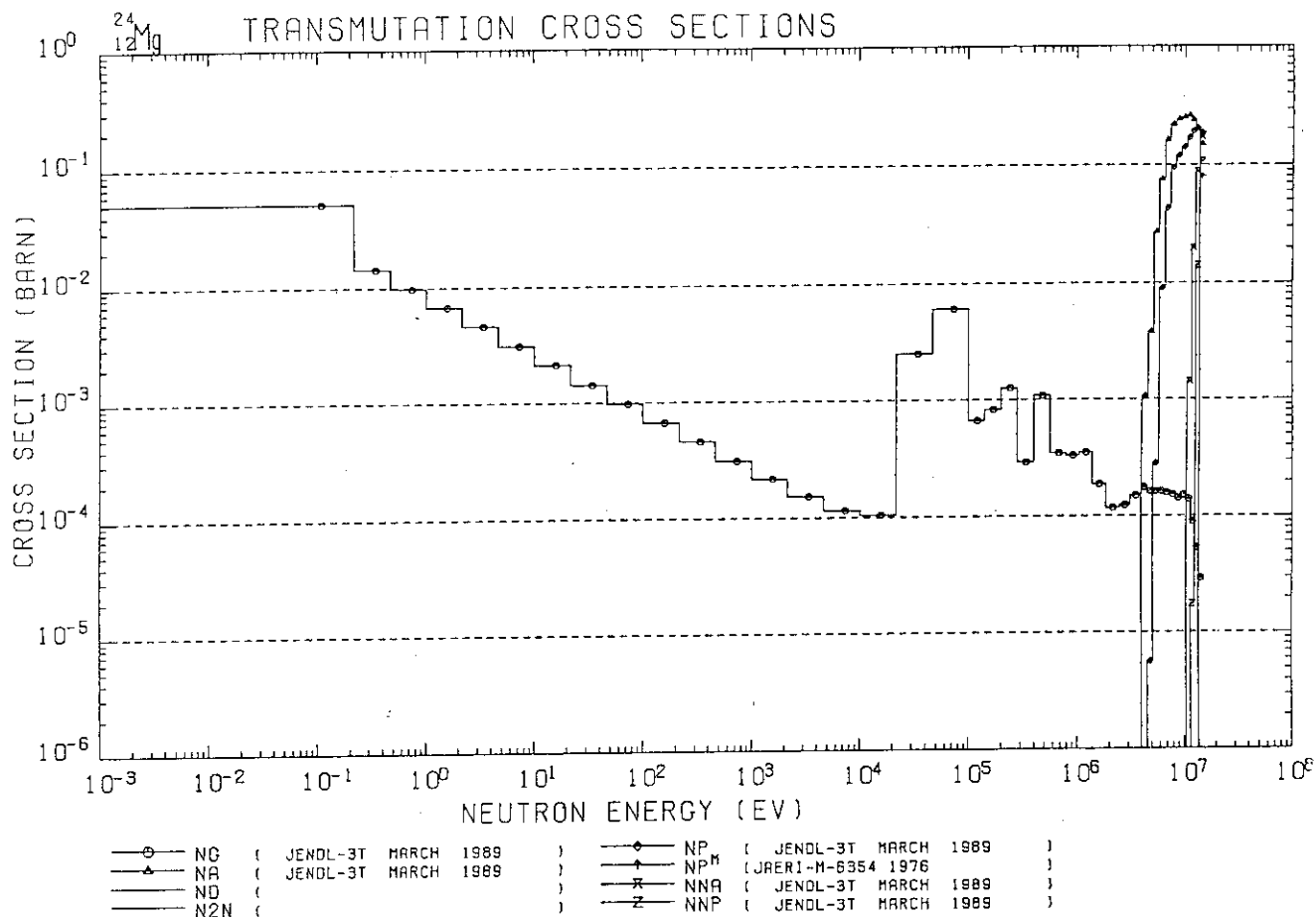




<sup>23</sup><sub>11</sub>Na DECAY GAMMA-RAY TABLE

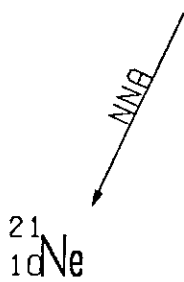
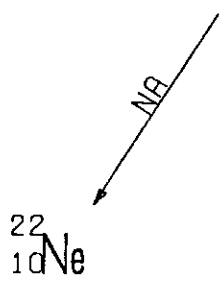
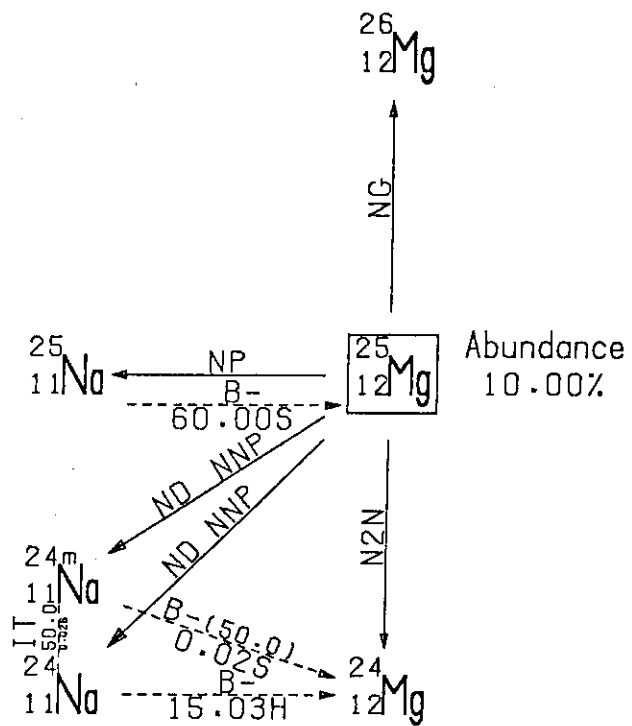
NUCLIDE	HALF LIFE	DECAY GAMMA-RAY ENERGY					
		YIELD (%)					
<sup>20</sup> <sub>9</sub> F	11.00 S	5.11E+05	1.63E+05	3.39E+06			
		0.00	100.00	0.02			
<sup>24</sup> <sub>11</sub> Na	15.03 H	5.11E+05	1.37E+06	2.75E+06	3.67E+06	4.24E+06	
		0.00	100.00	100.00	0.05	0.00	
<sup>23</sup> <sub>10</sub> Ne	37.60 S	5.11E+05	4.40E+05	1.64E+06	2.08E+06	2.98E+06	2.54E+06
		0.00	32.90	0.99	0.10	0.04	0.03
<sup>22</sup> <sub>11</sub> Na	2.60 Y	5.11E+05	1.27E+06				
		100.00	99.93				
<sup>21</sup> <sub>11</sub> Na	22.47 S	5.11E+05	3.51E+05				
		200.00	5.10				

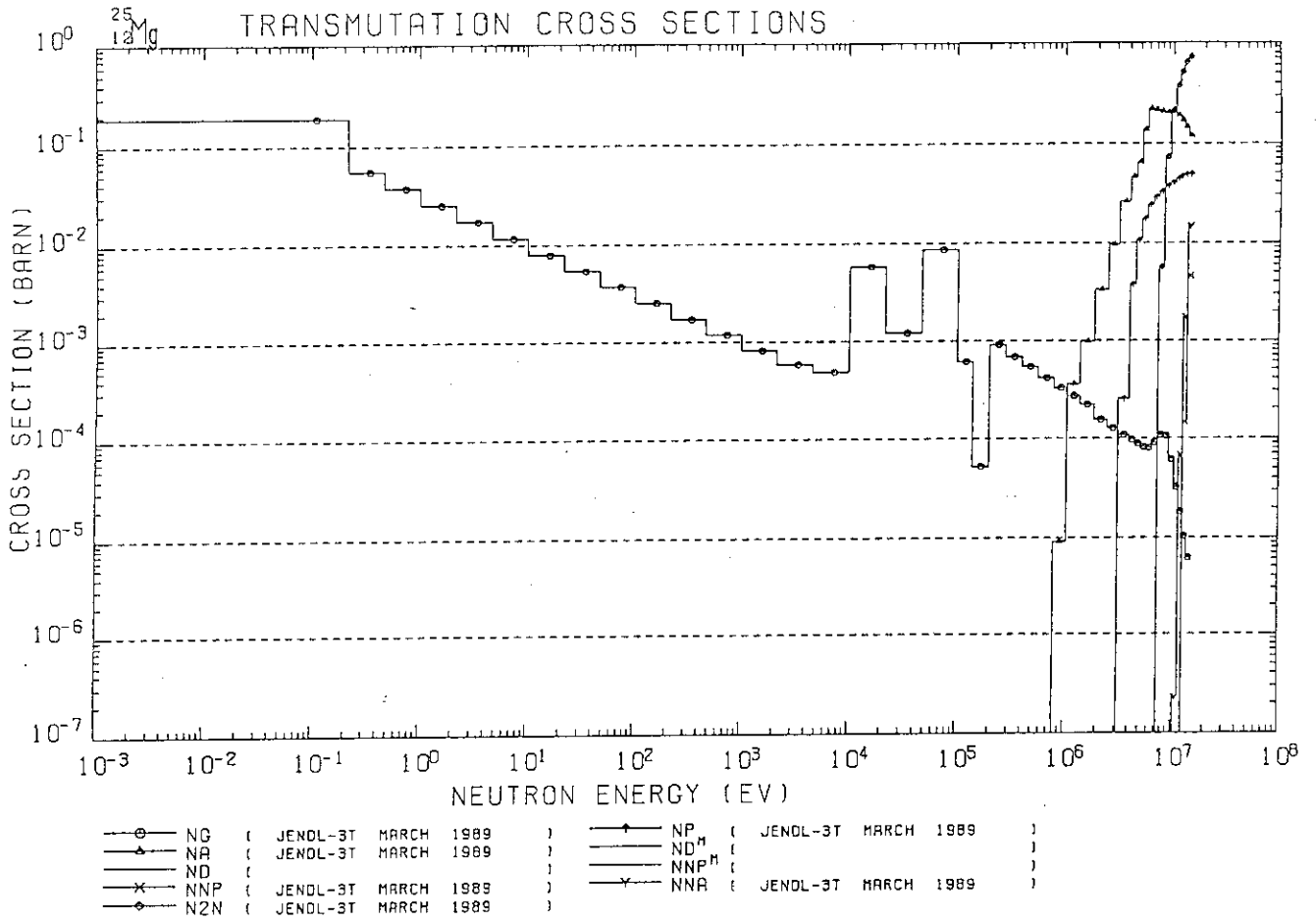




<sup>24</sup><sub>12</sub>Mg DECAY GAMMA-RAY TABLE

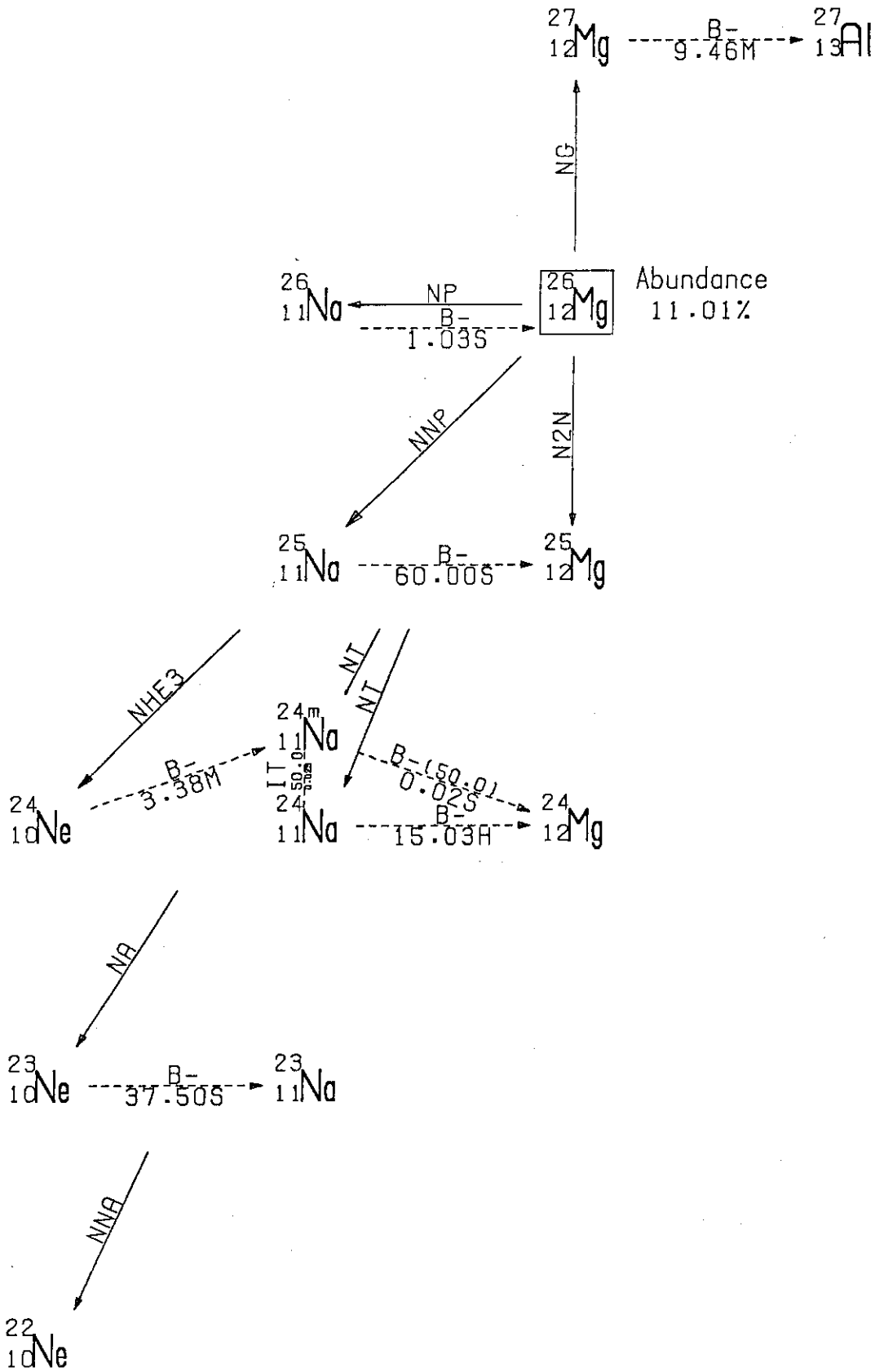
NUCLIDE	HALF LIFE	DECAY GAMMA-RAY ENERGY				
		YIELD (%)				
<sup>23</sup> <sub>12</sub> Mg	11.30 S	5.11E+05	4.98E+05	2.38E+08		
		200.00	8.83	0.00		
<sup>24</sup> <sub>11</sub> Na	15.05 H	5.11E+05	1.97E+06	2.75E+06	3.87E+08	4.24E+08
		0.00	100.00	100.00	0.06	0.00
<sup>24m</sup> <sub>11</sub> Na	0.020 S	5.11E+05	1.47E+05			
		0.00	100.00			

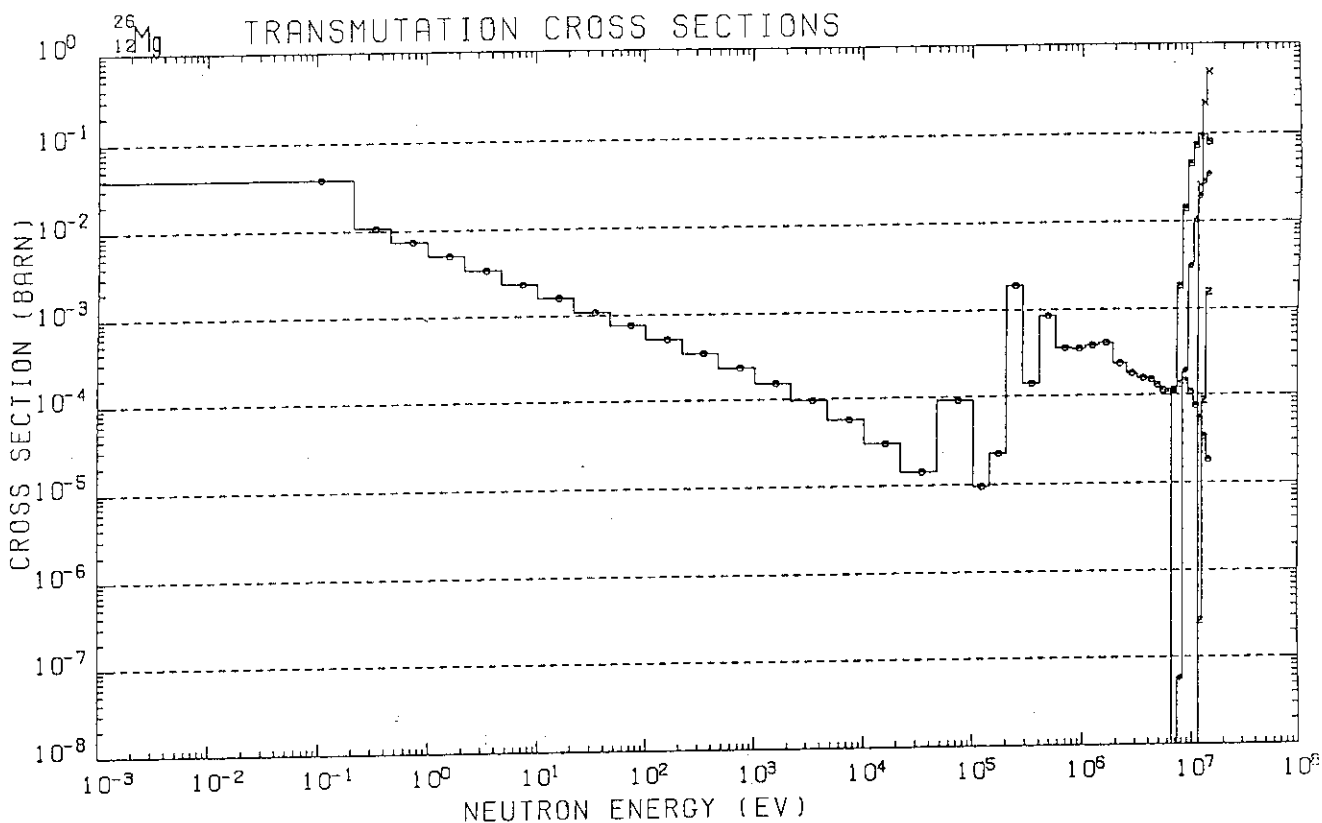




<sup>25</sup><sub>12</sub>Mg DECAY GAMMA-RAY TABLE

NUCLIDE	HALF LIFE	DECAY GAMMA-RAY ENERGY									
		YIELD (%)									
<sup>24m</sup> <sub>11</sub> Na	0.020 S	5.11E+05	1.47E+05								
		0.00	100.00								
<sup>24</sup> <sub>11</sub> Na	15.03 H	5.11E+05	1.97E+06	2.75E+06	3.87E+06	4.24E+06					
		0.00	100.00	100.00	0.05	0.00					
<sup>25</sup> <sub>11</sub> Na	60.00 S	5.11E+05	8.75E+05	3.90E+05	5.85E+05	1.81E+06	1.38E+06	1.97E+05	2.22E+06	2.80E+06	
		0.00	14.70	13.14	12.84	9.77	0.27	0.16	0.10	0.08	

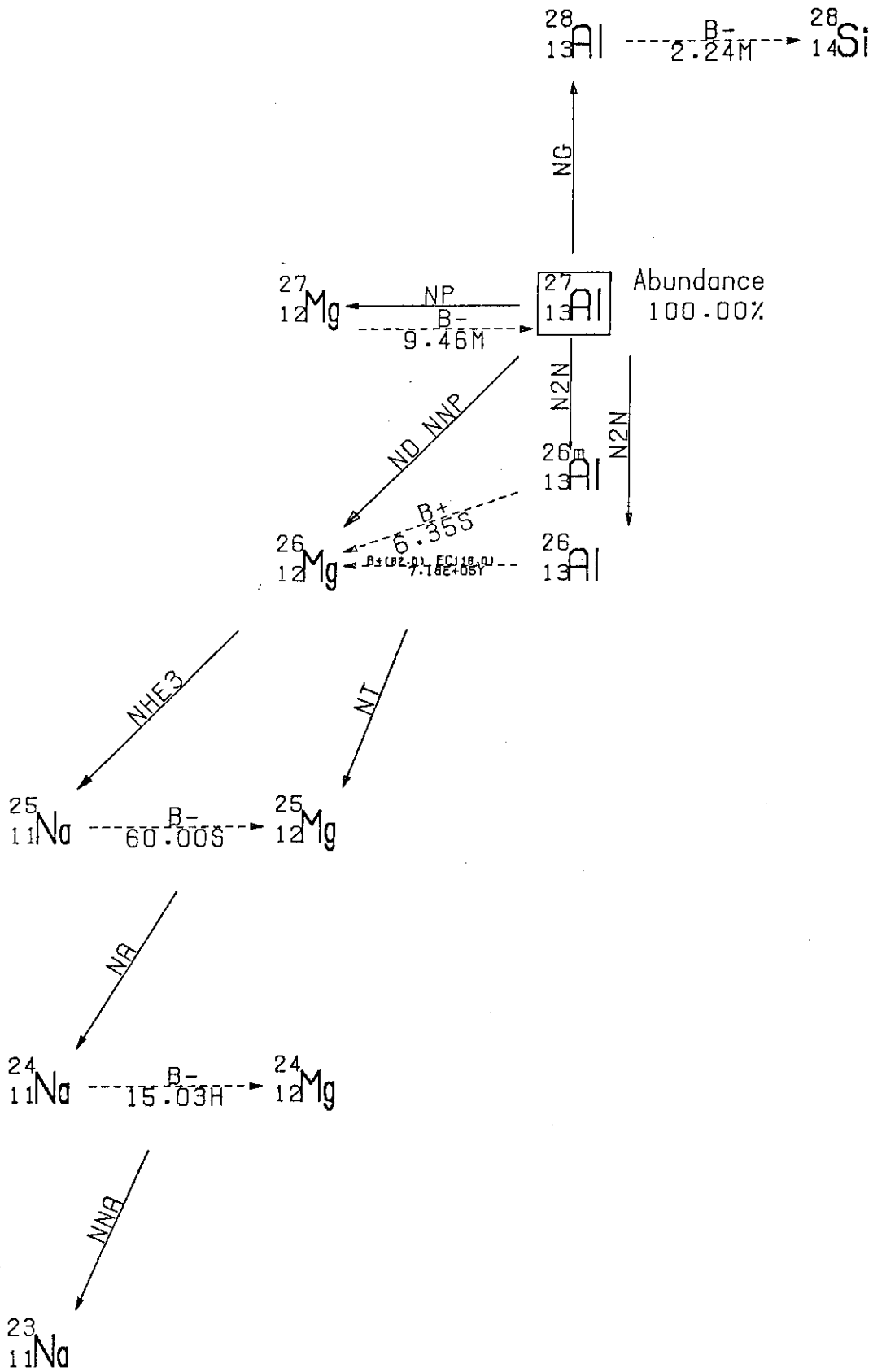


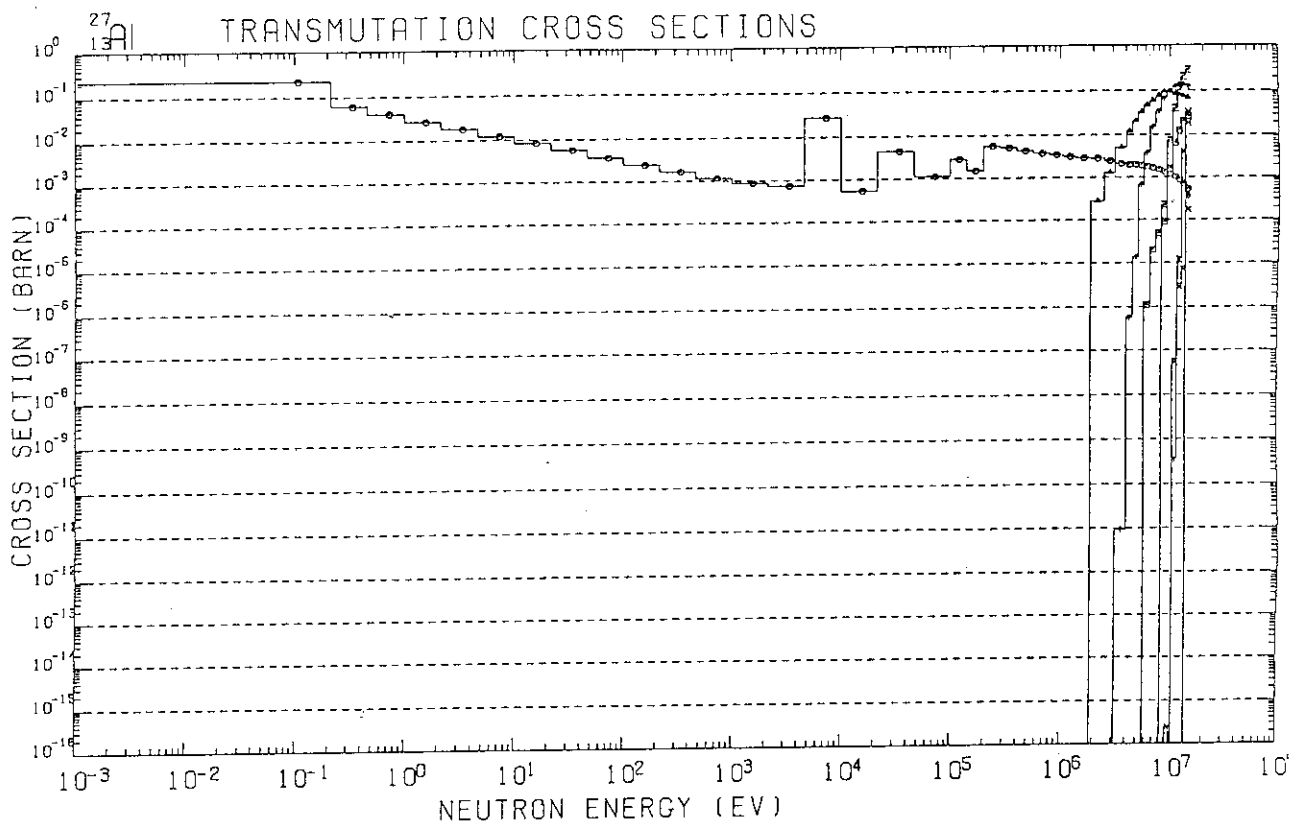


○ NG ( JENDL-3T MARCH 1989 )      — NHE3 ( )  
 □ NT ( JENDL-3T MARCH 1989 )      - - NTF ( )  
 △ NA ( JENDL-3T MARCH 1989 )      — z — NNA ( JENDL-3T MARCH 1989 )  
 × N2N ( JENDL-3T MARCH 1989 )      — x — NNP ( JENDL-3T MARCH 1989 )  
 ◇ NP ( JENDL-3T MARCH 1989 )

<sup>26</sup><sub>12</sub>Mg DECAY GAMMA-RAY TABLE

NUCLIDE	HALF LIFE	DECAY GAMMA-RAY ENERGY									
		YIELD (%)									
<sup>27</sup> <sub>12</sub> Mg	9.46 M	5.11E+05	8.44E+05	1.01E+06	1.71E+05						
		0.00	73.10	29.17	0.79						
<sup>24m</sup> <sub>11</sub> Na	0.020 S	5.11E+05	1.47E+05								
		0.00	100.00								
<sup>24</sup> <sub>11</sub> Na	15.03 H	5.11E+05	1.37E+05	2.75E+05	3.87E+05	4.24E+05					
		0.00	100.00	100.00	0.06	0.00					
<sup>23</sup> <sub>10</sub> Ne	37.50 S	5.11E+05	4.40E+05	1.64E+05	2.08E+05	2.90E+05	2.54E+05				
		0.00	32.90	0.99	0.10	0.04	0.03				
<sup>26</sup> <sub>11</sub> Na	1.03 S	5.11E+05	1.81E+05	1.13E+05	2.54E+05	1.41E+05	1.90E+05	2.52E+05	1.00E+05	2.94E+05	2.13E+05
		0.00	98.90	5.77	4.35	3.20	1.98	1.32	0.82	0.50	0.59
<sup>24</sup> <sub>10</sub> Ne	3.38 M	5.11E+05	4.72E+05	8.74E+05							
		0.00	100.00	7.92							
<sup>25</sup> <sub>11</sub> Na	60.00 S	5.11E+05	9.75E+05	3.90E+05	6.85E+05	1.61E+05	1.38E+05	1.97E+05	2.22E+05	2.80E+05	
		0.00	14.70	13.14	12.84	9.77	0.27	0.15	0.10	0.08	

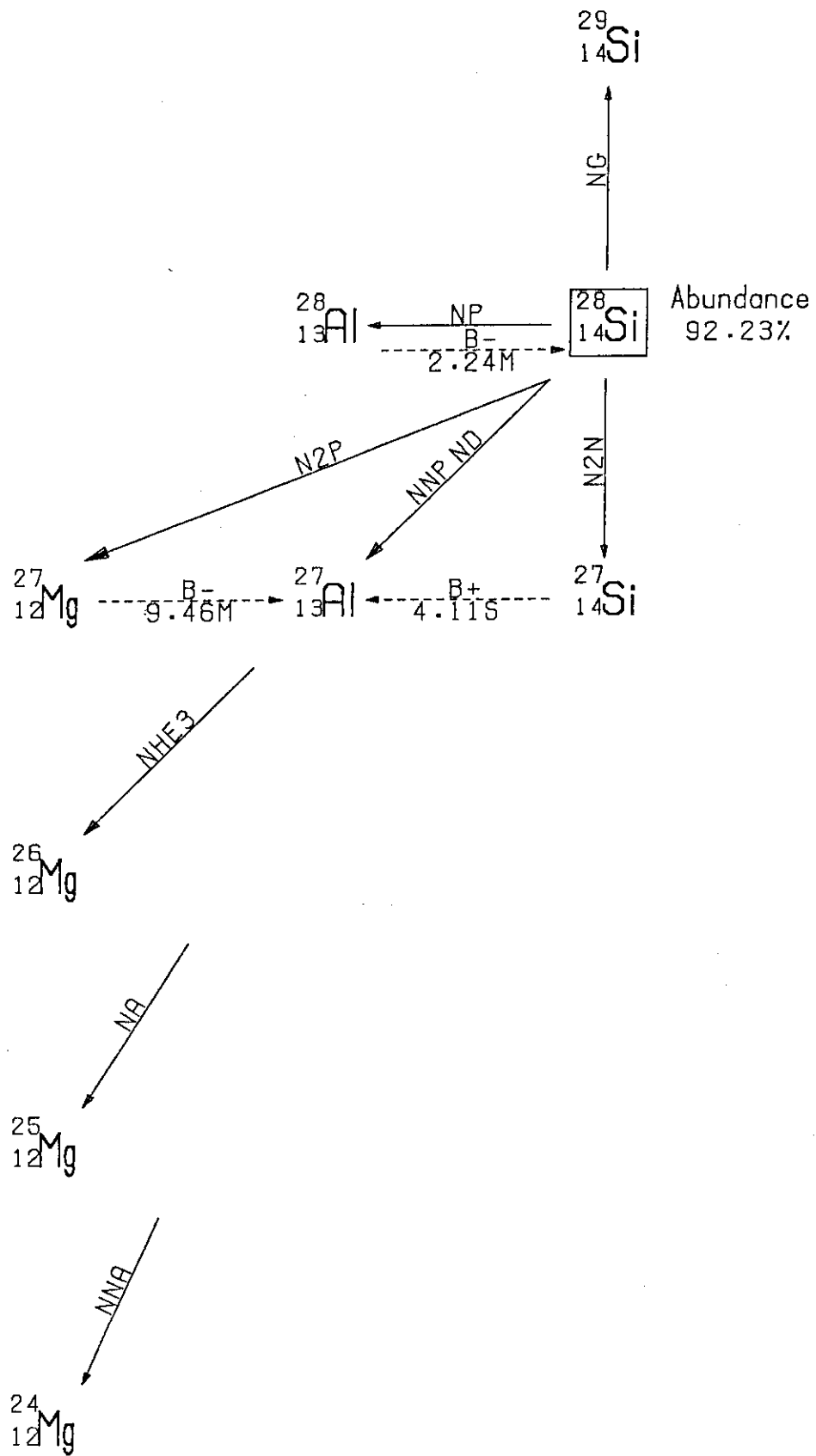


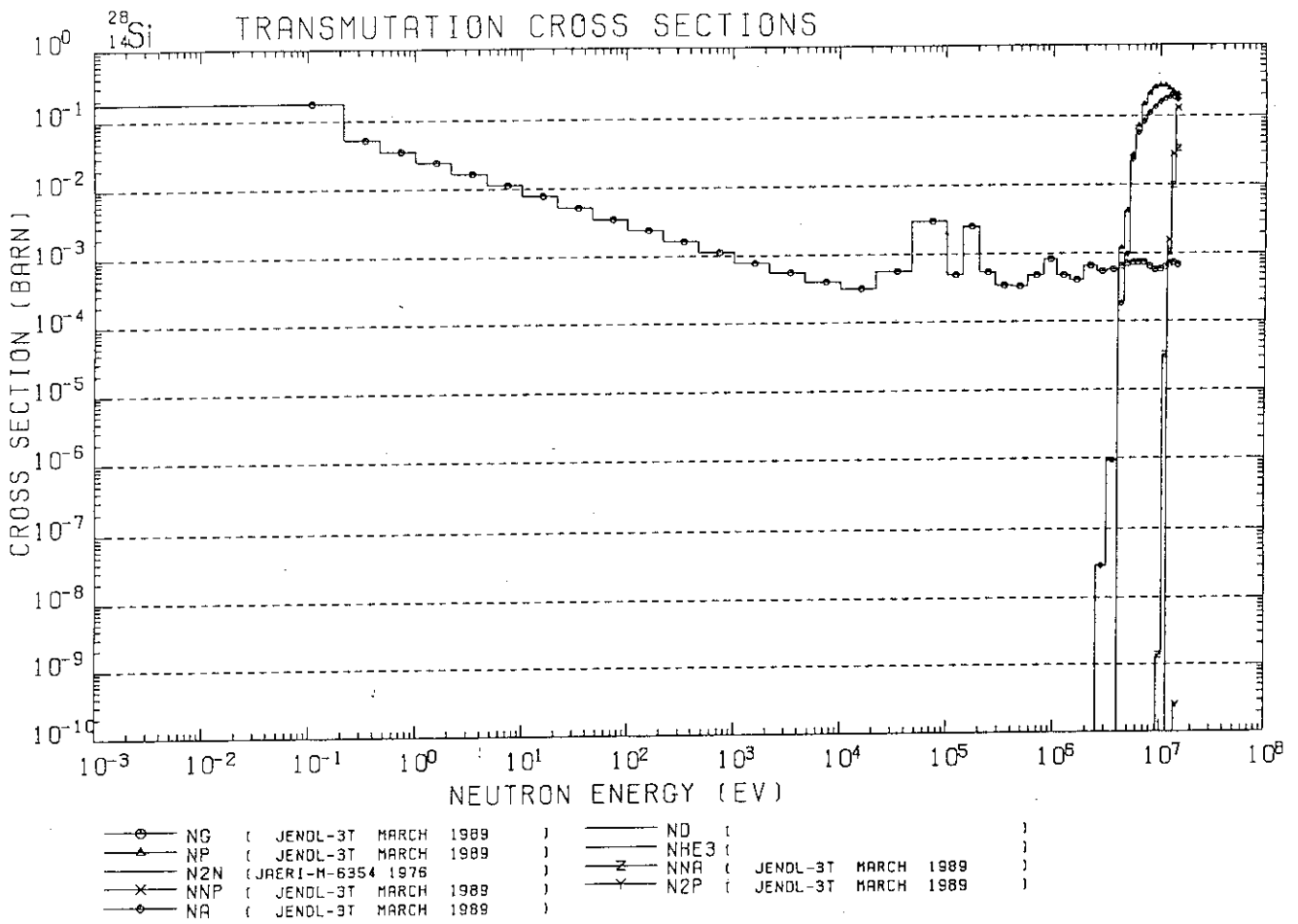


- NG (JENDL-3T 1987 NOVEMBER MAT)
- △ NP (JENDL-3T 1987 NOVEMBER MAT)
- ND (ENDF/B-4 1974)
- × N2N (JENDL-3T 1987 NOVEMBER MAT)
- ◇ N2N<sup>n</sup> (YAMAMURO 1987 NOVEMBER)
- NA (JENDL-3T 1987 NOVEMBER MAT)
- NT (ENDF/B-4 1974)
- Z NNP (JENDL-3T 1987 NOVEMBER MAT)
- Y NNA (JENDL-3T 1987 NOVEMBER MAT)
- NHE3 ( )

<sup>27</sup><sub>13</sub>Al DECAY GAMMA-RAY TABLE

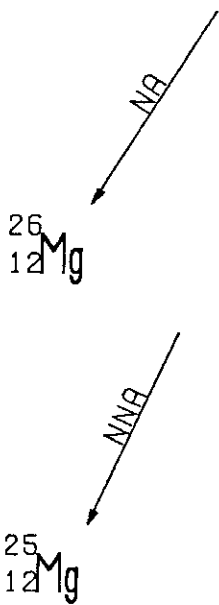
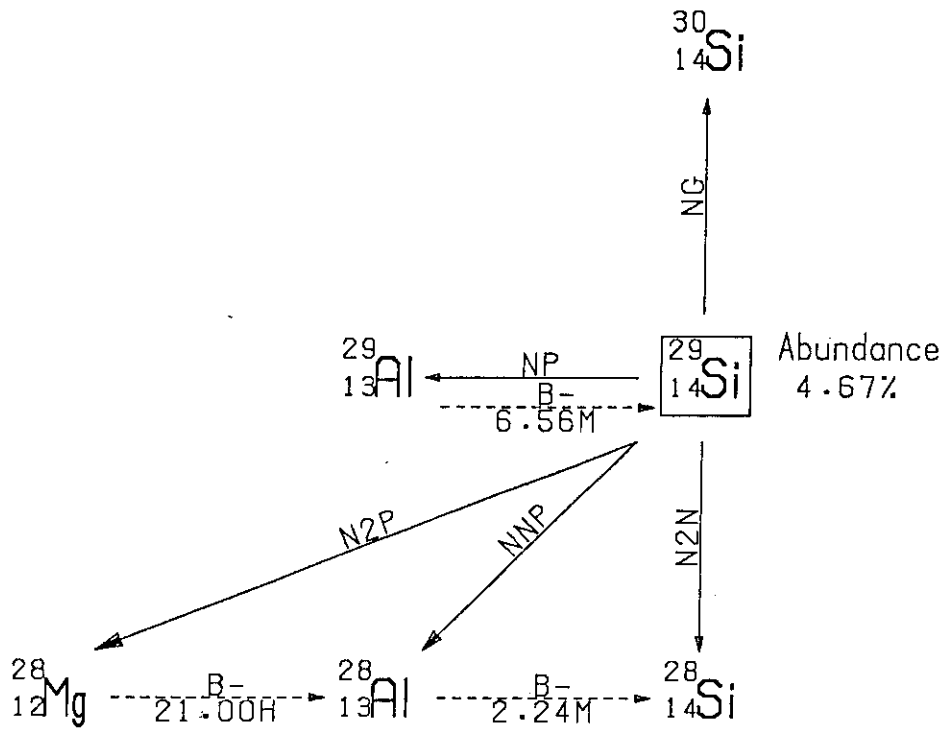
NUCLIDE	HALF LIFE	DECAY GAMMA-RAY ENERGY								
		YIELD (%)								
<sup>26</sup> <sub>13</sub> Al	2.24 M	5.11E+05	1.79E+06							
		0.00	100.00							
<sup>27</sup> <sub>12</sub> Mg	9.46 M	5.11E+05	8.44E+05	1.01E+06	1.71E+05					
		0.00	73.10	29.17	0.79					
<sup>26m</sup> <sub>13</sub> Al	6.35 S	5.11E+05								
		200.00								
<sup>26</sup> <sub>13</sub> Al	7.16E+05Y	5.11E+05	1.81E+06	1.19E+06	2.94E+05					
		170.00	89.76	2.51	0.24					
<sup>24</sup> <sub>11</sub> Na	15.03 H	5.11E+05	1.37E+06	2.75E+06	3.87E+06	4.24E+06				
		0.00	100.00	100.00	0.06	0.00				
<sup>25</sup> <sub>11</sub> Na	60.00 S	5.11E+05	9.75E+05	3.90E+05	5.85E+05	1.61E+06	1.38E+05	1.97E+06	2.22E+05	2.80E+06
		0.00	14.70	13.14	12.84	9.77	0.27	0.18	0.10	0.08

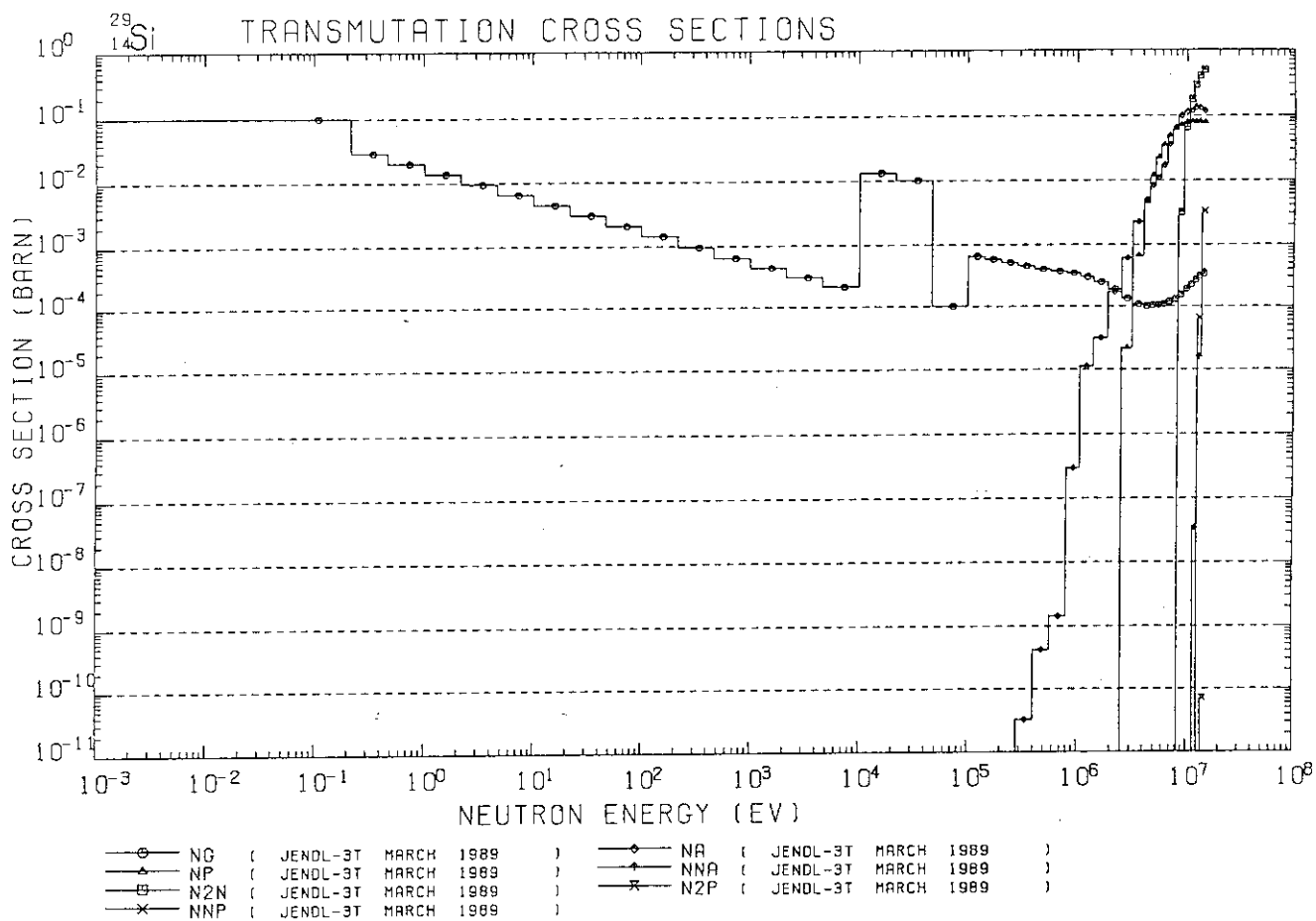




<sup>28</sup><sub>14</sub>Si DECAY GAMMA-RAY TABLE

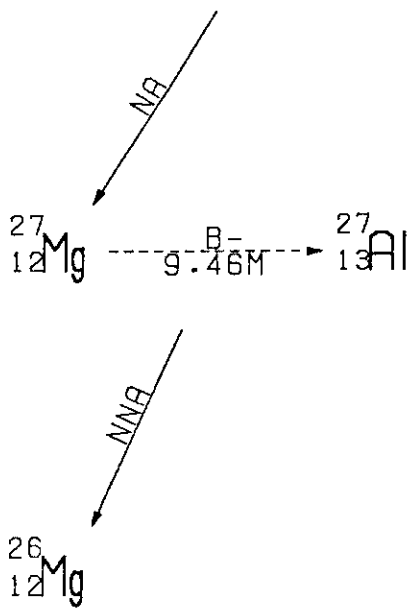
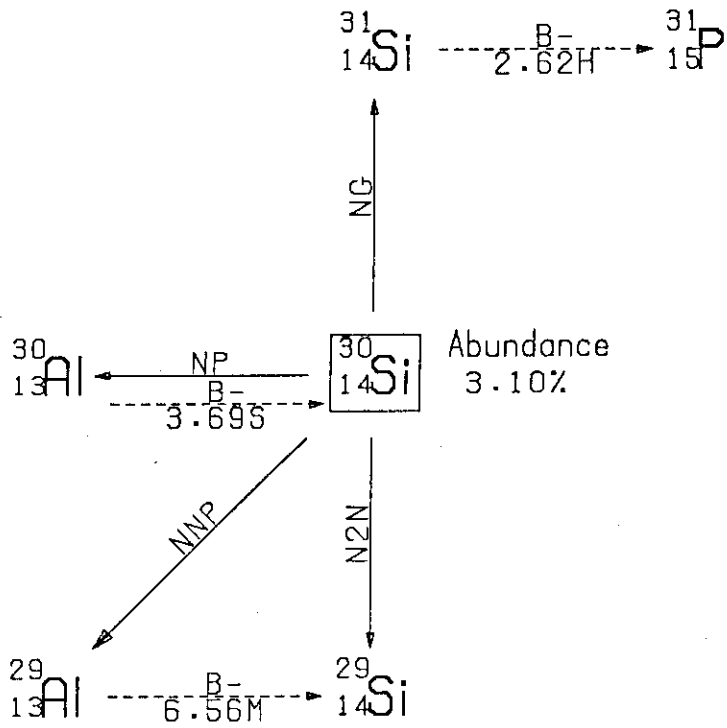
NUCLIDE	HALF LIFE	DECAY GAMMA-RAY ENERGY				
		YIELD (%)				
<sup>29</sup> <sub>13</sub> Al	2.24 M	5.11E+05	1.78E+06			
		0.00	100.00			
<sup>27</sup> <sub>14</sub> Si	4.11 S	5.11E+05	2.21E+05	2.98E+06	1.01E+08	2.75E+08
		200.00	0.18	0.03	0.02	0.00
<sup>27</sup> <sub>12</sub> Mg	9.46 M	5.11E+05	8.44E+05	1.01E+06	1.71E+05	
		0.00	73.10	29.17	0.79	

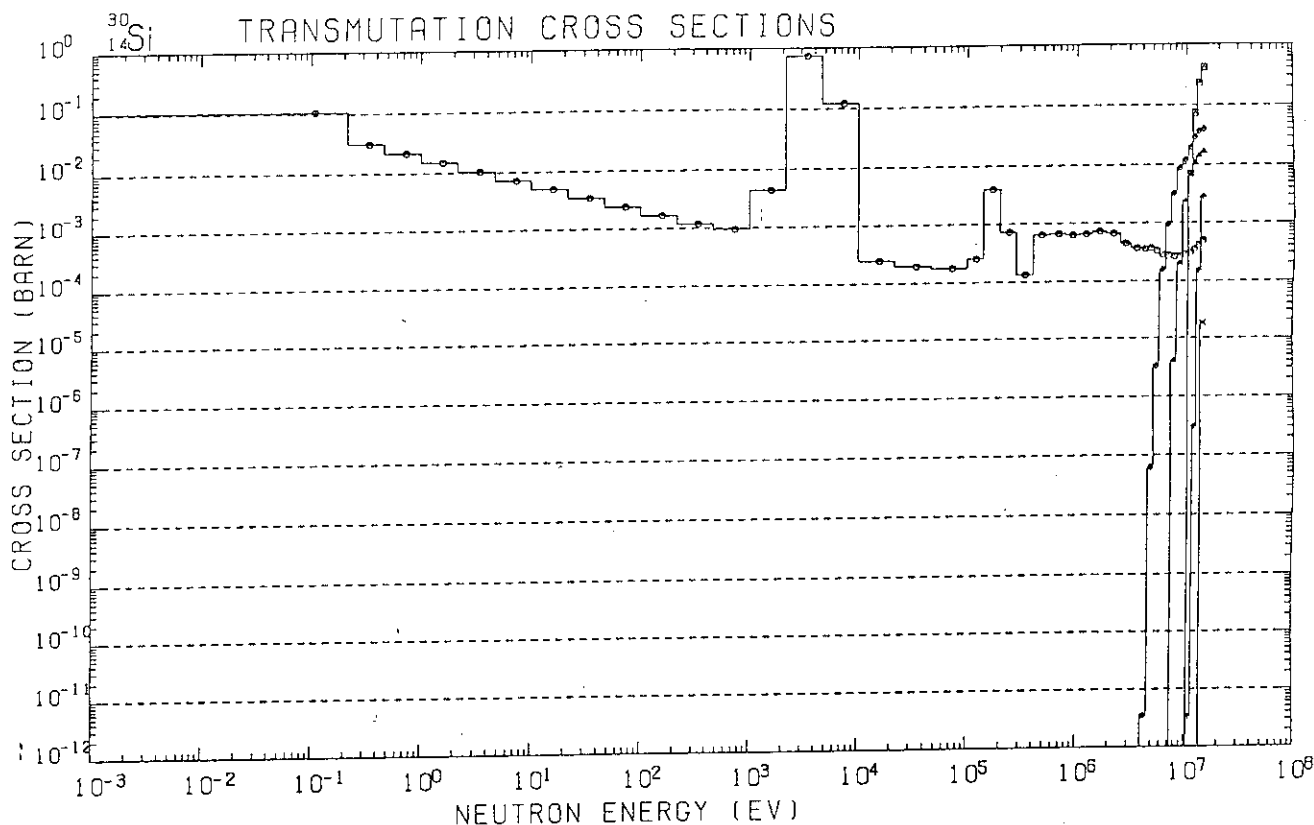




<sup>29</sup><sub>14</sub>Si DECAY GAMMA-RAY TABLE

NUCLIDE	HALF LIFE	DECAY GAMMA-RAY ENERGY									
		YIELD (%)									
<sup>29</sup> <sub>14</sub> Si	6.56 M	5.11E+05	1.27E+06	2.43E+06	2.03E+06						
		0.00	89.10	6.89	4.13						
<sup>28</sup> <sub>14</sub> Si	2.24 M	5.11E+05	1.79E+06								
		0.00	100.00								
<sup>28</sup> <sub>12</sub> Mg	21.00 H	5.11E+05	9.06E+04	1.34E+05	4.01E+05	9.42E+05	9.72E+05	1.37E+06	1.37E+06	1.58E+06	1.16E+06
		0.00	95.10	54.02	35.85	55.95	18.07	4.65	4.16	0.44	0.29

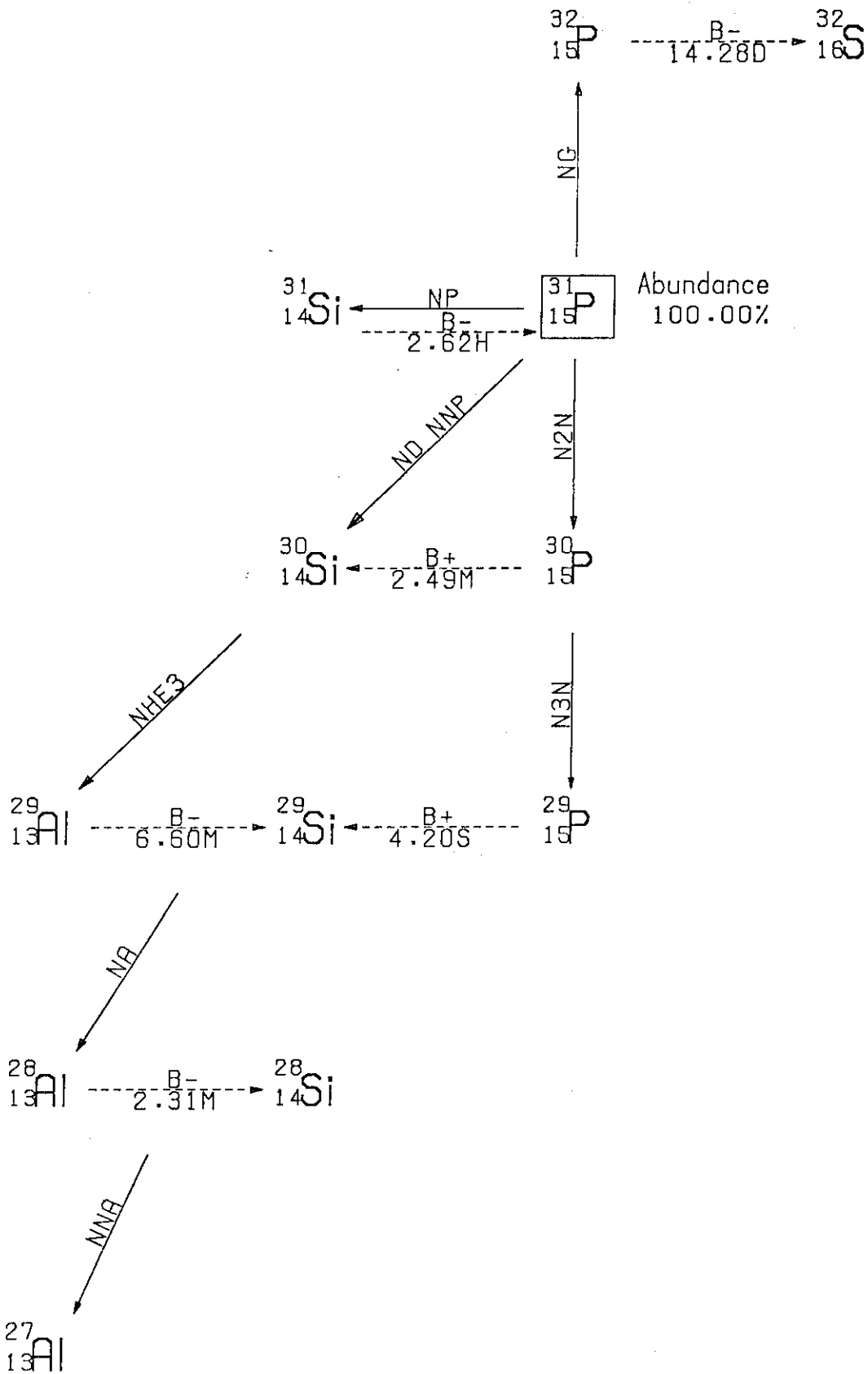


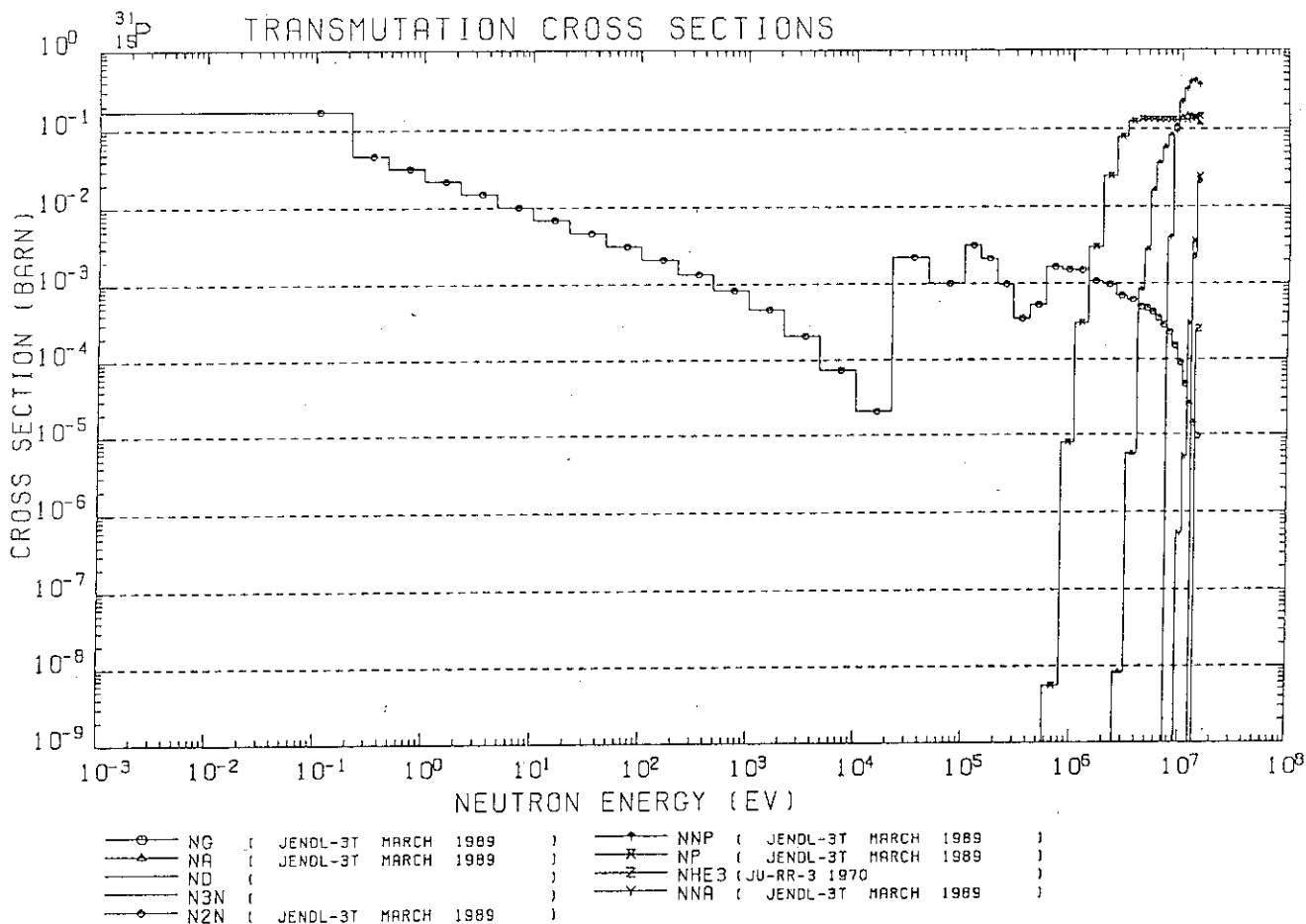


○ NG ( JENDL-3T MARCH 1989 )      × NNP ( JENDL-3T MARCH 1989 )  
 △ NP ( JENDL-3T MARCH 1989 )      ◇ NA ( JENDL-3T MARCH 1989 )  
 □ N2N ( JENDL-3T MARCH 1989 )      ★ NNA ( JENDL-3T MARCH 1989 )

<sup>30</sup><sub>14</sub>Si DECAY GAMMA-RAY TABLE

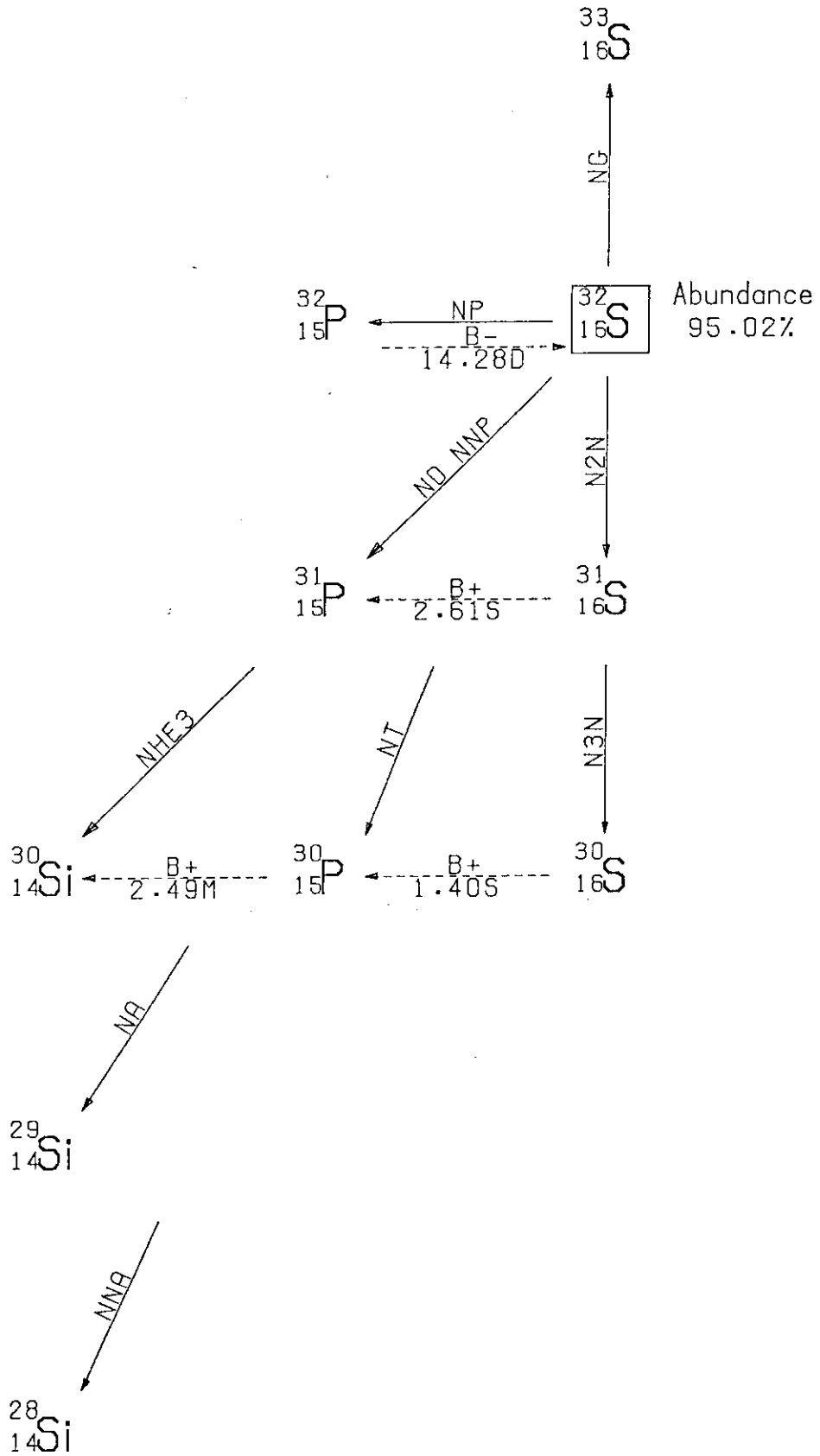
NUCLIDE	HALF LIFE	DECAY GAMMA-RAY ENERGY									
		YIELD (%)									
<sup>31</sup> <sub>14</sub> Si	2.62 H	5.11E+05	1.27E+06								
		0.00	0.07								
<sup>30</sup> <sub>13</sub> Al	3.69 S	5.11E+05	2.24E+06	1.26E+06	3.60E+06	2.60E+06	1.31E+08	4.81E+06	1.79E+06	2.67E+06	1.33E+06
		0.00	65.10	40.80	92.85	5.08	2.57	2.13	1.87	0.97	0.93
<sup>29</sup> <sub>13</sub> Al	6.56 M	5.11E+05	1.27E+06	2.43E+06	2.03E+06						
		0.00	89.10	6.89	4.13						
<sup>27</sup> <sub>12</sub> Mg	9.46 M	5.11E+05	8.44E+05	1.01E+06	1.71E+05						
		0.00	73.10	29.17	0.78						

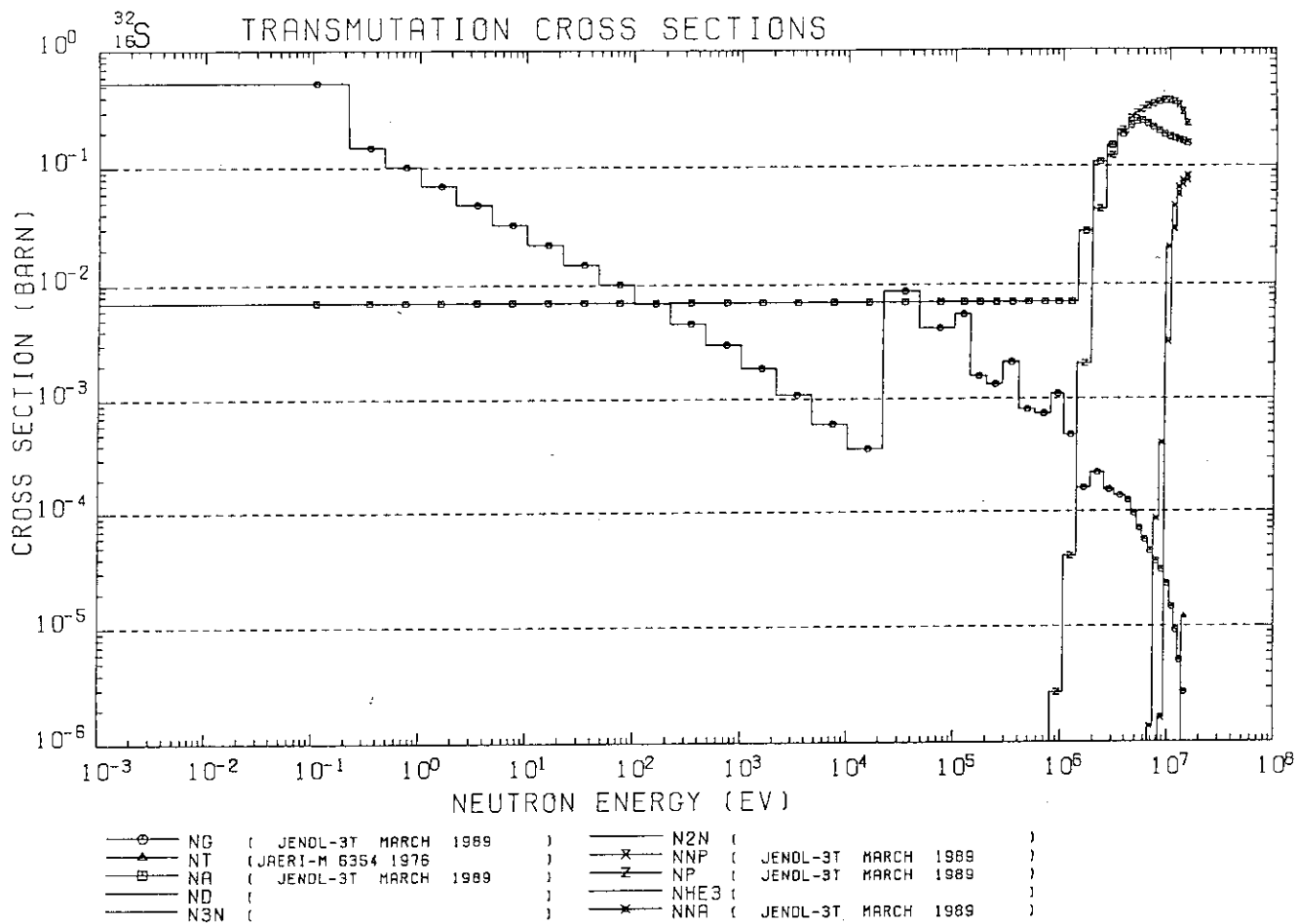




<sup>31</sup><sub>15</sub>P DECAY GAMMA-RAY TABLE

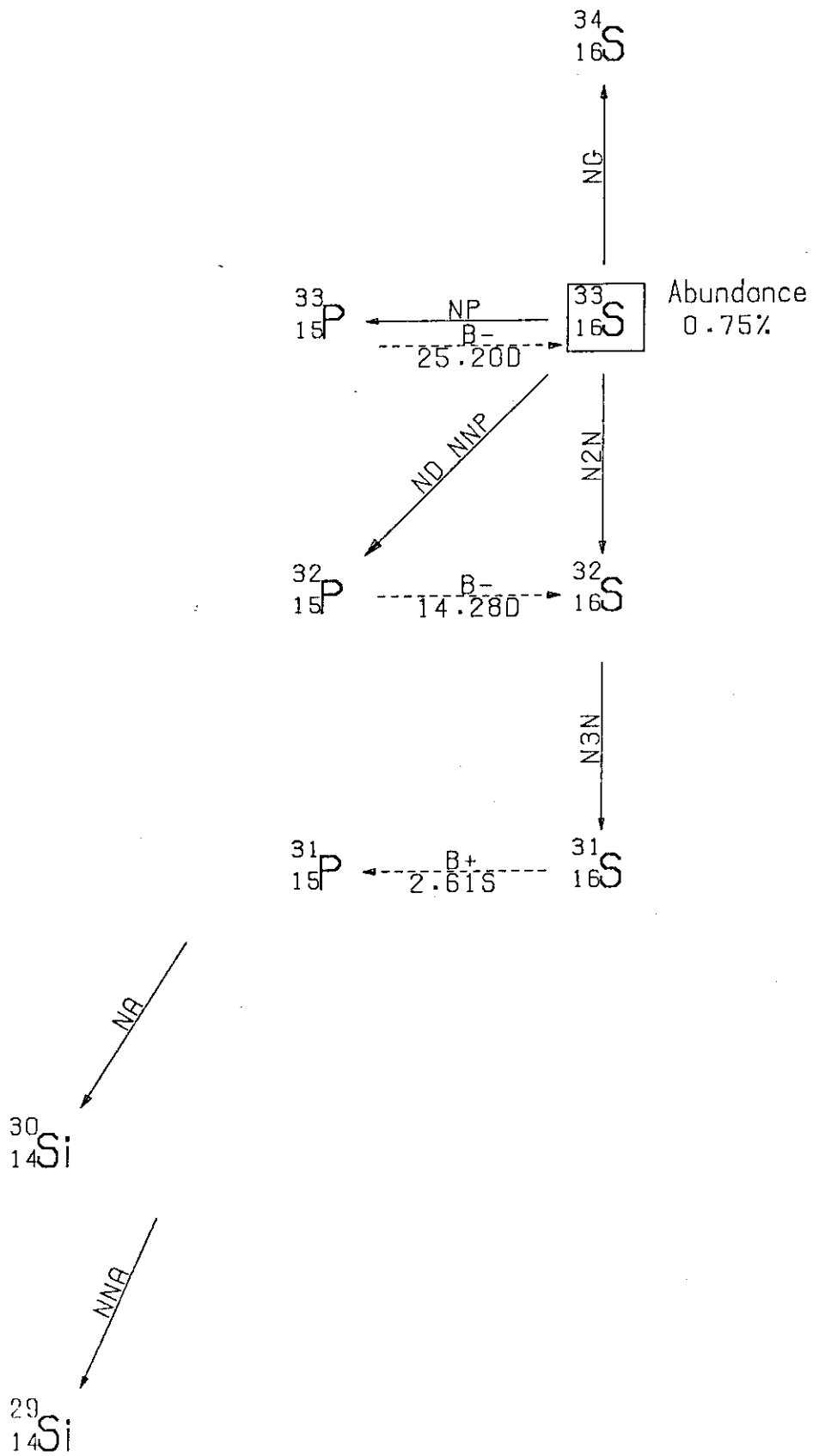
NUCLIDE	HALF LIFE	DECAY GAMMA-RAY ENERGY			
		YIELD (%)			
<sup>29</sup> <sub>15</sub> P	6.60 M	5.11E+05	1.27E+06	2.49E+06	2.03E+08
		0.00	89.10	6.85	4.13
<sup>28</sup> <sub>15</sub> P	14.28 D	5.11E+05	1.78E+06		
		0.00	100.00		
<sup>29</sup> <sub>15</sub> P	4.20 S	5.11E+05	1.28E+06	2.43E+06	
		200.00	0.80	0.20	
<sup>30</sup> <sub>15</sub> P	2.49 M	5.11E+05	2.23E+06		
		200.00	0.05		
<sup>31</sup> <sub>15</sub> P	2.62 H	5.11E+05	1.27E+06		
		0.00	0.07		

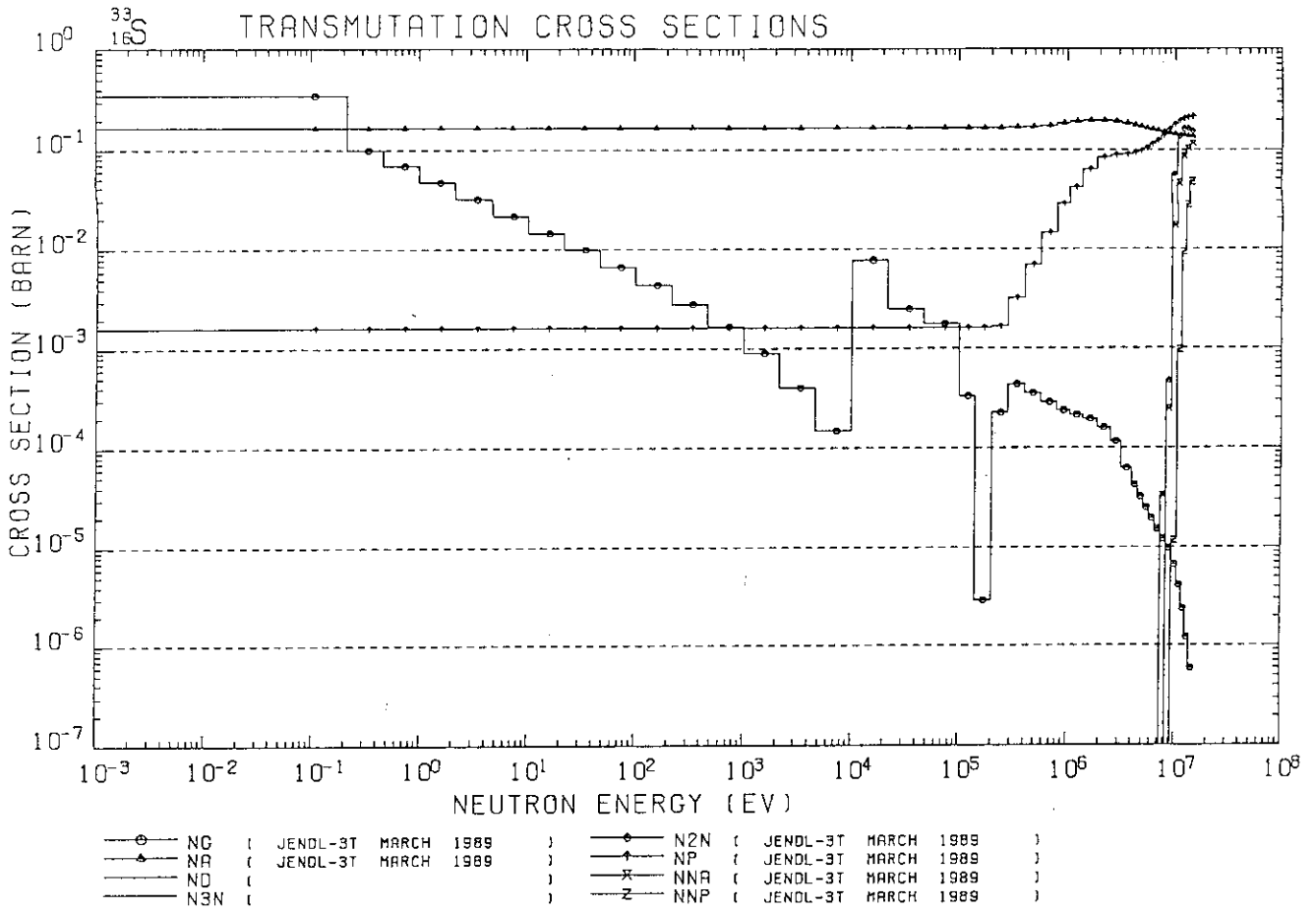




<sup>32</sup><sub>16</sub>S DECAY GAMMA-RAY TABLE

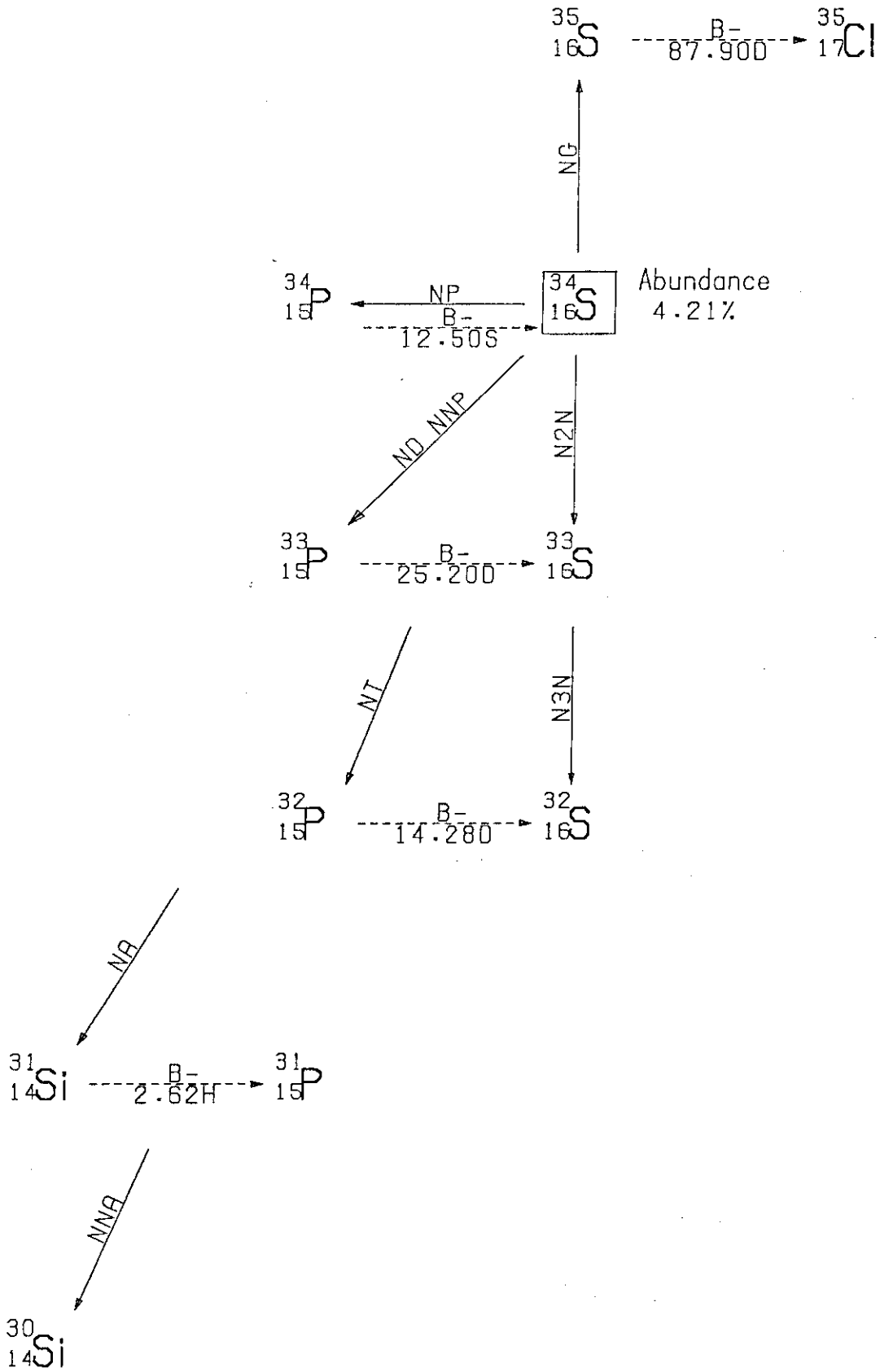
NUCLIDE	HALF LIFE	DECAY GAMMA-RAY ENERGY			
		YIELD (%)			
<sup>30</sup> <sub>15</sub> P	2.49 M	5.11E+05	2.23E+06		
		200.00	0.06		
<sup>30</sup> <sub>16</sub> S	1.40 S	5.11E+05	8.78E+05	2.34E+06	7.09E+05
		200.00	80.10	2.58	0.50
<sup>31</sup> <sub>16</sub> S	2.61 S	5.11E+05	1.27E+06		
		200.00	1.25		
<sup>32</sup> <sub>16</sub> S	14.28 D				

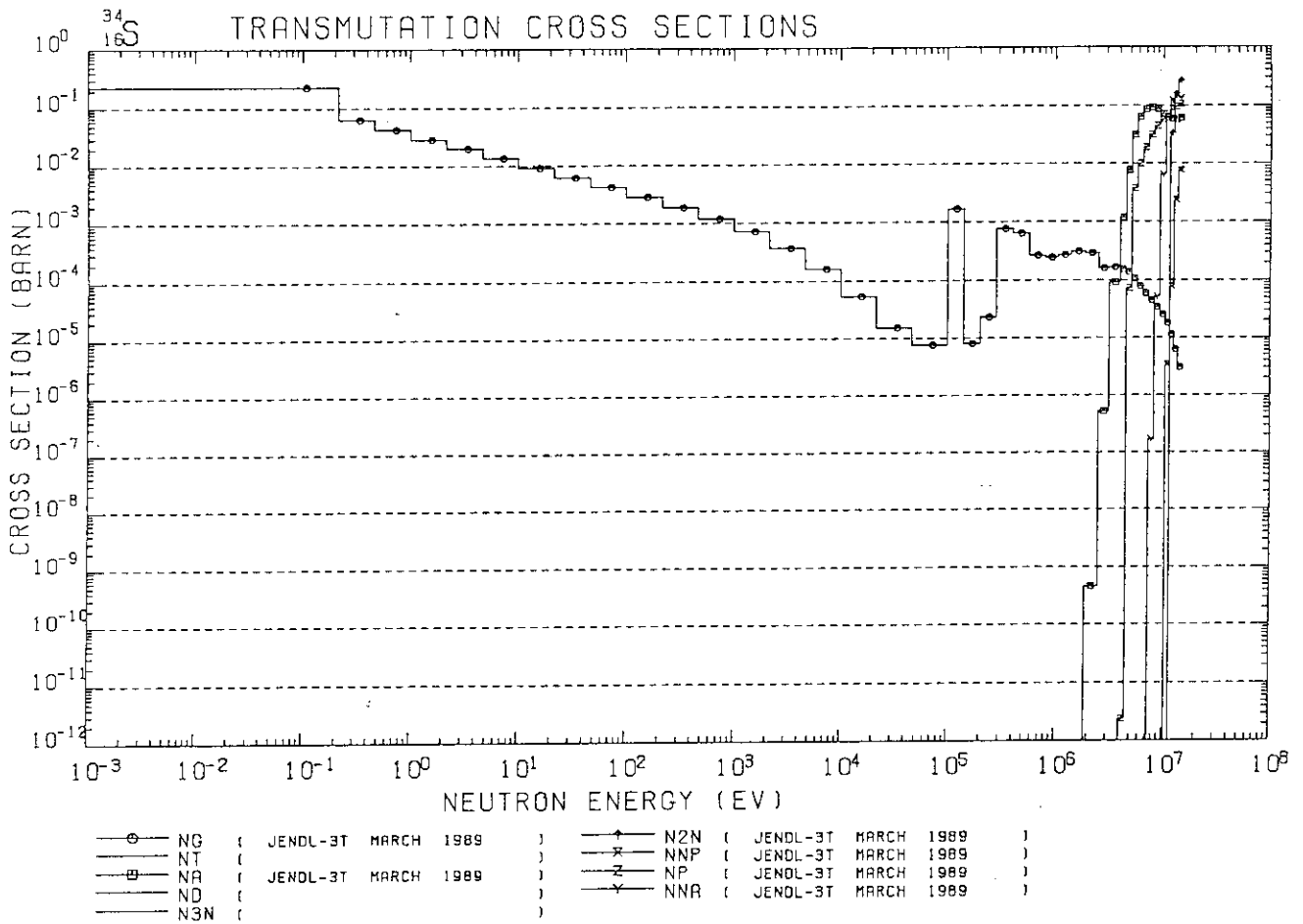




<sup>33</sup><sub>16</sub>S DECAY GAMMA-RAY TABLE

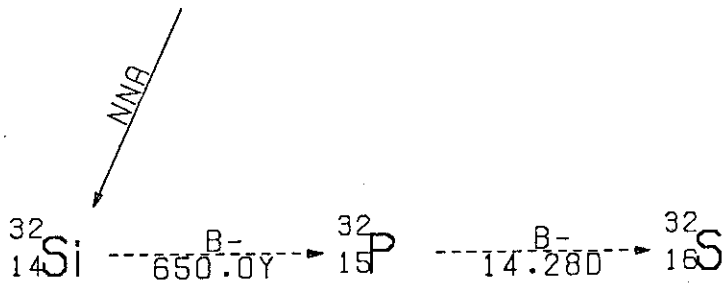
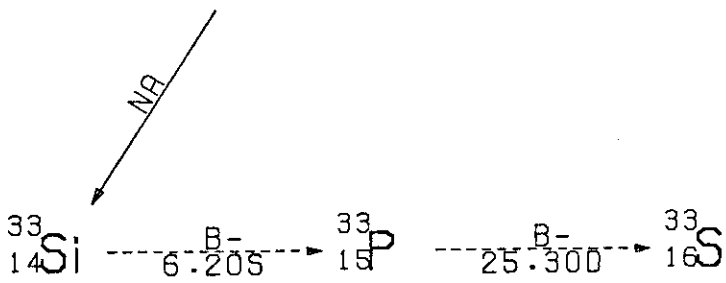
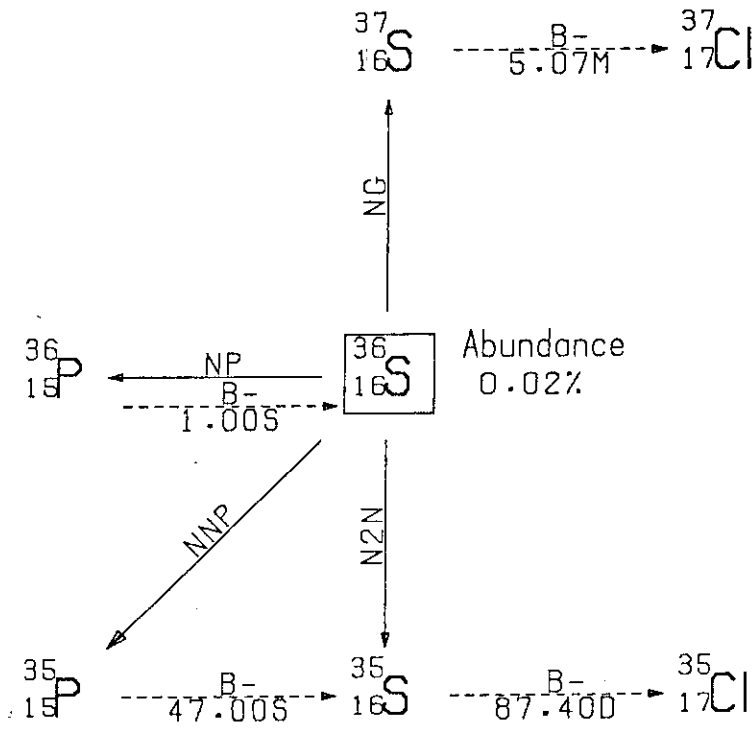
NUCLIDE	HALF LIFE	DECAY GAMMA-RAY ENERGY	
		YIELD (%)	
<sup>32</sup> <sub>16</sub> S	14.28 D		
<sup>31</sup> <sub>16</sub> S	2.61 S	5.11E+05	1.27E+08
		200.00	1.25
<sup>33</sup> <sub>16</sub> S	25.20 D		

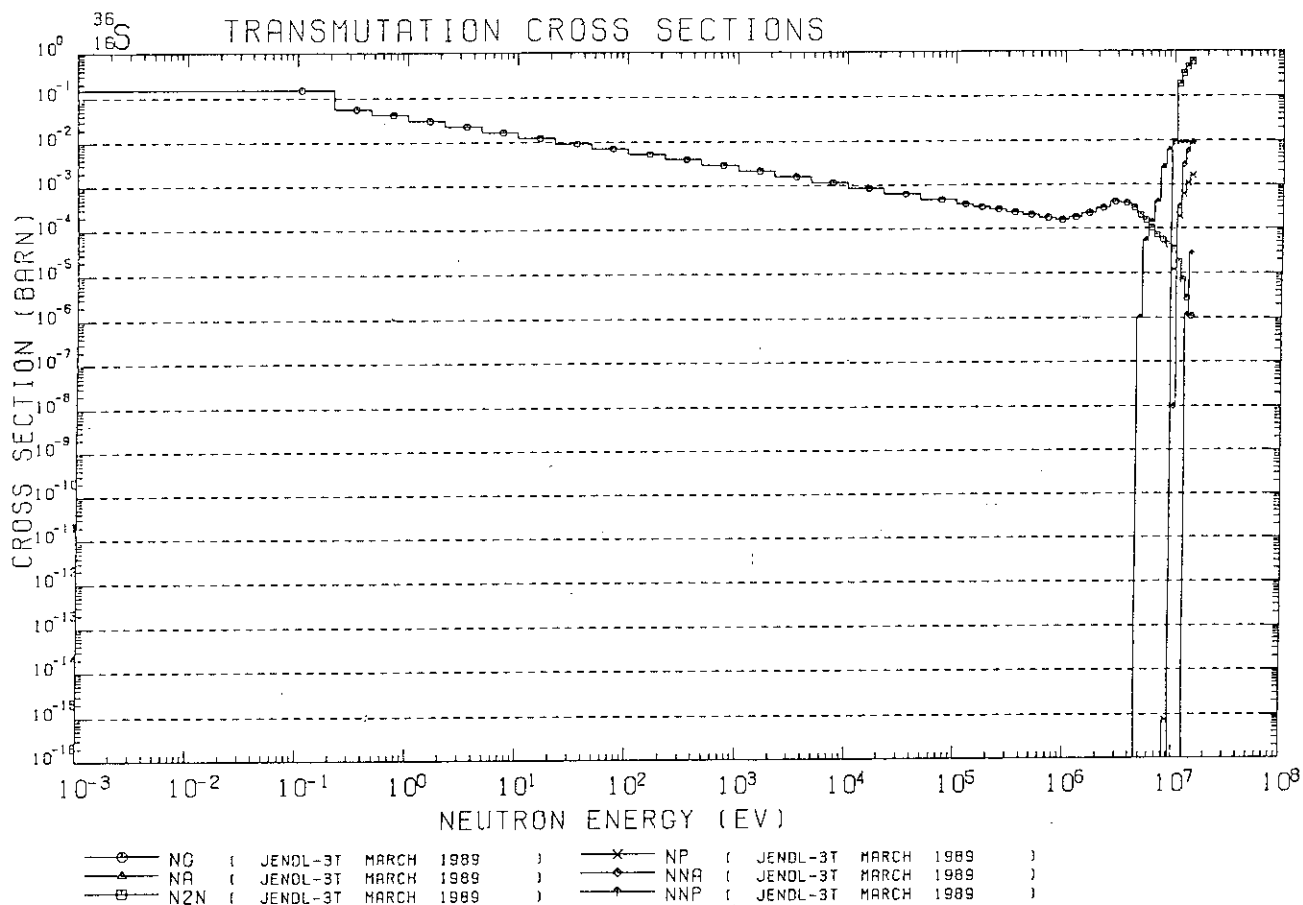




<sup>34</sup><sub>16</sub>S DECAY GAMMA-RAY TABLE

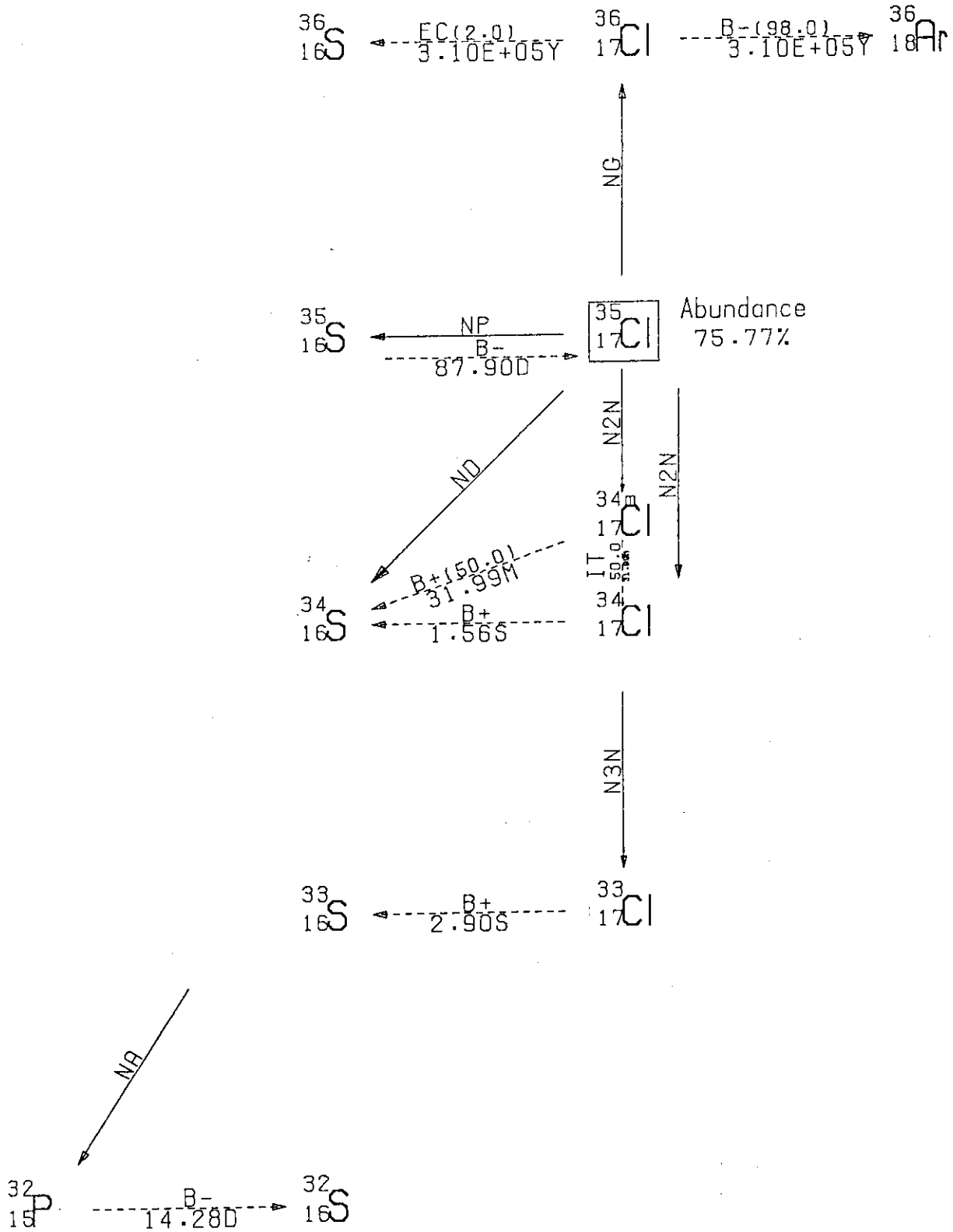
NUCLIDE	HALF LIFE	DECAY GAMMA-RAY ENERGY						
		YIELD (%)						
<sup>35</sup> <sub>16</sub> S	87.90 D							
<sup>32</sup> <sub>15</sub> P	14.28 D							
<sup>31</sup> <sub>14</sub> Si	2.62 H	5.11E+05	1.27E+06					
<sup>33</sup> <sub>15</sub> P	25.20 D							
<sup>34</sup> <sub>15</sub> P	12.50 S	5.11E+05	2.13E+06	4.11E+06	1.99E+06	4.07E+06	1.79E+06	1.95E+06
		0.00	15.00	0.19	0.16	0.07	0.06	0.04

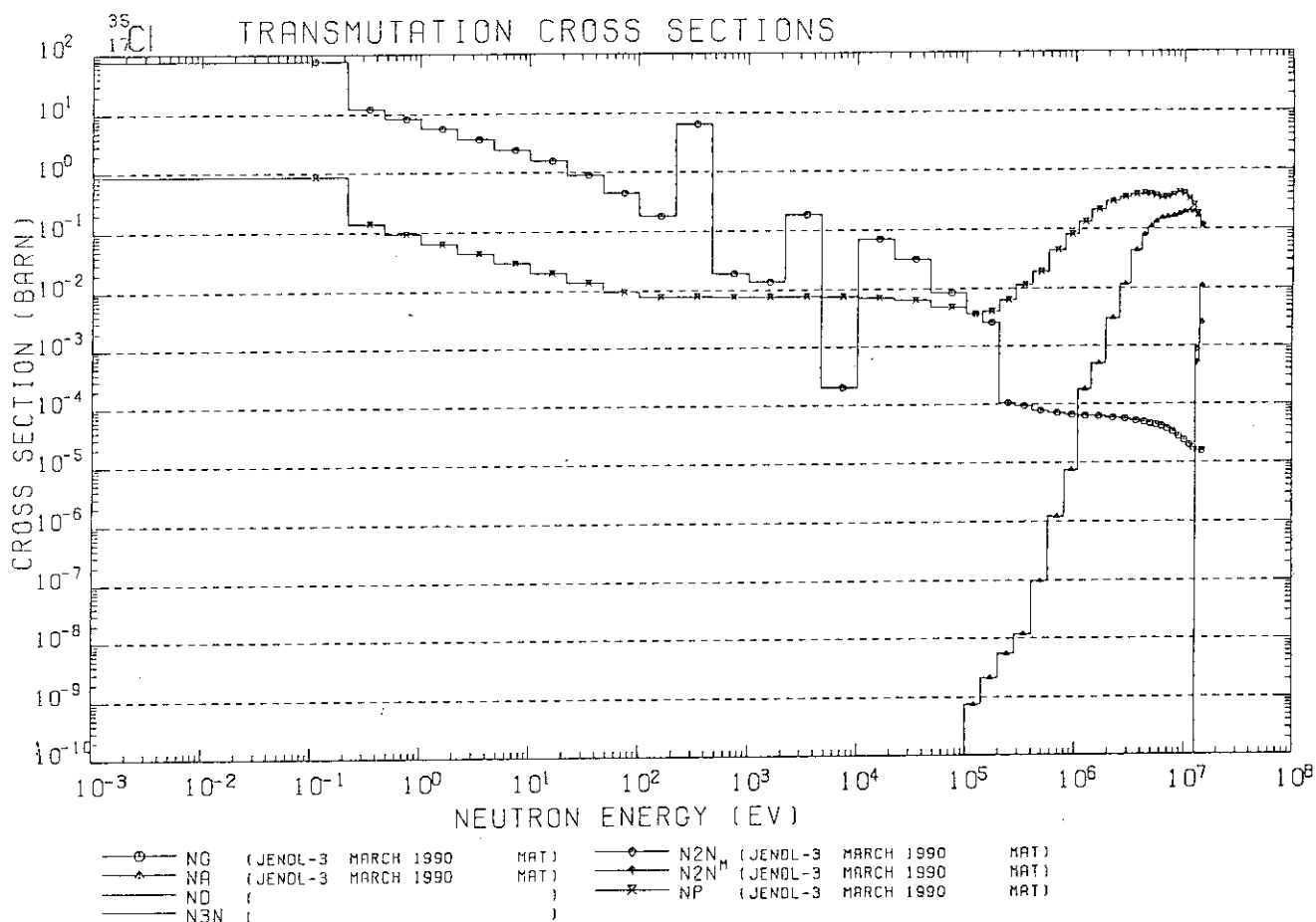




<sup>36</sup><sub>16</sub>S DECAY GAMMA-RAY TABLE

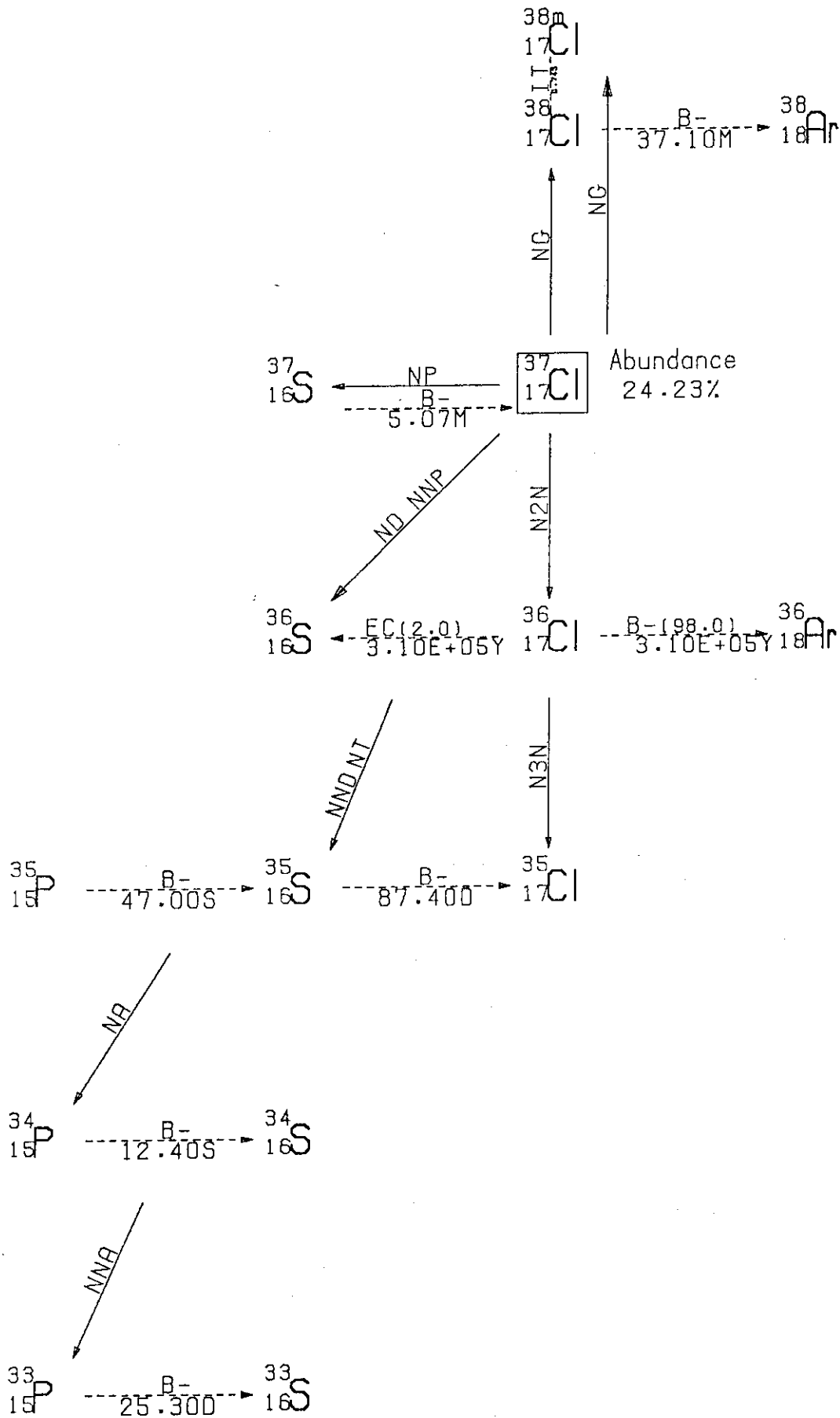
NUCLIDE	HALF LIFE	DECAY GAMMA-RAY ENERGY				
		YIELD (%)				
<sup>37</sup> <sub>16</sub> S	5.07 M	5.11E+05	3.10E+06	3.74E+06		
		0.00	94.20	0.22		
<sup>32</sup> <sub>14</sub> Si	6.20 S	5.11E+05	1.85E+06	1.43E+06	2.54E+06	4.16E+06
		0.00	100.00	13.10	5.90	6.70
<sup>33</sup> <sub>15</sub> P	25.30 D					
<sup>36</sup> <sub>16</sub> S	1.00 S					
<sup>32</sup> <sub>14</sub> Si	650.0 Y					
<sup>32</sup> <sub>15</sub> P	14.28 D					
<sup>33</sup> <sub>15</sub> P	47.00 S	5.11E+05	1.57E+06			
		0.00	99.70			
<sup>35</sup> <sub>16</sub> S	87.40 D					

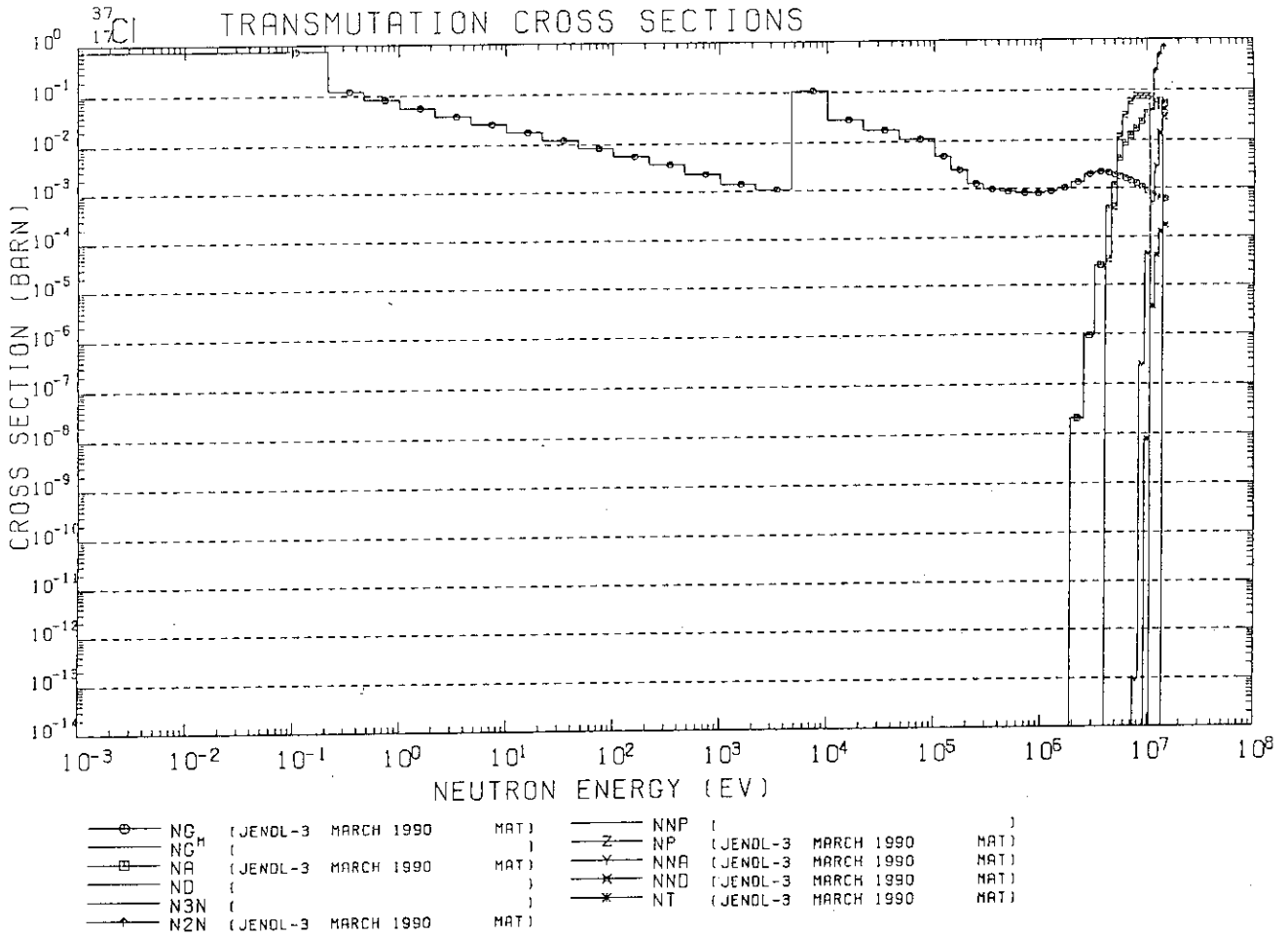




<sup>35</sup><sub>17</sub>Cl DECAY GAMMA-RAY TABLE

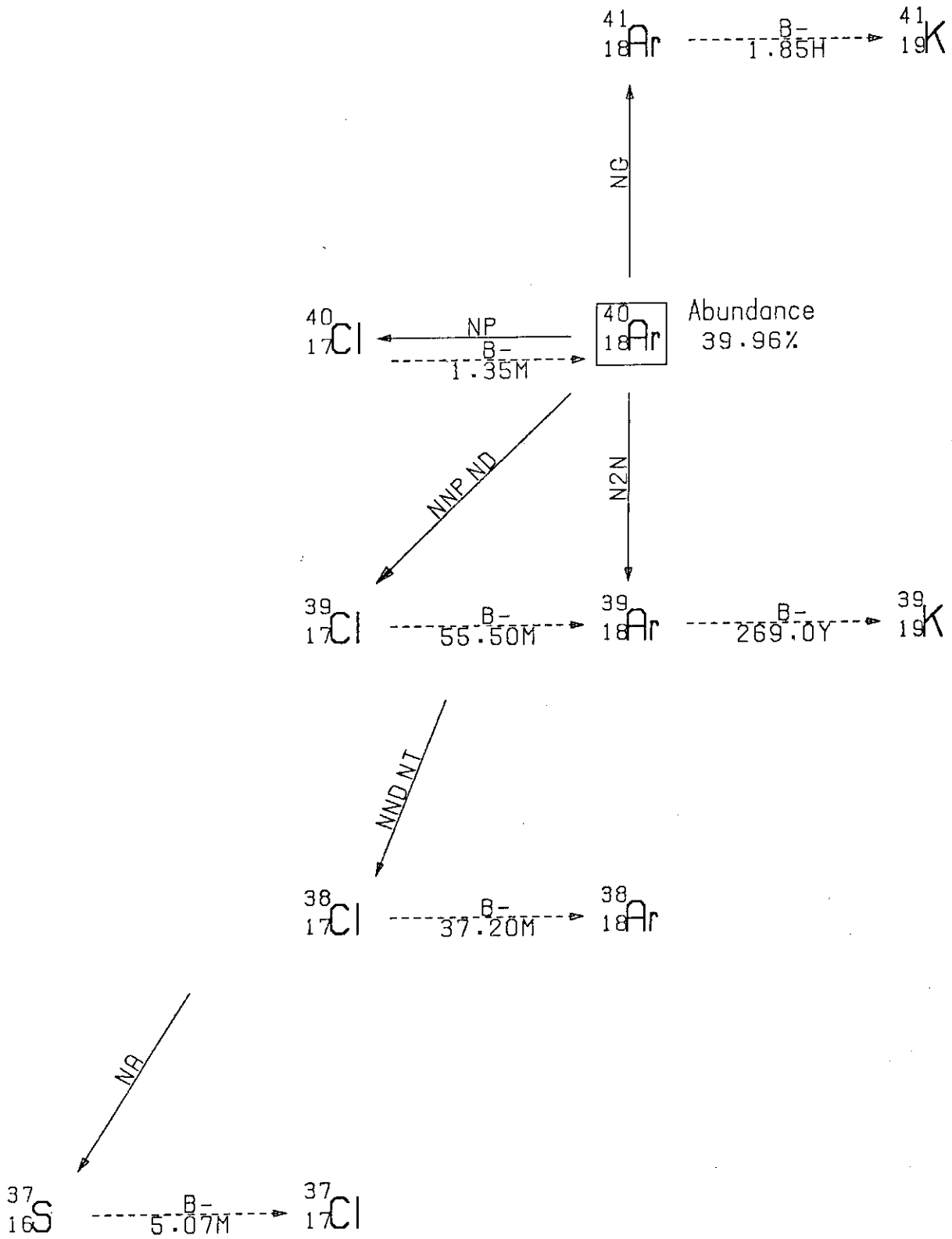
NUCLIDE	HALF LIFE	DECAY GAMMA-RAY ENERGY					
		YIELD (%)					
<sup>36</sup> <sub>17</sub> Cl	3.10E+05Y						
<sup>32</sup> <sub>15</sub> P	14.28 D						
<sup>33</sup> <sub>17</sub> Cl	2.90 S	5.11E+05	2.87E+06	1.97E+06	8.40E+05		
<sup>34m</sup> <sub>17</sub> Cl	31.99 M	200.00	0.57	0.56	0.55		
<sup>34</sup> <sub>17</sub> Cl	1.56 S	5.11E+05	2.13E+06	1.18E+06	3.30E+06	4.12E+05	1.99E+06
<sup>34</sup> <sub>17</sub> Cl	1.56 S	104.00	42.00	13.56	10.73	0.22	0.17
<sup>34</sup> <sub>17</sub> Cl	1.56 S	200.00					
<sup>35</sup> <sub>16</sub> S	87.90 D						

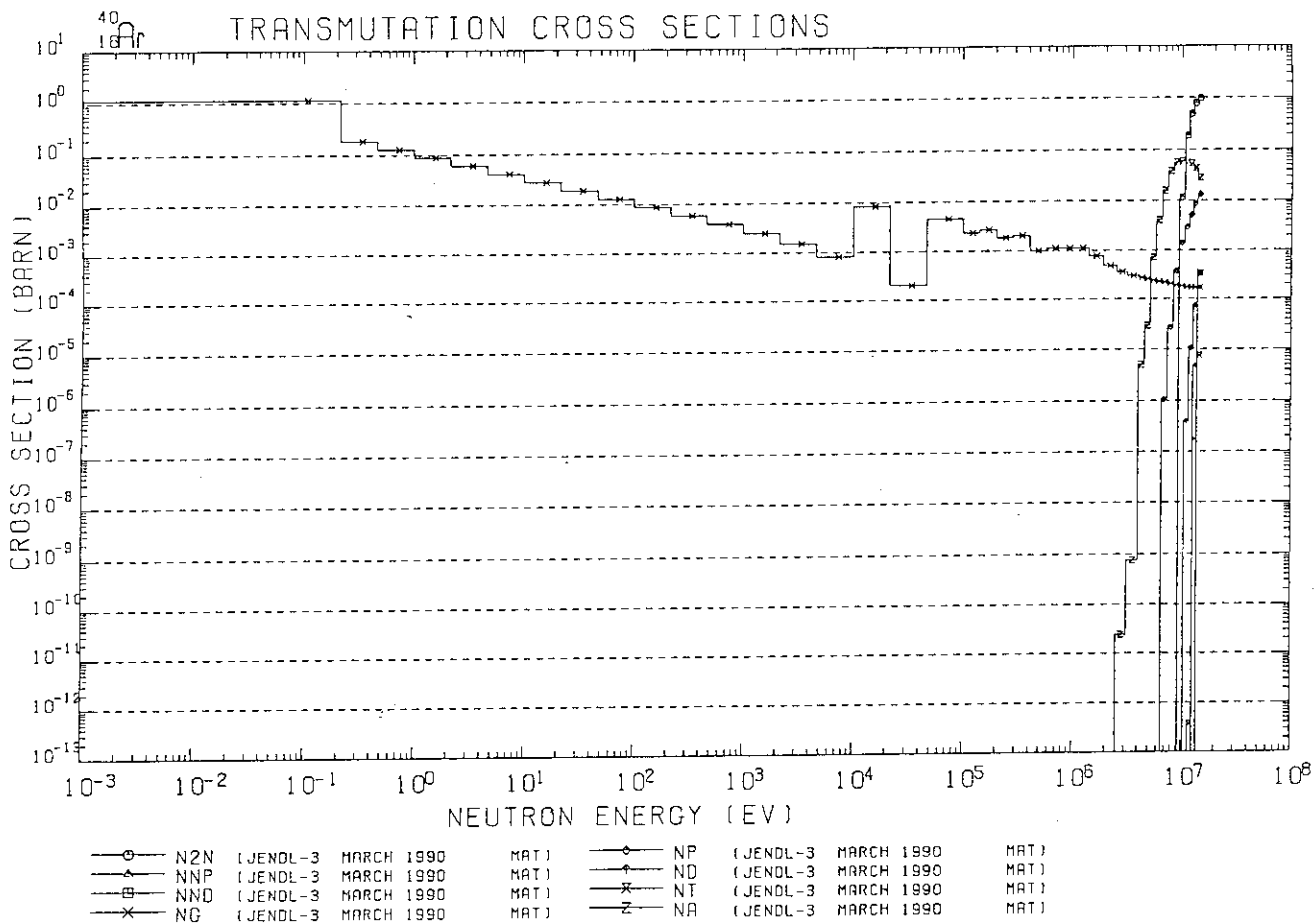




<sup>37</sup><sub>17</sub>Cl DECAY GAMMA-RAY TABLE

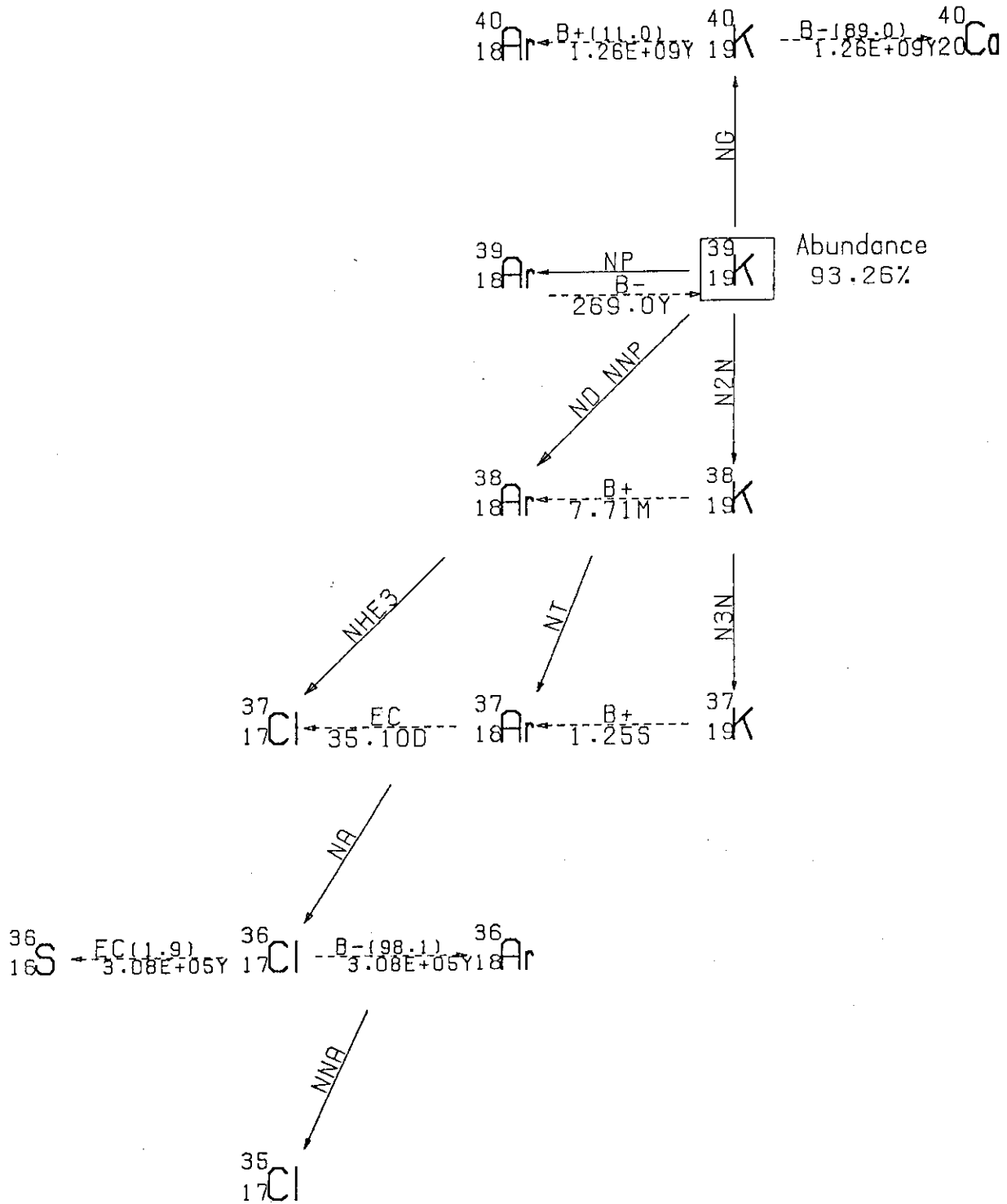
NUCLIDE	HALF LIFE	DECAY GAMMA-RAY ENERGY							
		YIELD (%)							
<sup>33</sup> <sub>15</sub> P	25.30 D								
<sup>35</sup> <sub>16</sub> S	87.40 D								
<sup>35</sup> <sub>15</sub> P	47.00 S	5.11E+05	1.57E+06						
<sup>38</sup> <sub>17</sub> Cl	0.74 S	5.11E+05	6.71E+05						
<sup>38</sup> <sub>17</sub> Cl	37.10 M	5.11E+05	2.17E+06	1.64E+06					
<sup>34</sup> <sub>15</sub> P	12.40 S	5.11E+05	2.13E+05	4.11E+05	1.99E+06	4.07E+06	1.79E+06	1.95E+06	
<sup>36</sup> <sub>17</sub> Cl	3.10E+05Y								
<sup>37</sup> <sub>16</sub> S	5.07 M	5.11E+05	5.10E+06	3.74E+06					

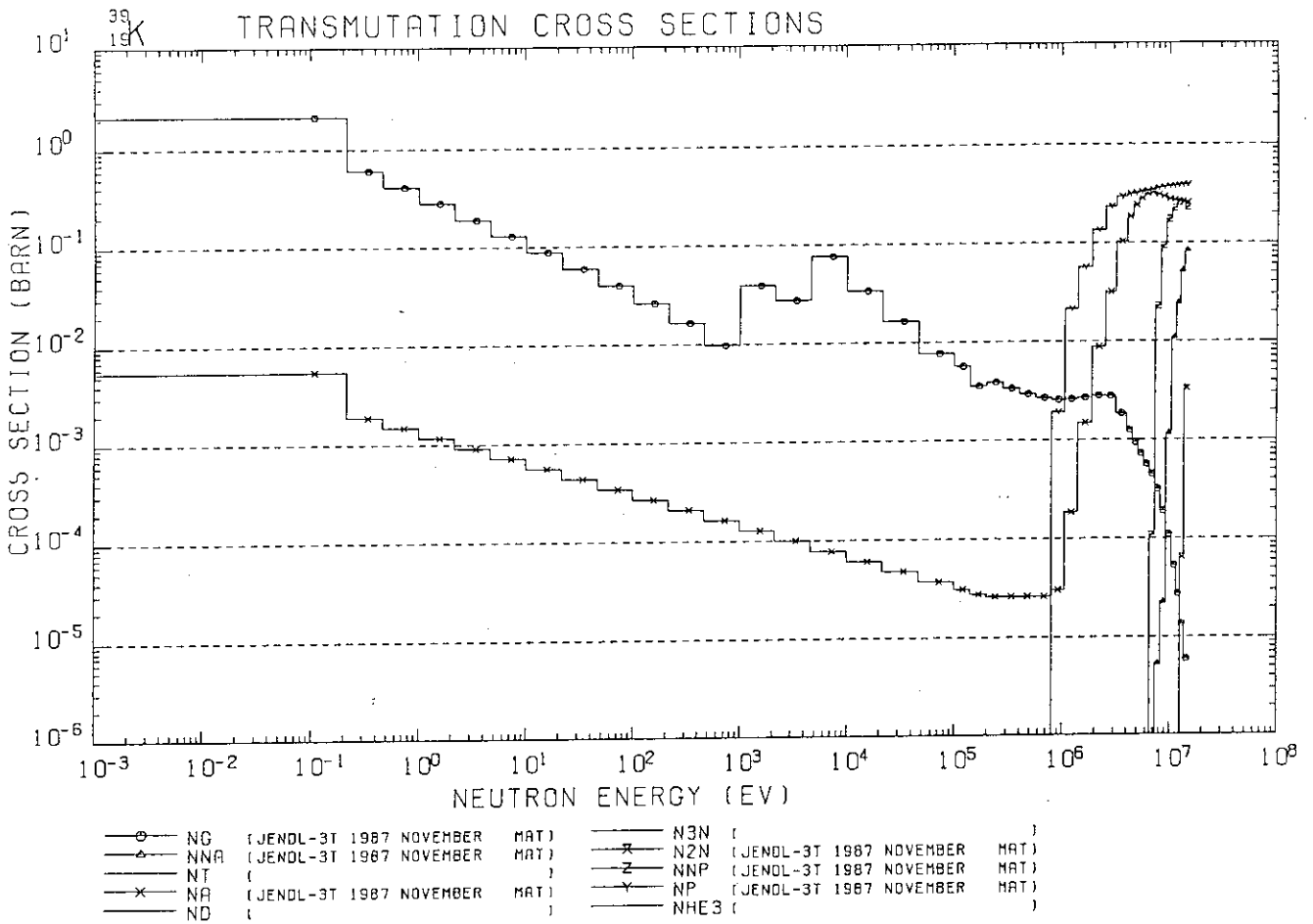




<sup>40</sup><sub>18</sub>Ar DECAY GAMMA-RAY TABLE

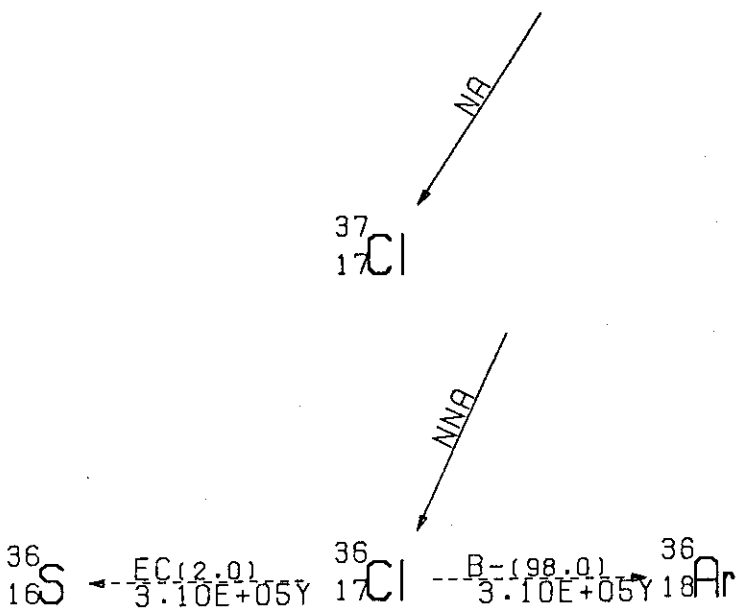
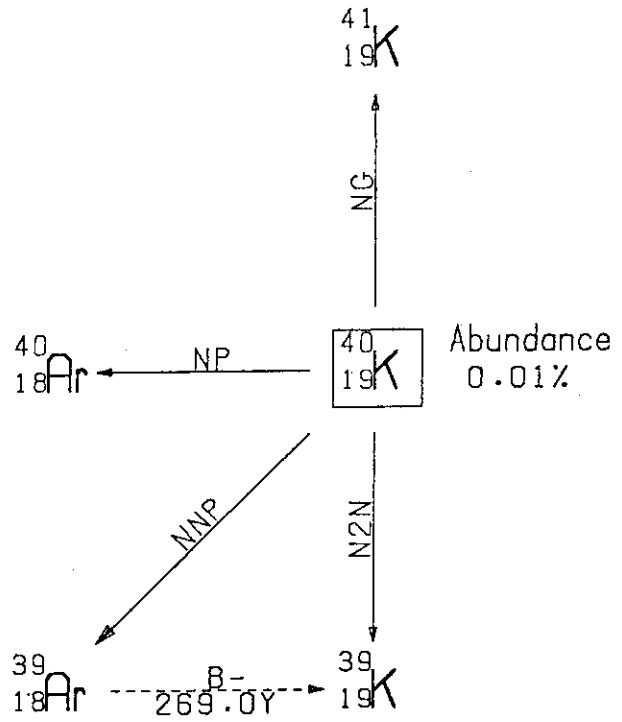
NUCLIDE	HALF LIFE	DECAY GAMMA-RAY ENERGY									
		YIELD (%)									
<sup>39</sup> <sub>18</sub> Ar	268.0 Y										
<sup>39</sup> <sub>17</sub> Cl	55.50 M	5.11E+05	1.27E+06	2.60E+06	1.62E+06	1.31E+06	1.09E+06	9.86E+05	1.56E+05	1.24E+06	2.09E+06
<sup>38</sup> <sub>17</sub> Cl	37.20 M	0.00	54.30	47.05	36.57	29.11	2.56	2.18	0.32	0.12	0.08
<sup>41</sup> <sub>18</sub> Ar	1.85 H	5.11E+05	1.29E+06	1.68E+06							
<sup>37</sup> <sub>16</sub> S	5.07 M	5.11E+05	3.10E+06	3.74E+05							
<sup>40</sup> <sub>17</sub> Cl	1.35 M	0.00	94.20	0.22							

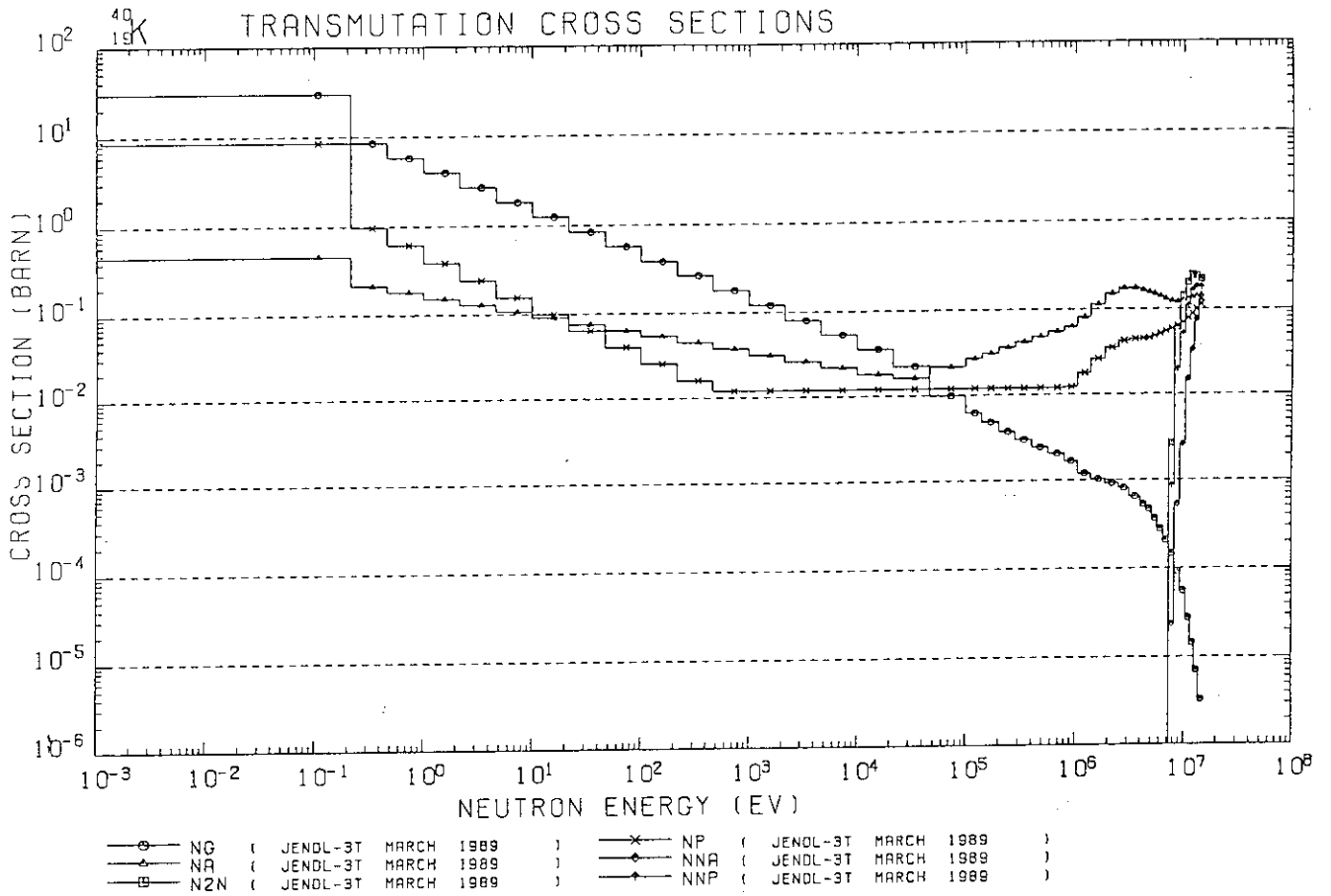




<sup>39</sup><sub>19</sub>K DECAY GAMMA-RAY TABLE

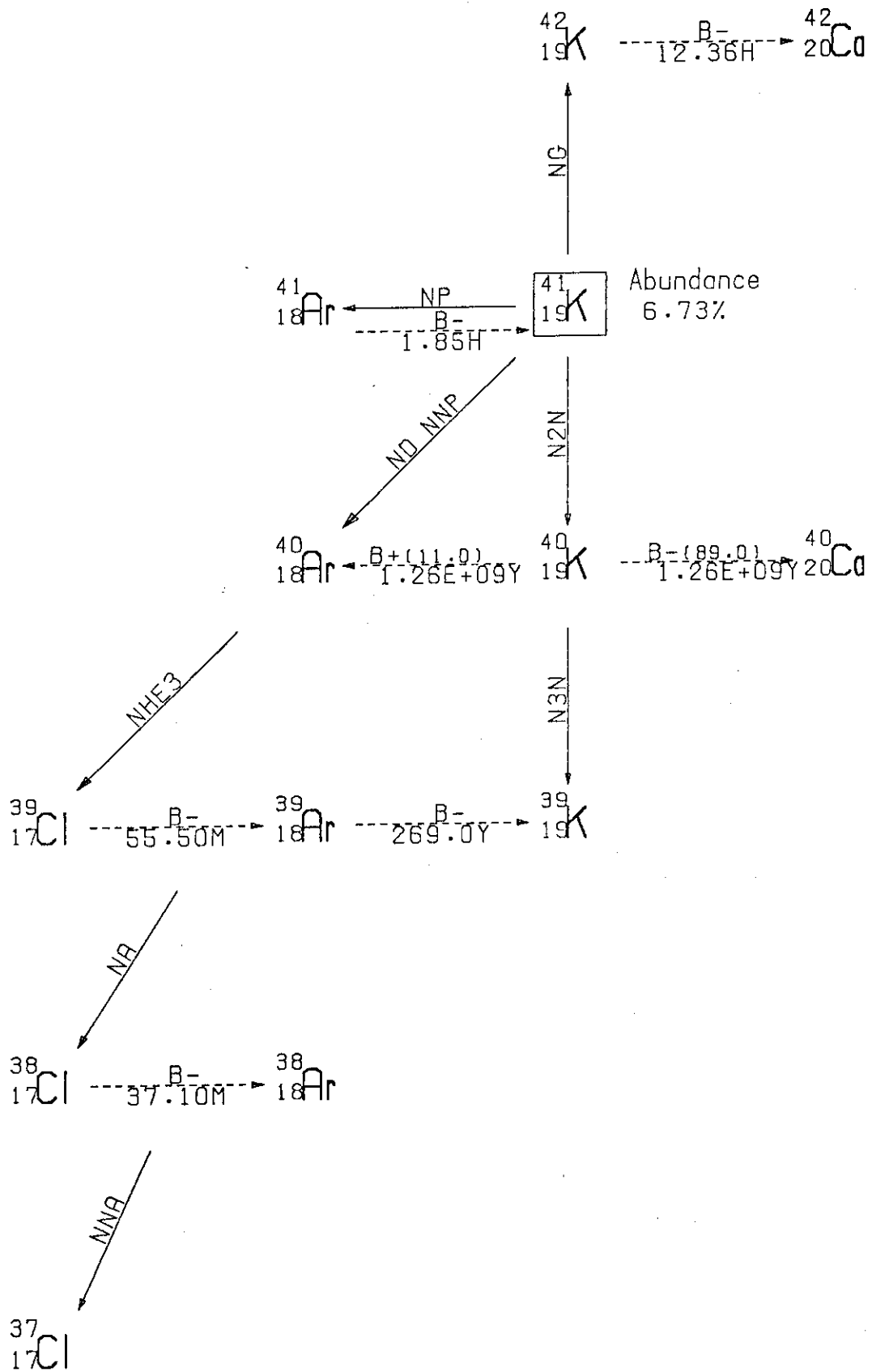
NUCLIDE	HALF LIFE	DECAY GAMMA-RAY ENERGY		
		YIELD (%)		
<sup>40</sup> <sub>19</sub> K	1.26E+09Y	5.11E+05	1.46E+06	
		0.00	10.67	
<sup>36</sup> <sub>17</sub> Cl	3.08E+05Y			
<sup>37</sup> <sub>19</sub> K	1.25 S	5.11E+05	2.79E+06	
		200.00	2.00	
<sup>37</sup> <sub>18</sub> Ar	35.10 D			
<sup>38</sup> <sub>19</sub> K	7.71 M	5.11E+05	2.17E+06	3.94E+06
		200.00	89.80	0.20
<sup>39</sup> <sub>18</sub> Ar	269.0 Y			

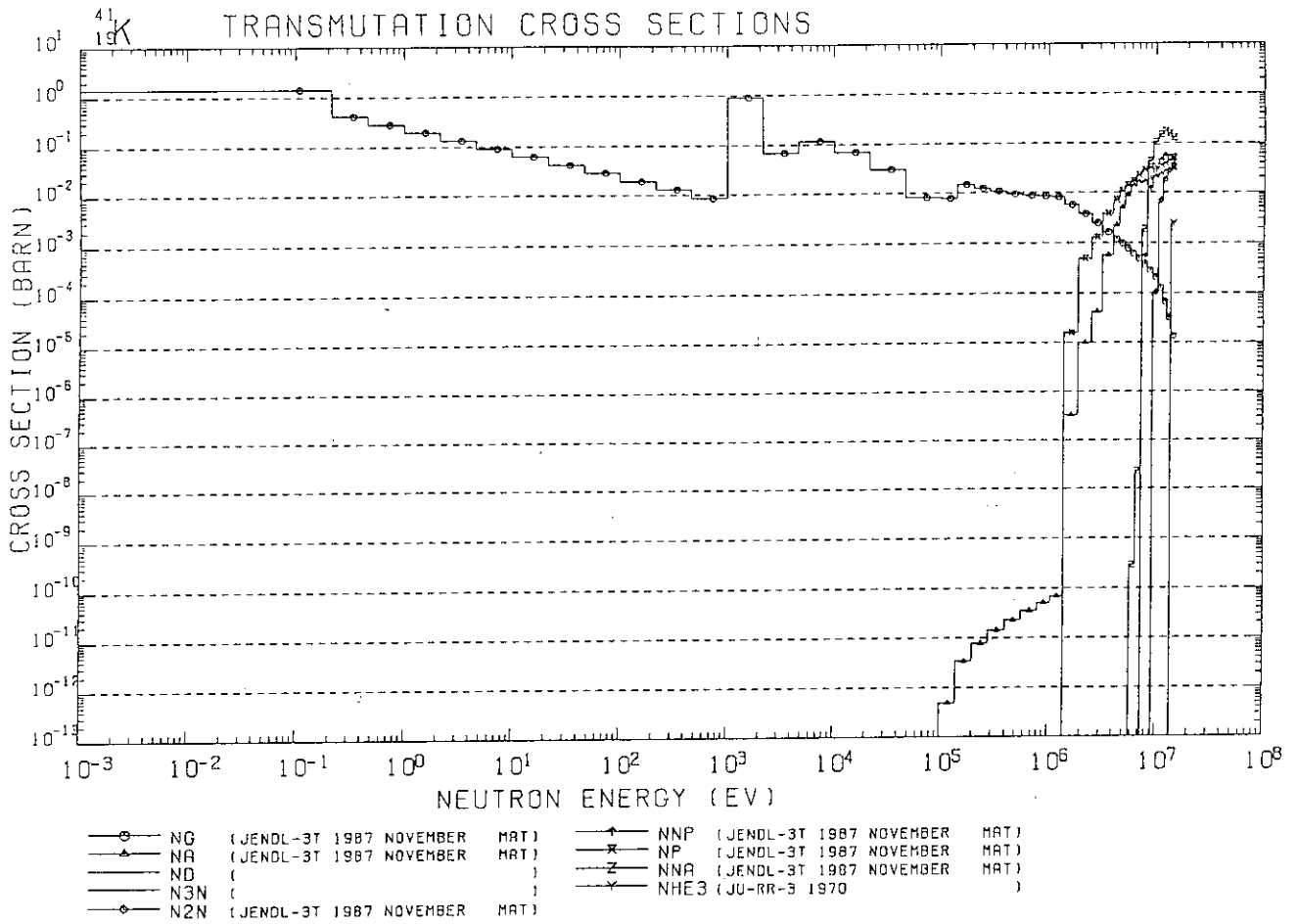




<sup>40</sup><sub>19</sub>K DECAY GAMMA-RAY TABLE

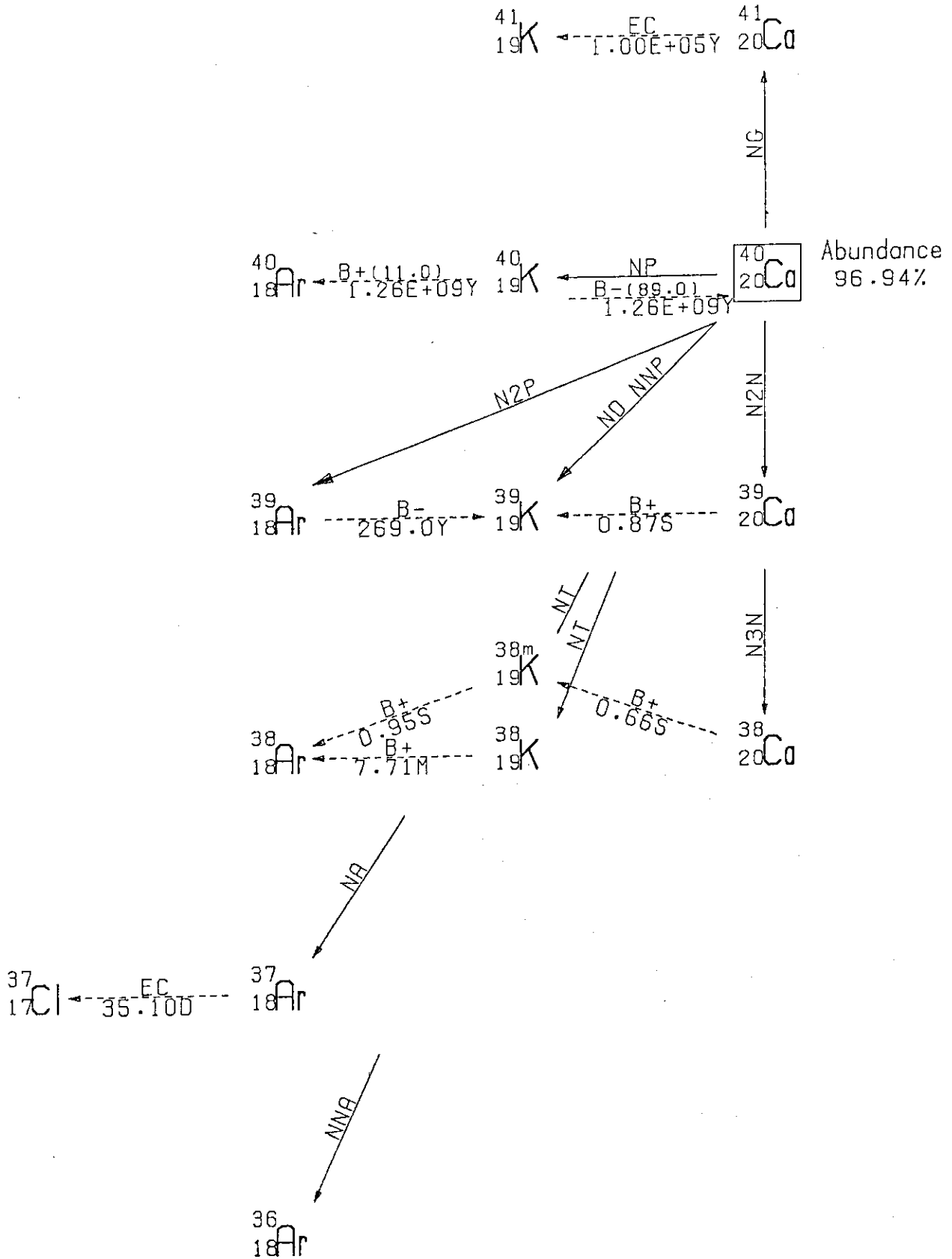
NUCLIDE	HALF LIFE	DECAY GAMMA-RAY ENERGY	
		YIELD (%)	
<sup>36</sup> <sub>17</sub> Cl	3.10E+05Y		
<sup>39</sup> <sub>18</sub> Ar	269.0 Y		

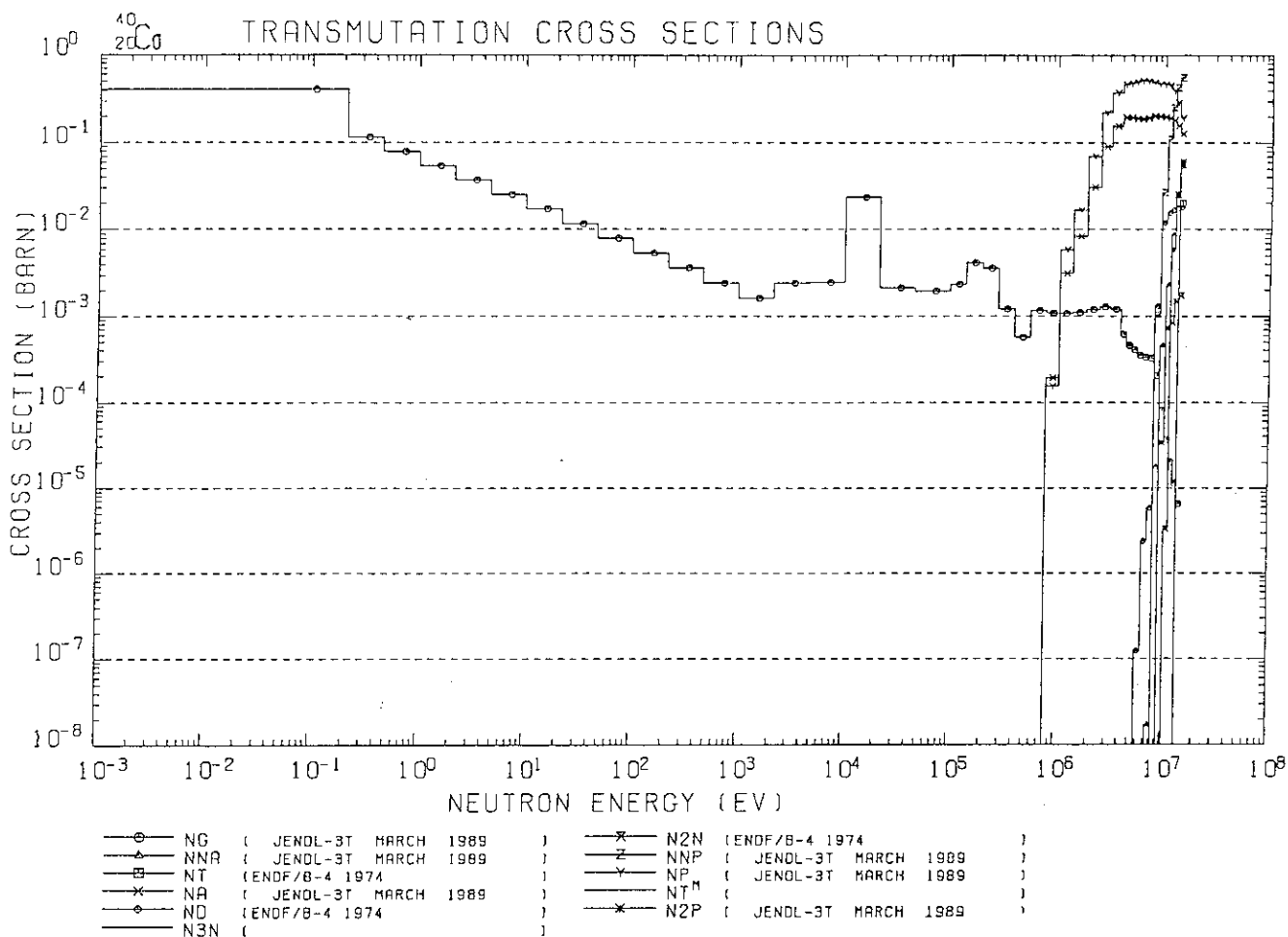




<sup>41</sup><sub>19</sub>K DECAY GAMMA-RAY TABLE

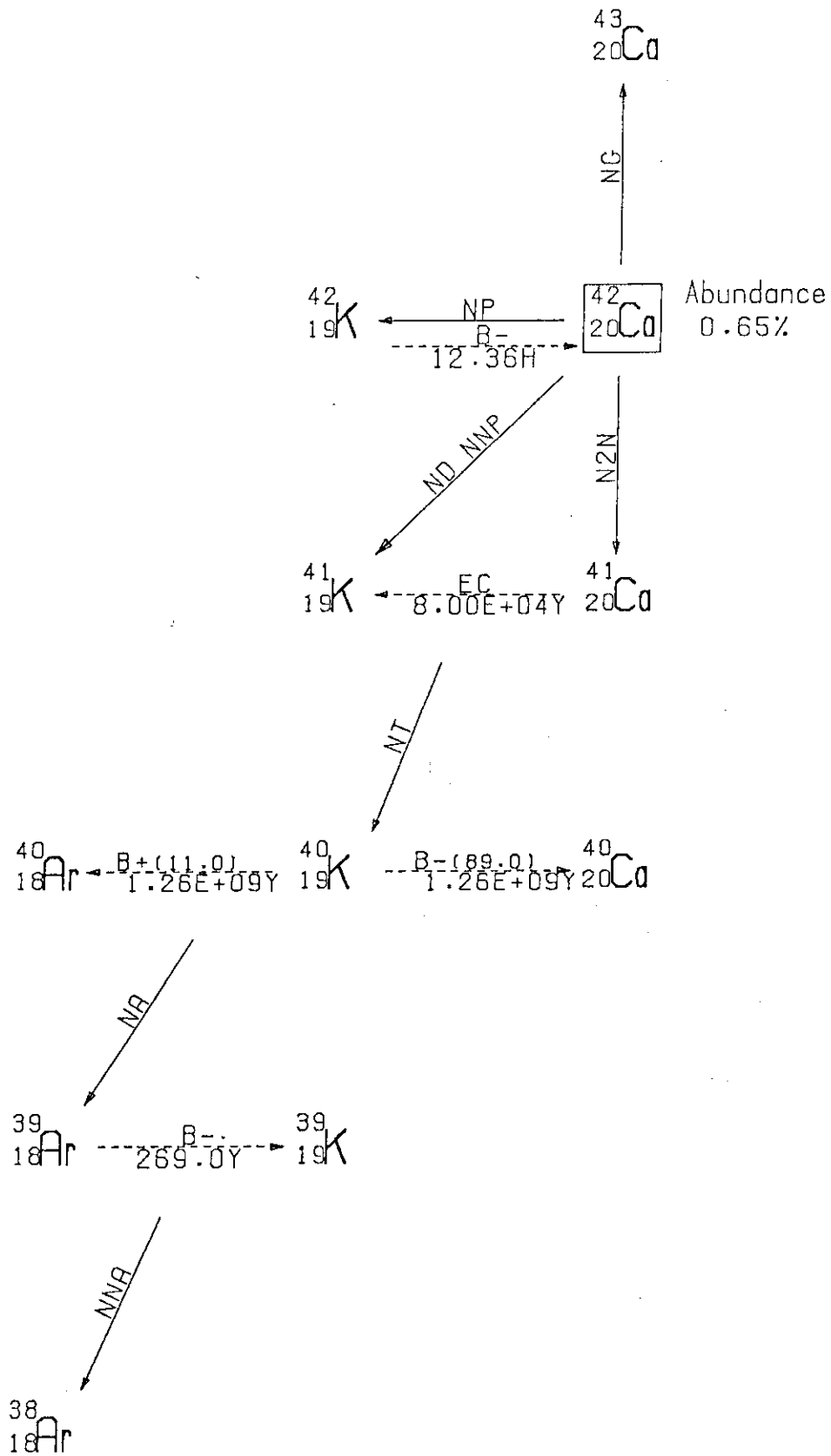
NUCLIDE	HALF LIFE	DECAY GAMMA-RAY ENERGY									
		YIELD (%)									
<sup>39</sup> <sub>17</sub> Cl	55.50 M	5.11E+05	1.27E+06	2.80E+05	1.52E+06	1.31E+06	1.09E+06	9.86E+05	1.56E+06	1.24E+06	2.09E+06
		0.00	54.30	47.05	38.57	29.11	2.56	2.18	0.32	0.12	0.06
<sup>42</sup> <sub>19</sub> K	12.36 H	5.11E+05	1.52E+06	3.19E+05							
		0.00	18.80	0.35							
<sup>38</sup> <sub>17</sub> Cl	37.10 M	5.11E+05	2.17E+06	1.84E+06							
		0.00	42.00	32.40							
<sup>40</sup> <sub>19</sub> K	1.26E+09Y	5.11E+05	1.46E+06								
		0.00	10.67								
<sup>41</sup> <sub>18</sub> Ar	1.85 H	5.11E+05	1.29E+06	1.88E+06							
		0.00	99.16	0.05							
<sup>39</sup> <sub>18</sub> Ar	269.0 Y										

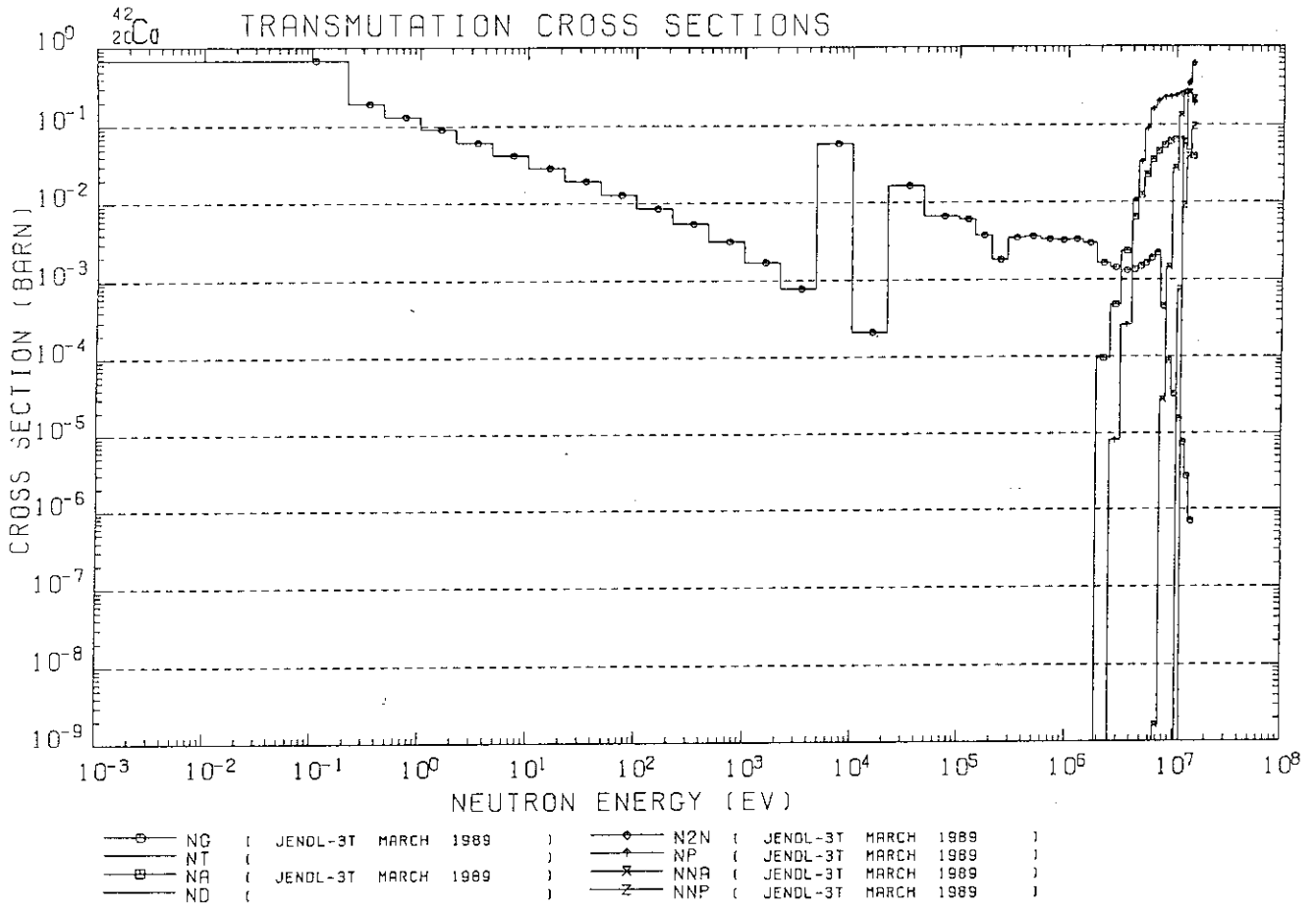




<sup>40</sup><sub>20</sub>Co DECAY GAMMA-RAY TABLE

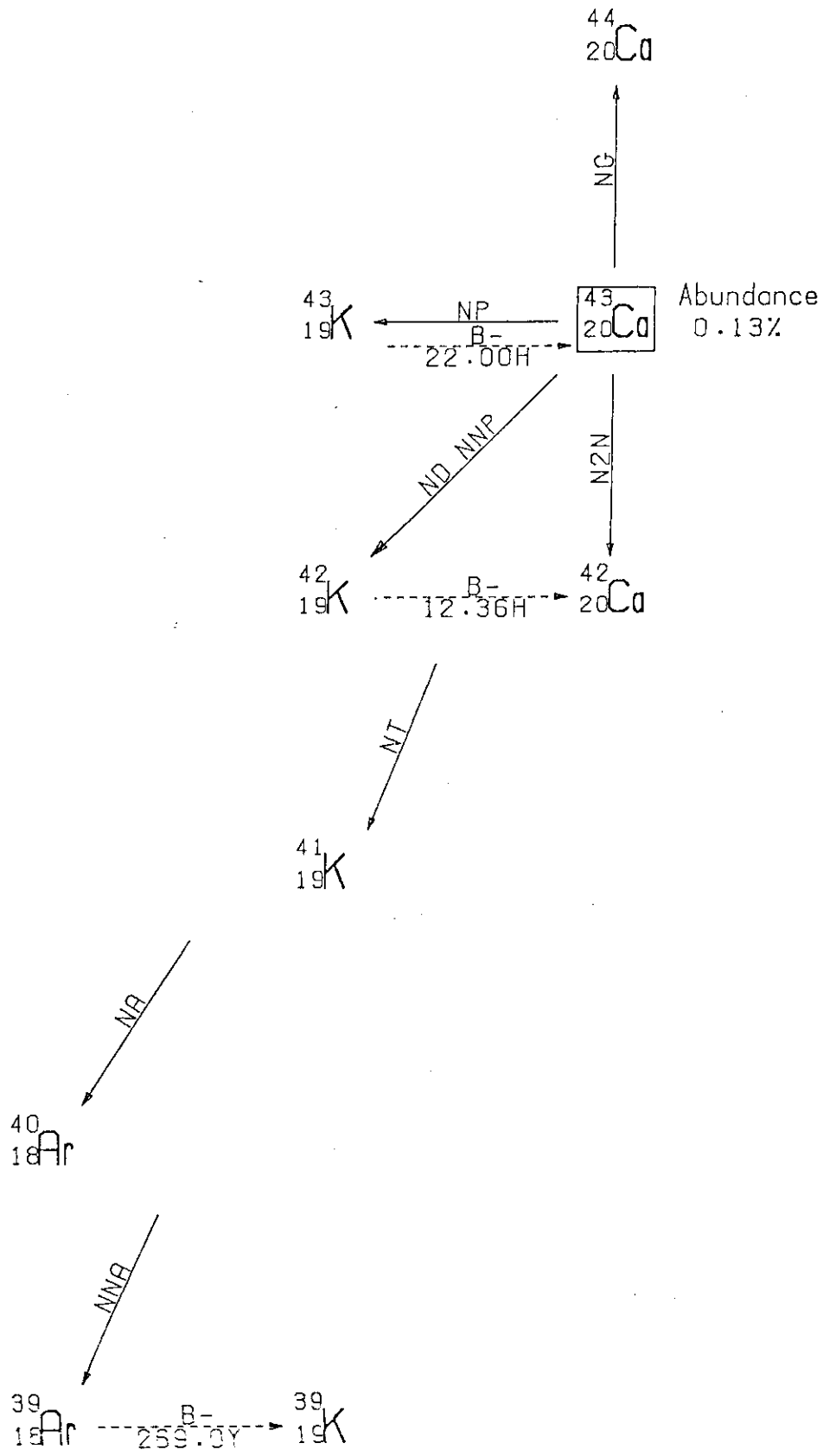
NUCLIDE	HALF LIFE	DECAY GAMMA-RAY ENERGY		
		YIELD (%)		
<sup>41</sup> <sub>20</sub> Co	1.00E+05Y			
<sup>38</sup> <sub>19</sub> K	7.71 M	5.11E+05	2.17E+06	3.84E+06
		200.00	99.80	0.20
<sup>37</sup> <sub>18</sub> Ar	35.10 D			
<sup>38</sup> <sub>20</sub> Co	0.66 S	5.11E+05	1.57E+06	3.21E+06
		200.00	25.00	0.60
<sup>38m</sup> <sub>19</sub> K	0.95 S	5.11E+05		
		200.00		
<sup>39</sup> <sub>20</sub> Co	0.87 S	5.11E+05		
		200.00		
<sup>40</sup> <sub>19</sub> K	1.26E+09Y	5.11E+05	1.48E+06	
		0.00	10.67	
<sup>39</sup> <sub>18</sub> Ar	269.0 Y			

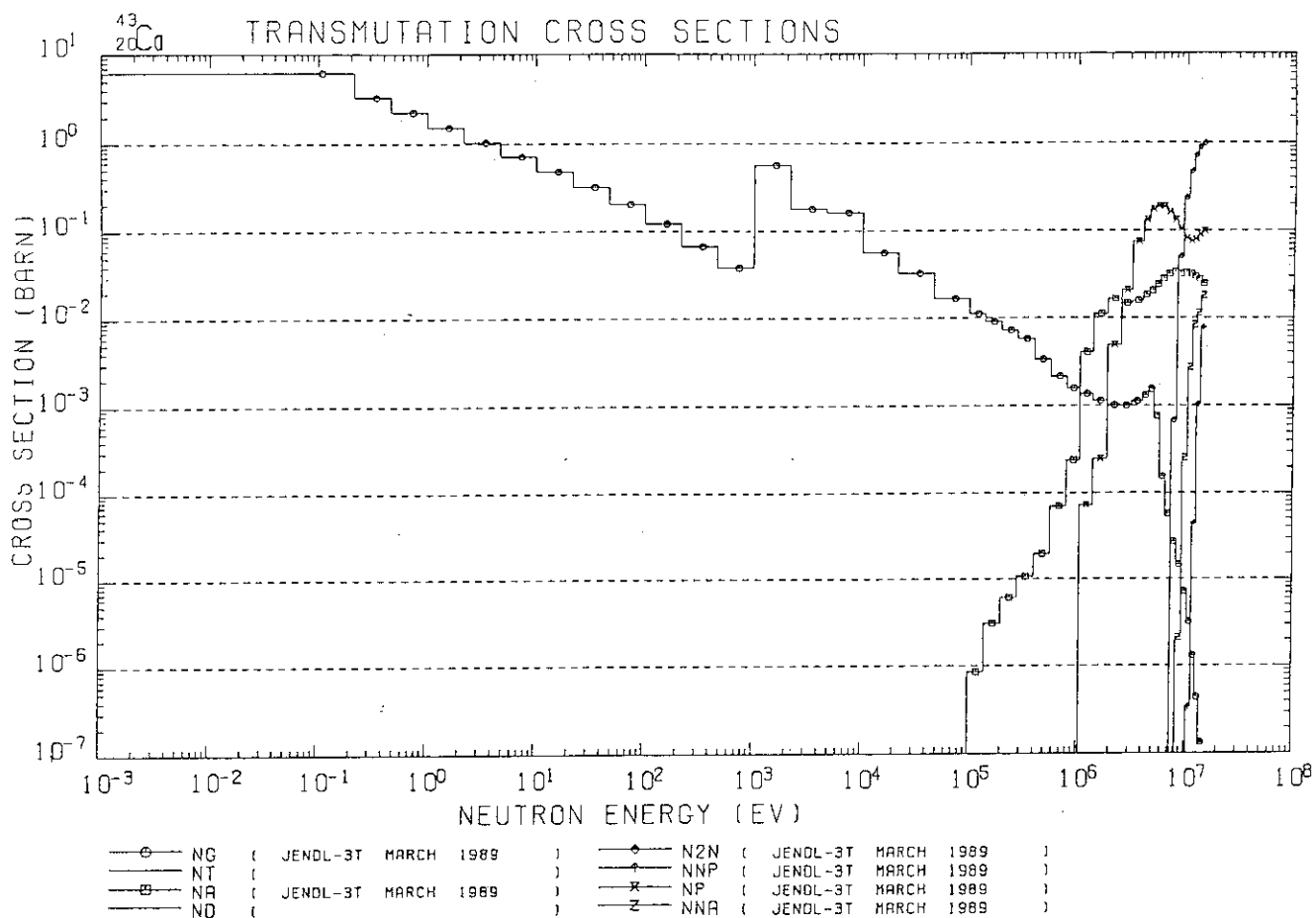




<sup>42</sup><sub>20</sub>Ca DECAY GAMMA-RAY TABLE

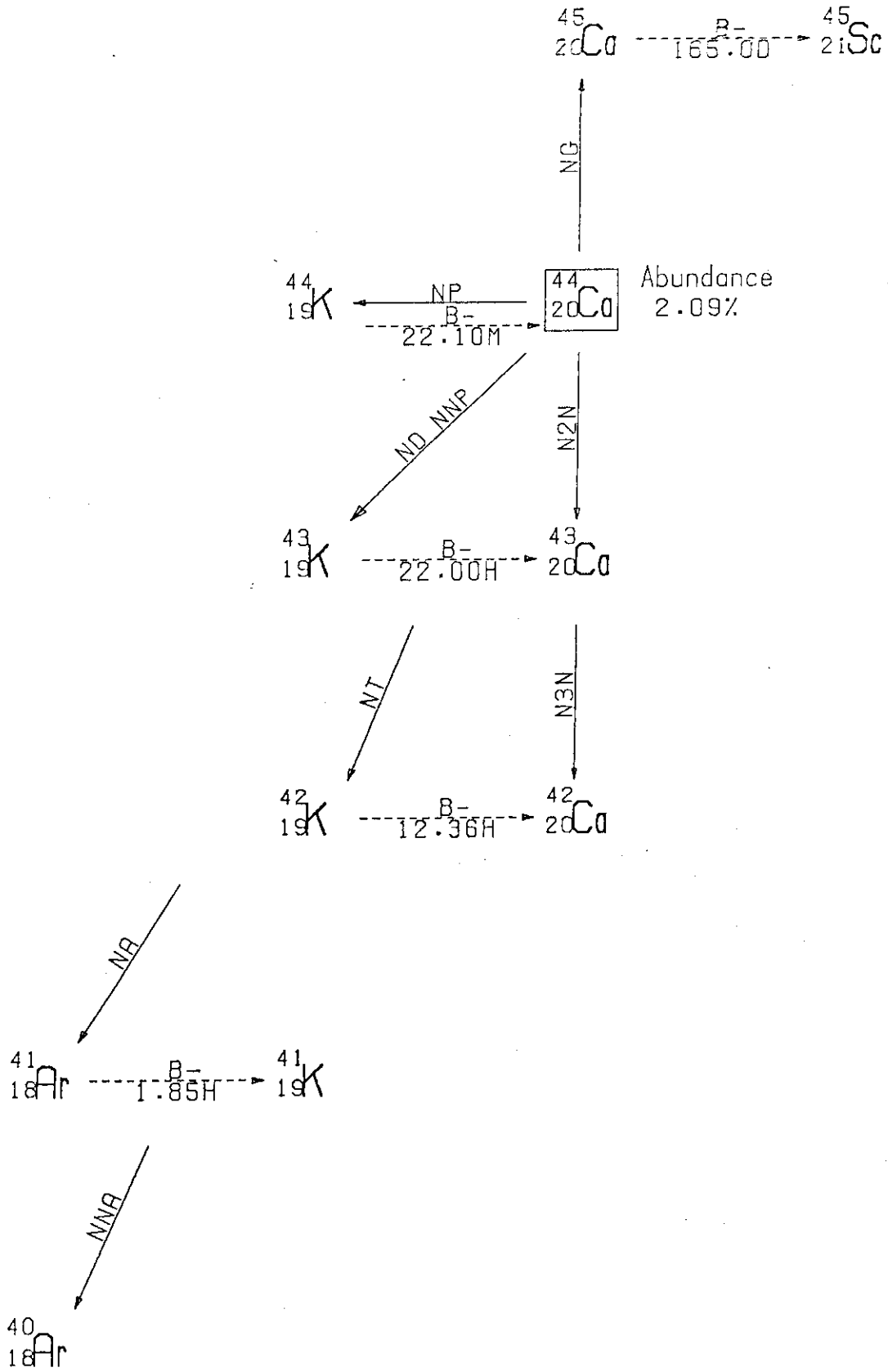
NUCLIDE	HALF LIFE	DECAY GAMMA-RAY ENERGY		
		YIELD (%)		
<sup>40</sup> <sub>19</sub> K	1.26E+09Y	5.11E+05	1.46E+06	
		0.00	10.67	
<sup>39</sup> <sub>18</sub> Ar	269.0 Y			
<sup>41</sup> <sub>20</sub> Ca	8.00E+04Y			
<sup>42</sup> <sub>19</sub> K	12.36 H	5.11E+05	1.52E+06	3.13E+05
		0.00	18.80	0.35

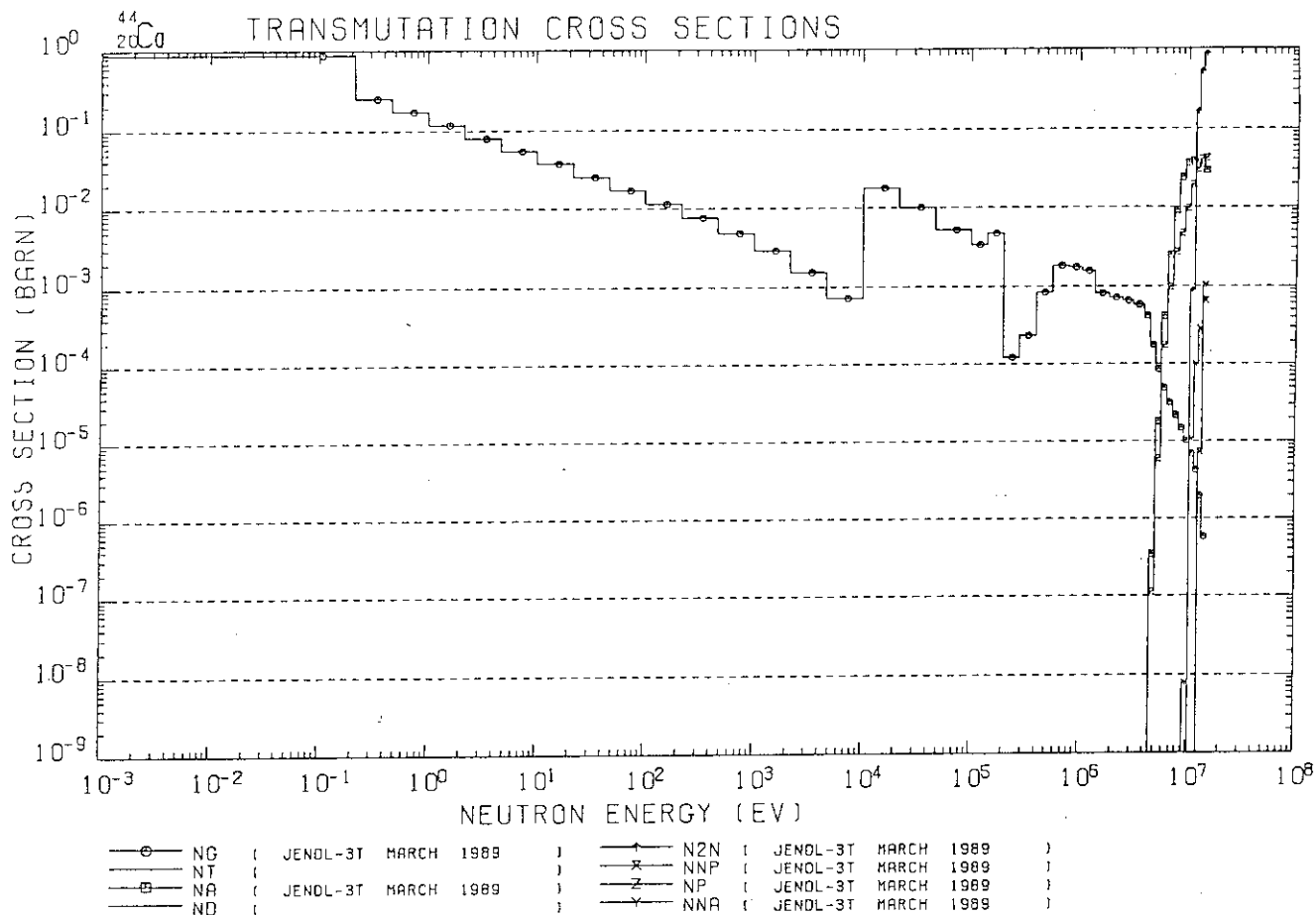




<sup>43</sup><sub>20</sub>Ca DECAY GAMMA-RAY TABLE

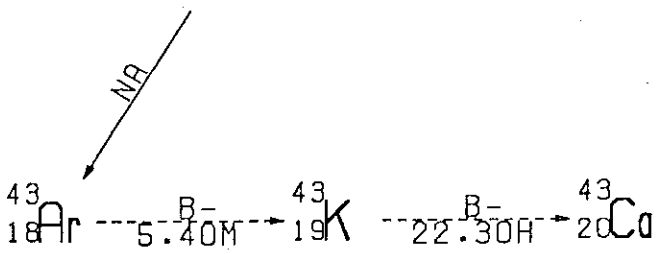
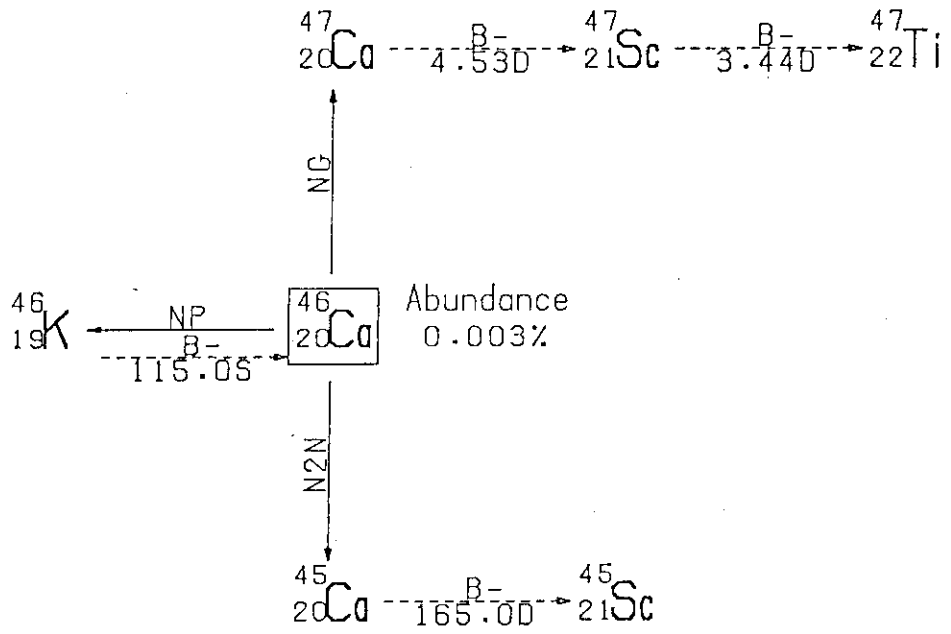
NUCLIDE	HALF LIFE	DECAY GAMMA-RAY ENERGY									
		YIELD (%)									
<sup>42</sup> <sub>19</sub> K	12.36 H	5.11E+05	1.82E+06	3.19E+06							
		0.00	18.80	0.35							
<sup>43</sup> <sub>19</sub> K	22.00 H	5.11E+05	3.73E+05	6.18E+05	3.87E+05	5.94E+05	2.21E+06	1.02E+06	9.88E+05	1.84E+05	1.02E+06
		0.00	87.80	80.00	11.50	11.10	4.13	1.89	0.33	0.27	0.16
<sup>39</sup> <sub>18</sub> Ar	269.0 Y										

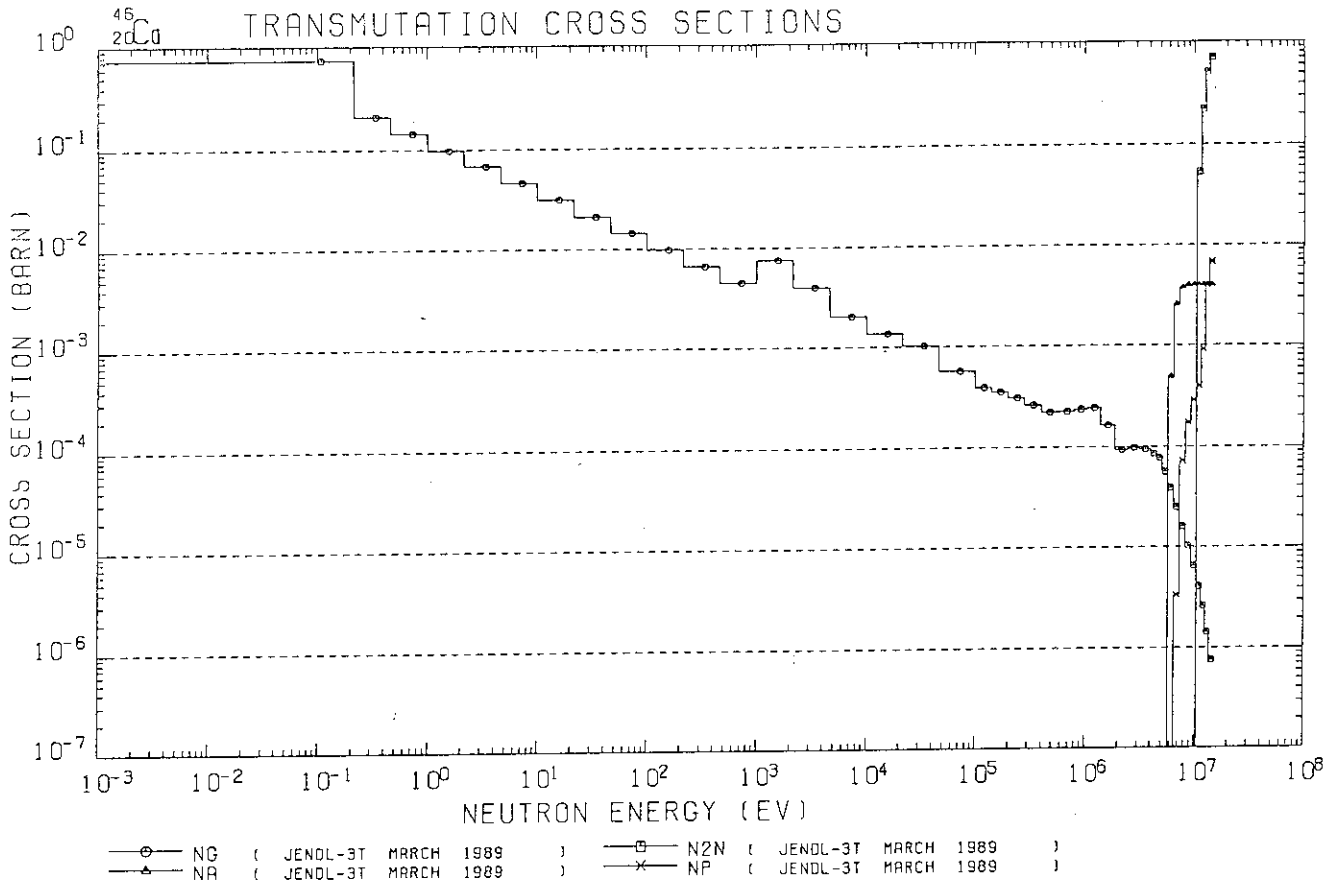




<sup>44</sup><sub>20</sub>Cd DECAY GAMMA-RAY TABLE

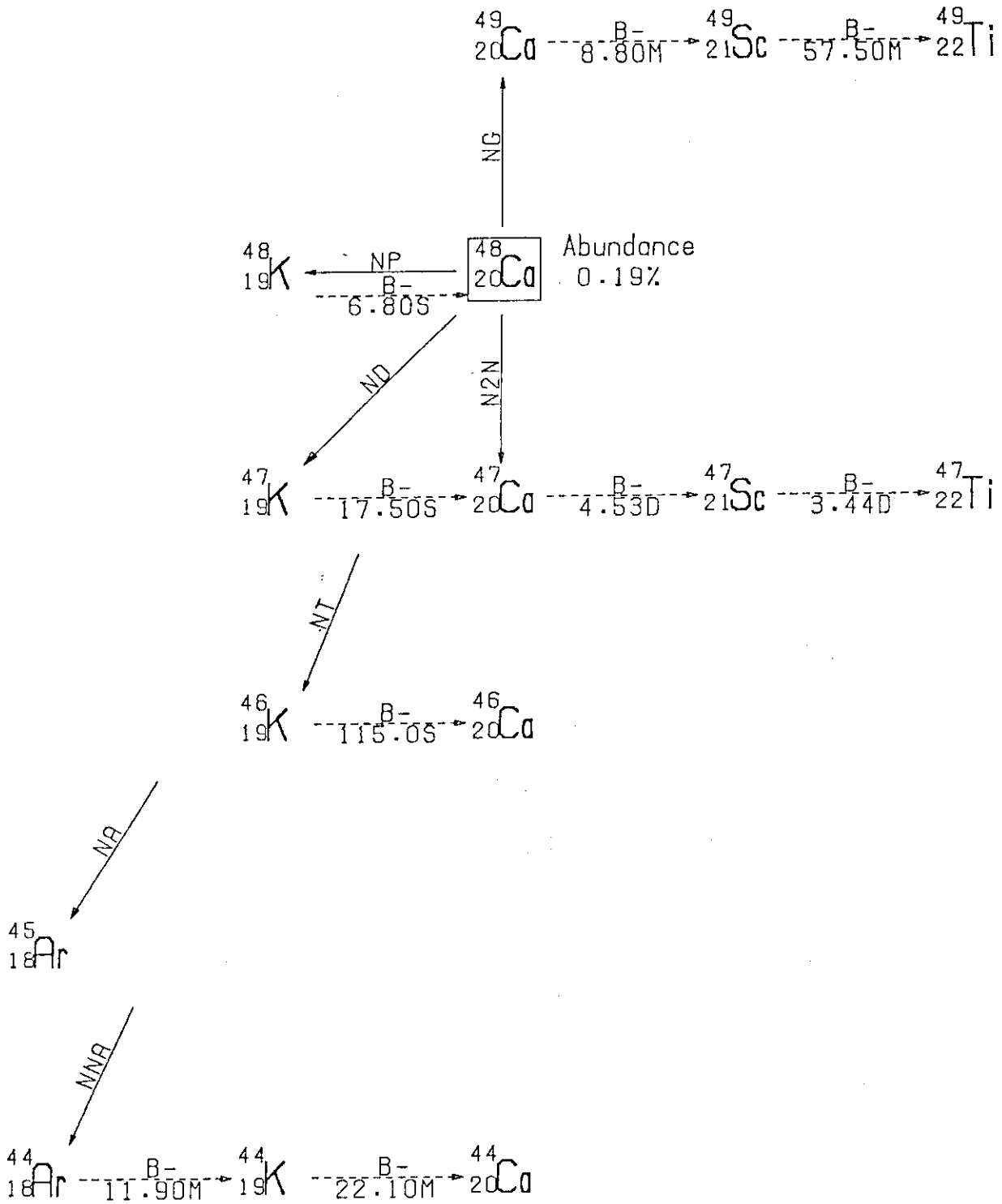
NUCLIDE	HALF LIFE	DECAY GAMMA-RAY ENERGY										
		YIELD (%)										
<sup>45</sup> <sub>20</sub> Cd	165.0 D											
<sup>42</sup> <sub>19</sub> K	12.36 H	5.11E+05	1.52E+06	3.13E+05								
		0.00	18.80	0.35								
<sup>41</sup> <sub>18</sub> Ar	1.85 H	5.11E+05	1.29E+06	1.68E+06								
		0.00	99.16	0.05								
<sup>43</sup> <sub>19</sub> K	22.00 H	5.11E+05	3.73E+05	5.18E+05	3.87E+05	5.94E+05	2.21E+05	1.02E+06	9.88E+05	1.84E+05	1.02E+06	
		0.00	87.80	80.00	11.50	11.10	4.13	1.89	0.33	0.27	0.16	
<sup>44</sup> <sub>19</sub> K	22.10 H	5.11E+05	2.52E+05	1.60E+05	1.13E+05	1.02E+05	3.55E+05	1.76E+05	1.75E+05	7.28E+05	6.51E+05	
		0.00	98.54	79.81	77.28	57.85	61.95	58.00	41.29	38.40	30.74	

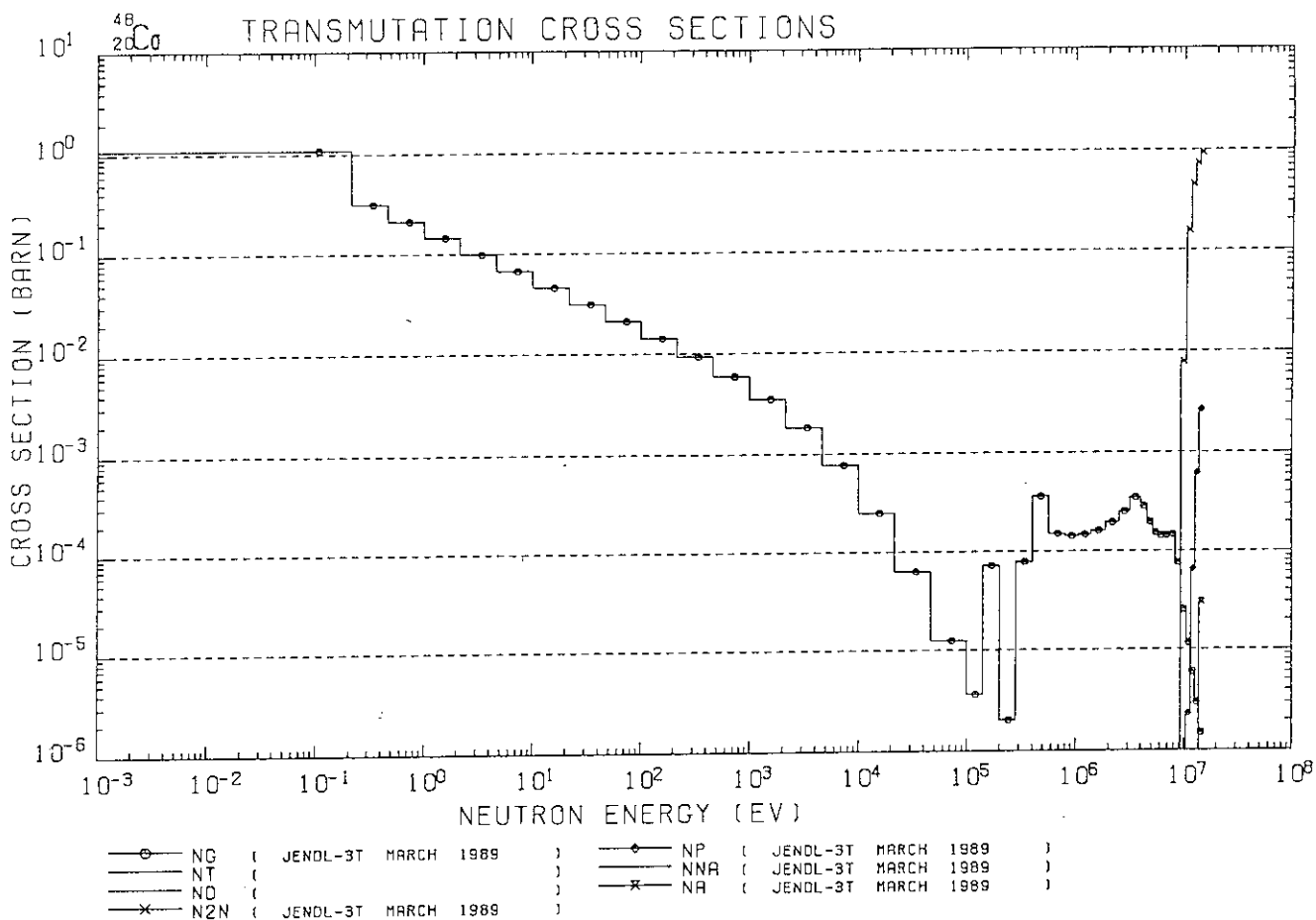




<sup>46</sup><sub>20</sub>Ca DECAY GAMMA-RAY TABLE

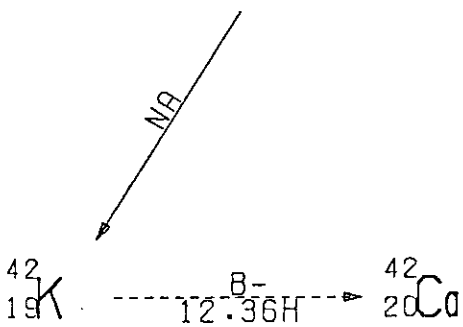
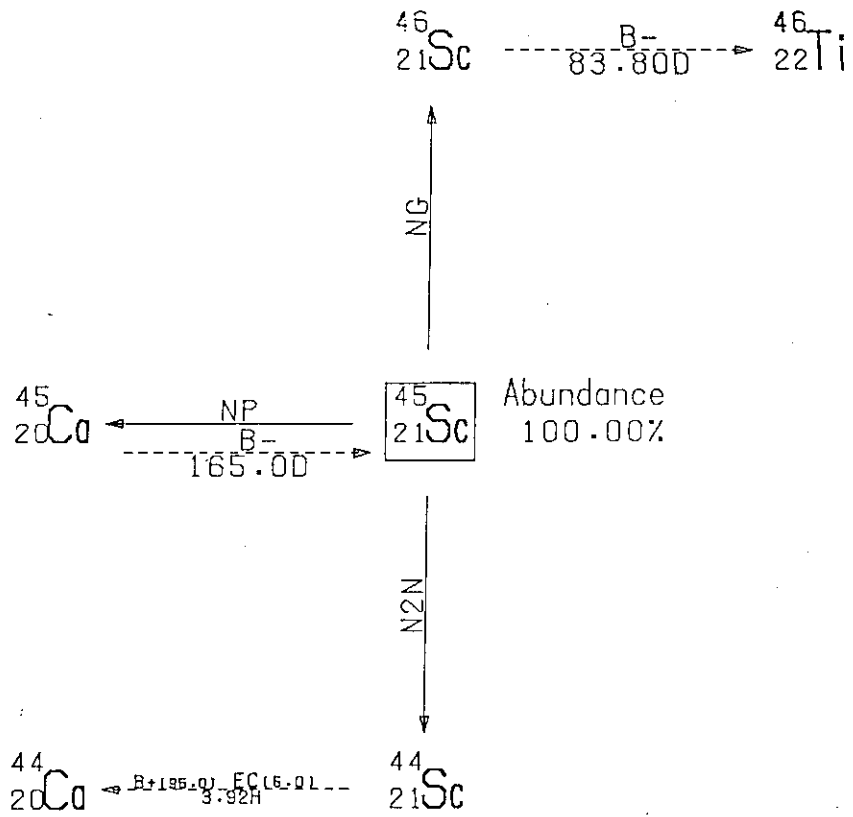
NUCLIDE	HALF LIFE	DECAY GAMMA-RAY ENERGY									
		YIELD (%)									
<sup>47</sup> <sub>20</sub> Ca	4.53 D	5.11E+05	1.30E+06	4.89E+05	8.08E+05	7.87E+05	5.31E+05				
		0.00	77.00	6.89	6.83	0.20	0.10				
<sup>47</sup> <sub>21</sub> Sc	3.44 D	5.11E+05	1.59E+05								
		0.00	68.50								
<sup>45</sup> <sub>20</sub> Ca	165.0 D	5.11E+05	9.75E+05	7.39E+05	1.44E+06	2.35E+06	1.37E+06	1.21E+06	8.80E+05	2.34E+08	4.79E+05
		0.00	100.00	43.00	39.00	28.00	19.00	17.00	13.00	11.00	10.00
<sup>43</sup> <sub>18</sub> Ar	5.40 M	6.11E+05	3.73E+05	5.18E+05	3.97E+05	5.94E+05	2.21E+05	1.02E+06	9.88E+05	1.84E+05	1.02E+06
		0.00	87.80	80.00	11.50	11.10	4.13	1.89	0.33	0.27	0.16
<sup>46</sup> <sub>19</sub> K	115.0 S	5.11E+05	1.35E+06	3.70E+06	3.02E+06	2.27E+06	1.78E+06	1.67E+06	1.44E+06		
		0.00	91.40	28.42	9.60	8.69	8.41	4.76	2.92		

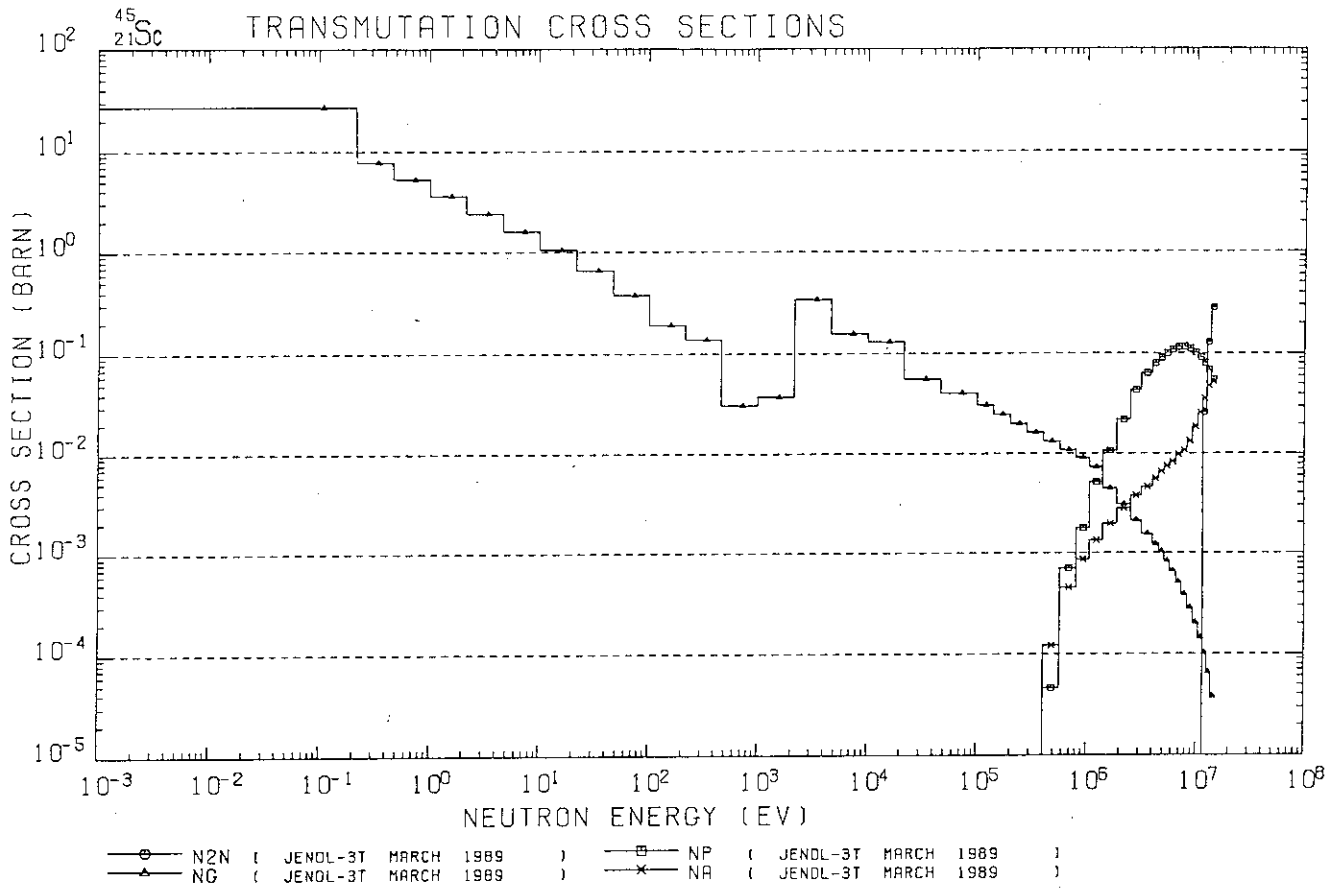




<sup>48</sup><sub>20</sub>Ca DECAY GAMMA-RAY TABLE

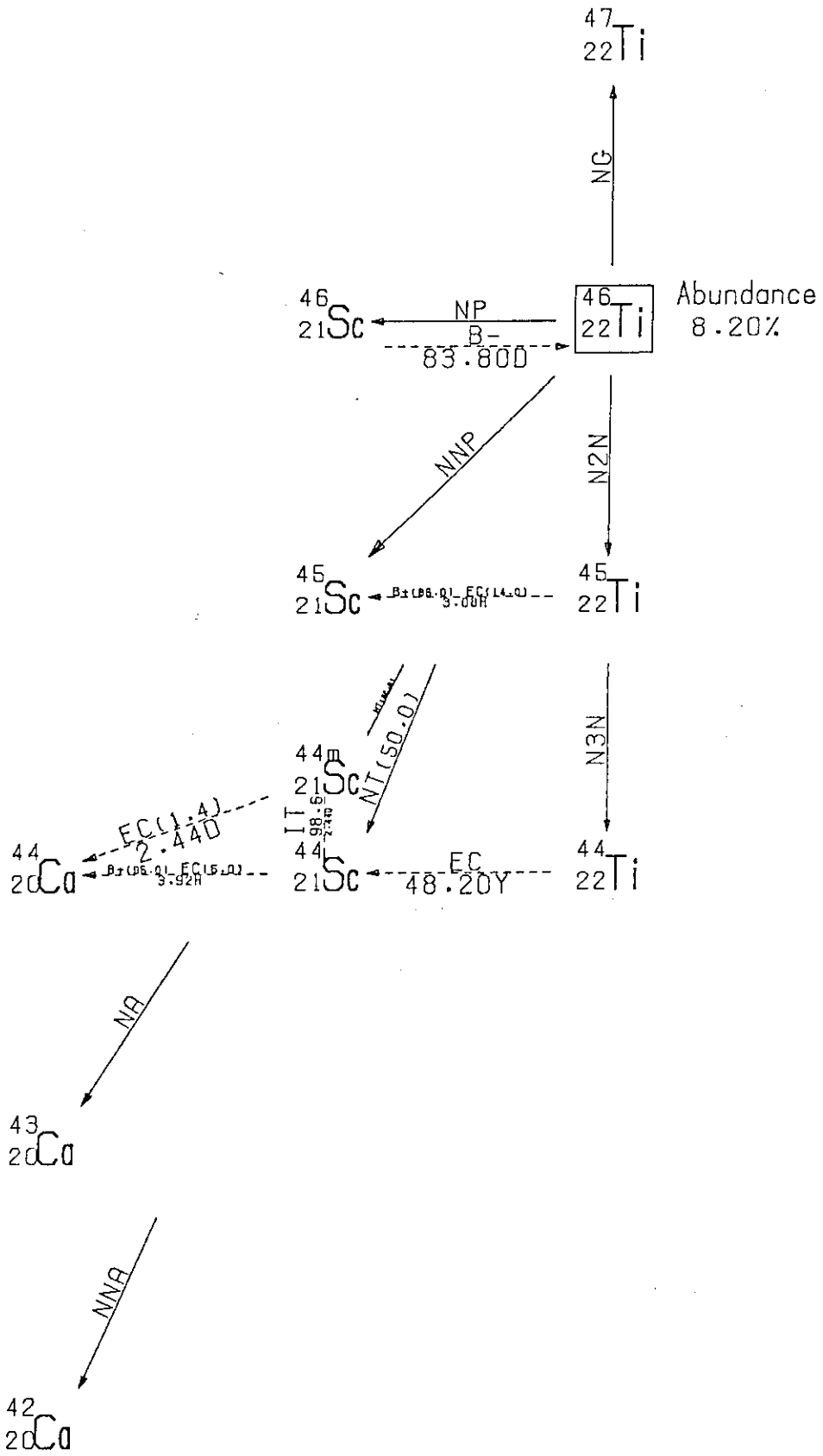
NUCLIDE	HALF LIFE	DECAY GAMMA-RAY ENERGY									
		YIELD (%)									
<sup>49</sup> <sub>20</sub> Ca	8.80 M	5.11E+05	9.08E+05	4.07E+06	1.41E+06	2.37E+06	4.74E+06	2.23E+06	8.56E+05	1.14E+06	
		0.00	92.10	7.01	0.89	0.49	0.22	0.20	0.13	0.11	
<sup>47</sup> <sub>21</sub> Sc	57.50 M	5.11E+05	1.76E+06	1.62E+06							
		0.00	0.05	0.01							
<sup>47</sup> <sub>19</sub> K	17.50 S	5.11E+05	2.01E+06	5.86E+05	5.85E+05						
		0.00	100.00	85.00	15.00						
<sup>47</sup> <sub>20</sub> Ca	4.53 D	5.11E+05	1.30E+06	4.89E+05	8.00E+05	7.67E+05	5.31E+05				
		0.00	77.00	6.83	5.89	0.20	0.10				
<sup>47</sup> <sub>21</sub> Sc	3.44 D	5.11E+05	1.59E+05								
		0.00	68.50								
<sup>46</sup> <sub>19</sub> K	115.0 S	5.11E+05	1.35E+06	3.70E+06	3.02E+06	2.27E+06	1.79E+06	1.67E+06	1.44E+06		
		0.00	91.40	28.42	9.60	8.68	8.41	4.75	2.92		
<sup>48</sup> <sub>19</sub> K	6.80 S	5.11E+06	9.83E+06	7.80E+05	6.76E+05	2.79E+06	1.54E+06	6.61E+06	1.32E+06	2.39E+06	7.93E+05
		0.00	80.00	91.89	17.37	16.59	15.15	13.63	13.07	10.98	9.92
<sup>44</sup> <sub>18</sub> Ar	11.90 M										
<sup>44</sup> <sub>19</sub> K	22.10 M	5.11E+05	2.52E+06	1.50E+06	1.13E+06	1.02E+06	3.66E+06	1.16E+06	1.75E+06	7.26E+05	6.61E+05
		0.00	98.54	79.81	77.26	67.85	61.96	58.00	41.29	38.40	30.74

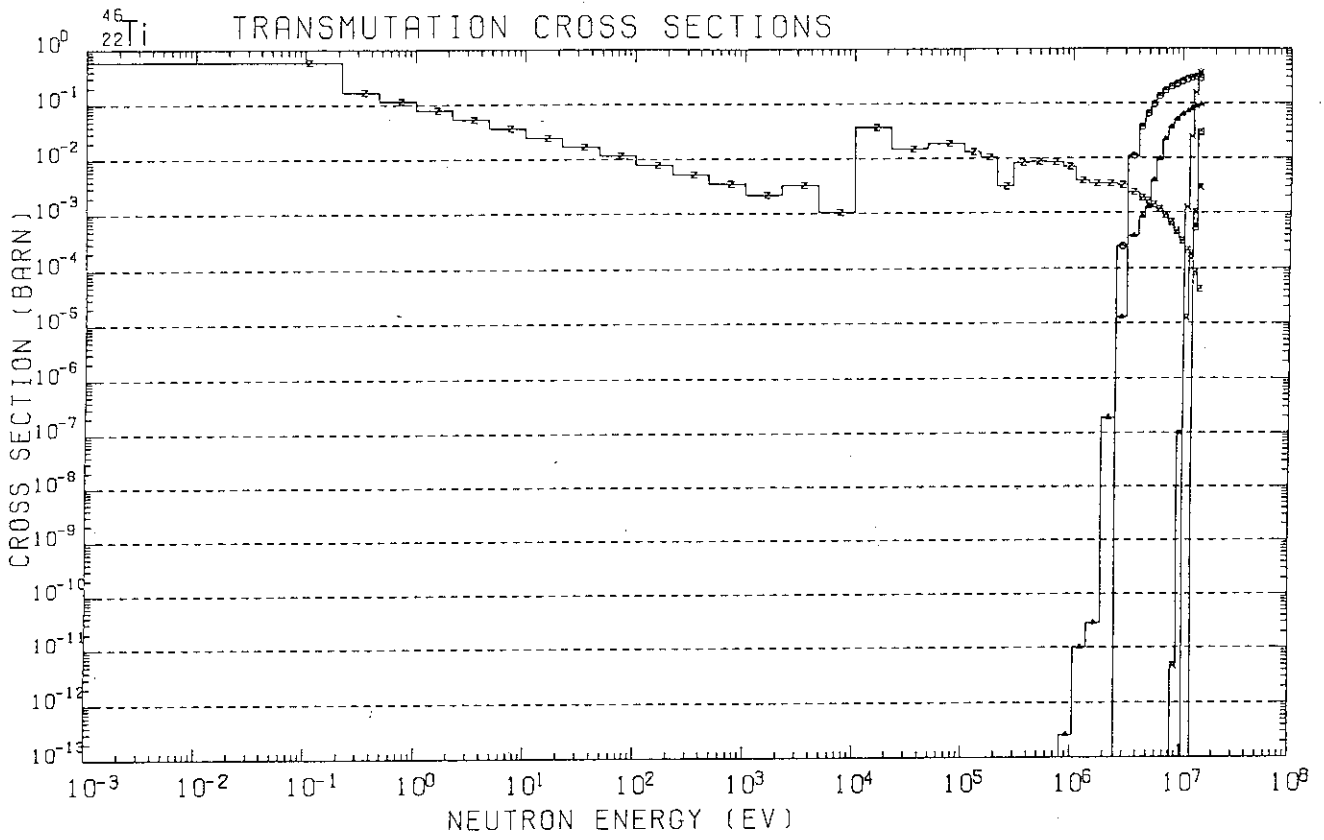




<sup>45</sup><sub>21</sub>Sc DECAY GAMMA-RAY TABLE

NUCLIDE	HALF LIFE	DECAY GAMMA-RAY ENERGY			
		YIELD (%)			
<sup>44</sup> <sub>21</sub> Sc	3.92 H	5.11E+05	1.16E+06	1.50E+06	2.68E+06
		100.00	99.99	0.91	0.11
<sup>46</sup> <sub>21</sub> Sc	83.80 D	5.11E+05	8.89E+05	1.12E+06	
		0.00	100.00	100.00	
<sup>45</sup> <sub>20</sub> Ca	165.0 D				
<sup>42</sup> <sub>19</sub> K	12.36 H	5.11E+05	1.52E+06	3.19E+06	
		0.00	10.80	0.36	

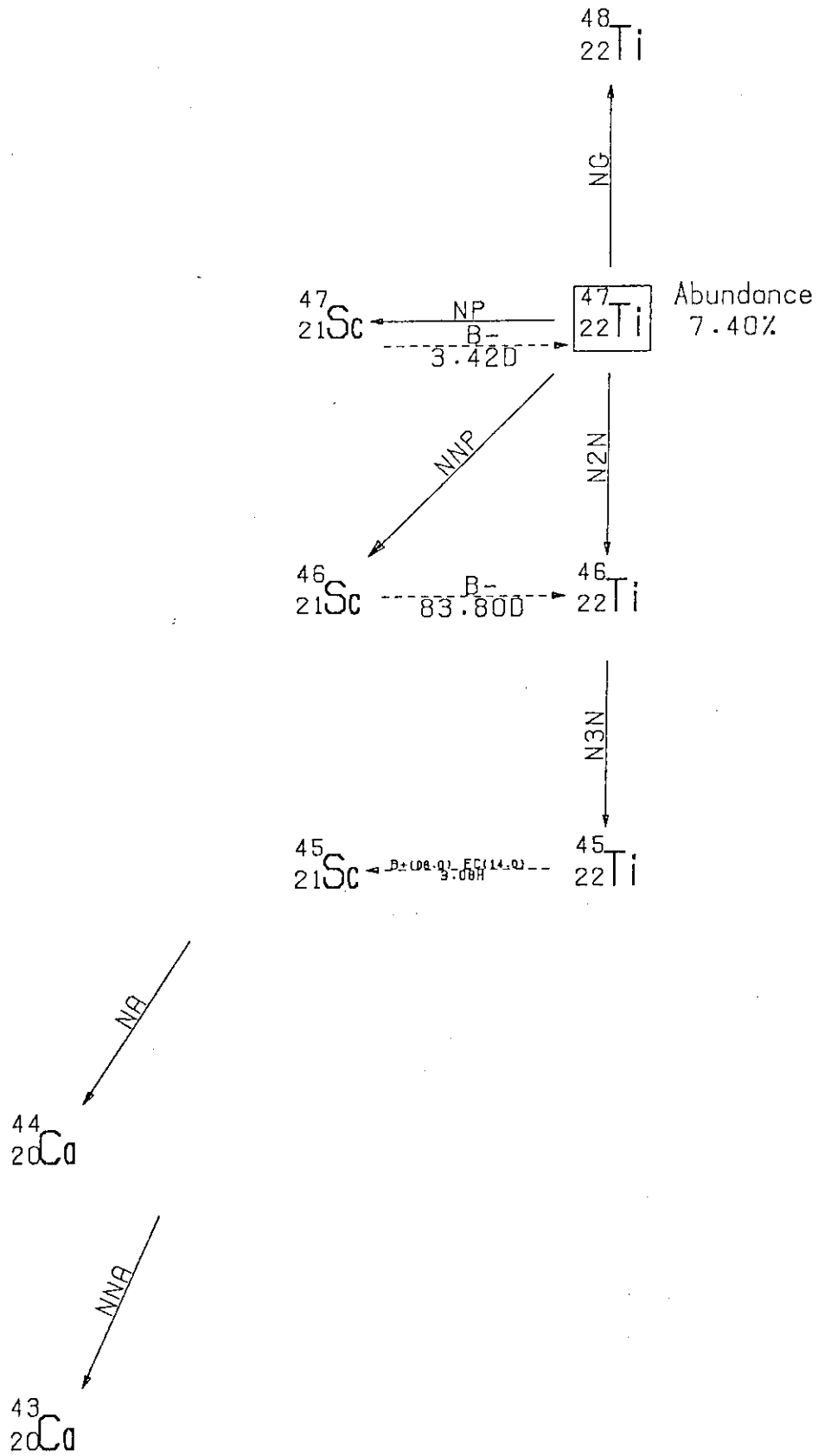


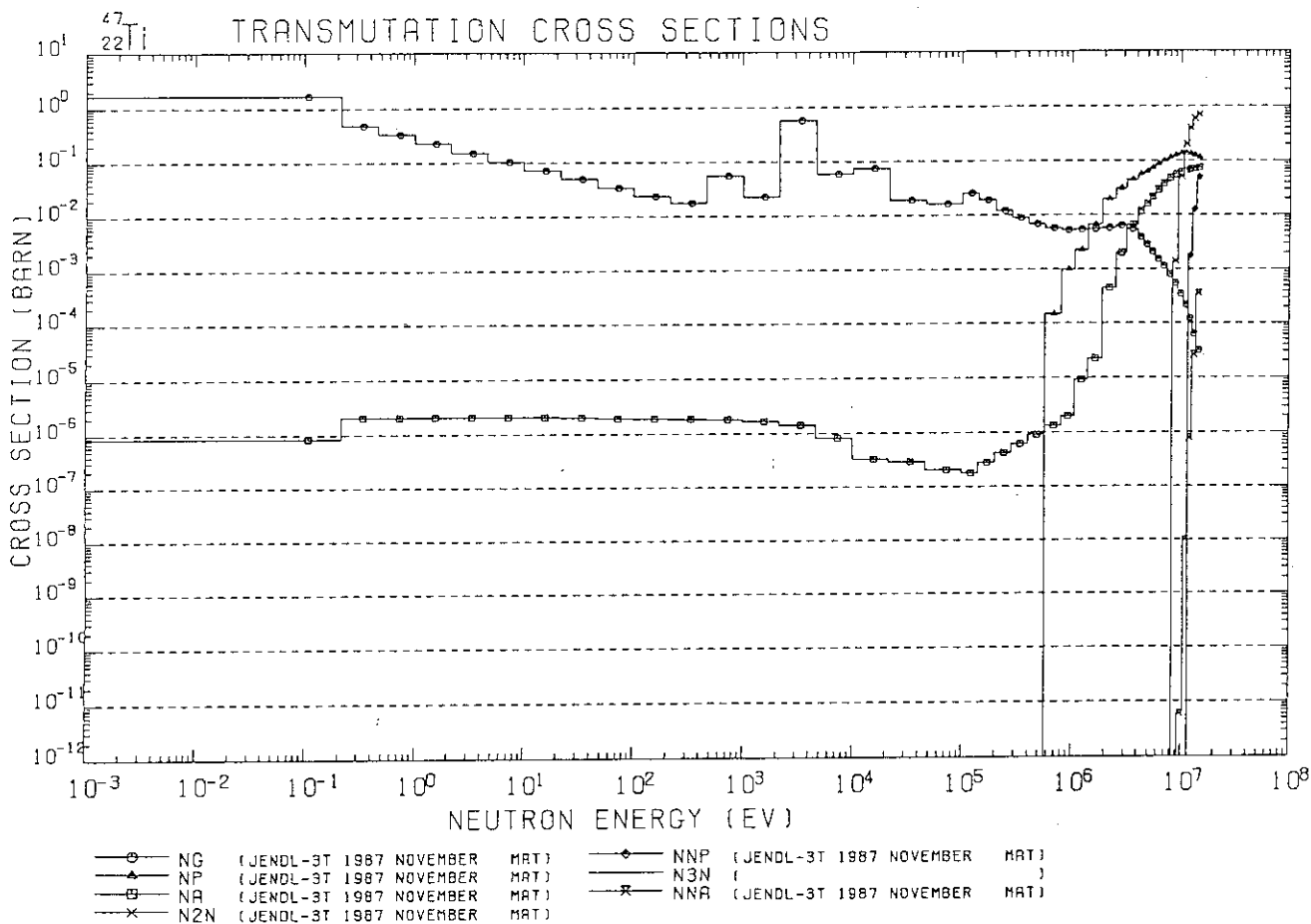


○ NP (JENDL-3T 1987 NOVEMBER MAT)      — N3N ( )  
 ▲ NA (JENDL-3T 1987 NOVEMBER MAT)      — NT ( )  
 □ NZN (JENDL-3T 1987 NOVEMBER MAT)      × NNA (JENDL-3T 1987 NOVEMBER MAT)  
 × NNP (JENDL-3T 1987 NOVEMBER MAT)      — Z NG (JENDL-3T 1987 NOVEMBER MAT)

<sup>46</sup><sub>22</sub>Ti DECAY GAMMA-RAY TABLE

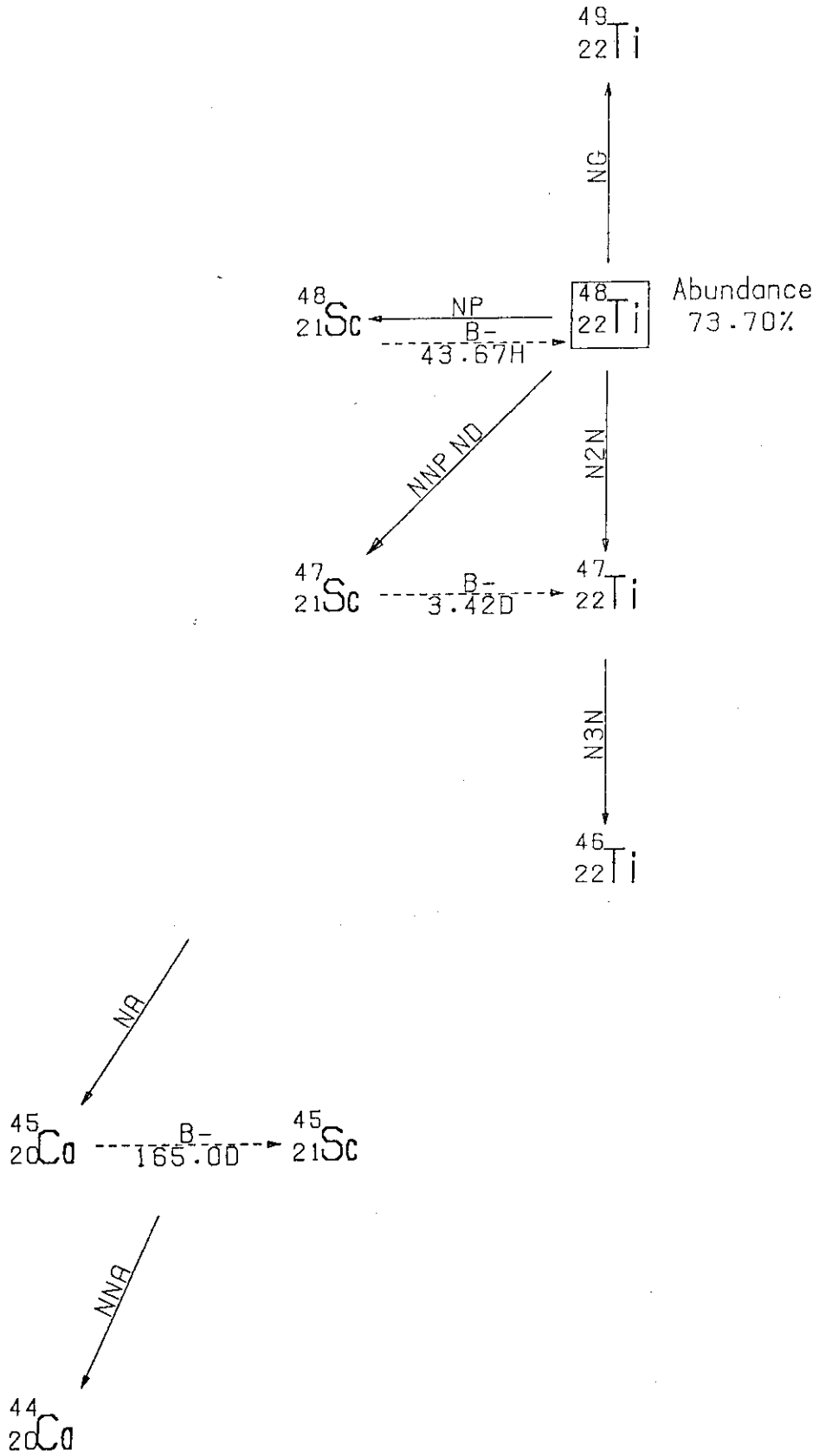
NUCLIDE	HALF LIFE	DECAY GAMMA-RAY ENERGY			
		YIELD (%)			
<sup>46</sup> <sub>21</sub> Sc	83.80 D	5.11E+05	8.89E+05	1.12E+06	
		0.00	100.00	100.00	
<sup>45</sup> <sub>22</sub> Ti	3.08 H	5.11E+05	7.20E+05		
		172.00	0.15		
<sup>44</sup> <sub>22</sub> Ti	48.20 Y	5.11E+05	7.84E+04	6.79E+04	1.46E+05
		0.00	95.22	88.00	0.40
<sup>44</sup> <sub>21</sub> Sc	3.92 H	5.11E+05	1.16E+06	1.50E+06	2.66E+06
		188.00	99.89	0.91	0.11
<sup>44</sup> <sub>21</sub> Sc	2.44 D	5.11E+05	1.00E+06	1.13E+06	1.16E+06
		0.00	1.58	1.58	1.58

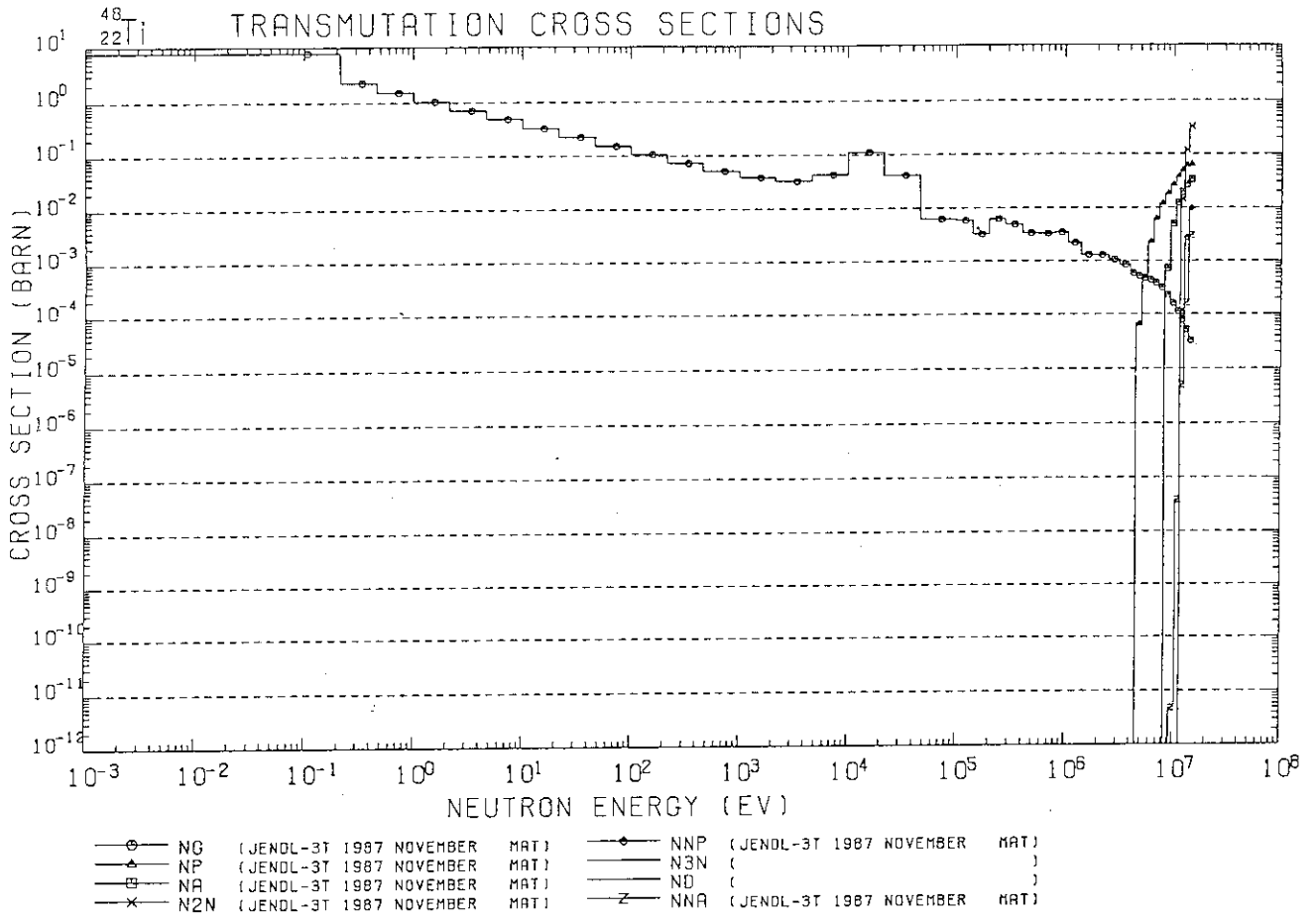




<sup>47</sup><sub>22</sub>Ti DECAY GAMMA-RAY TABLE

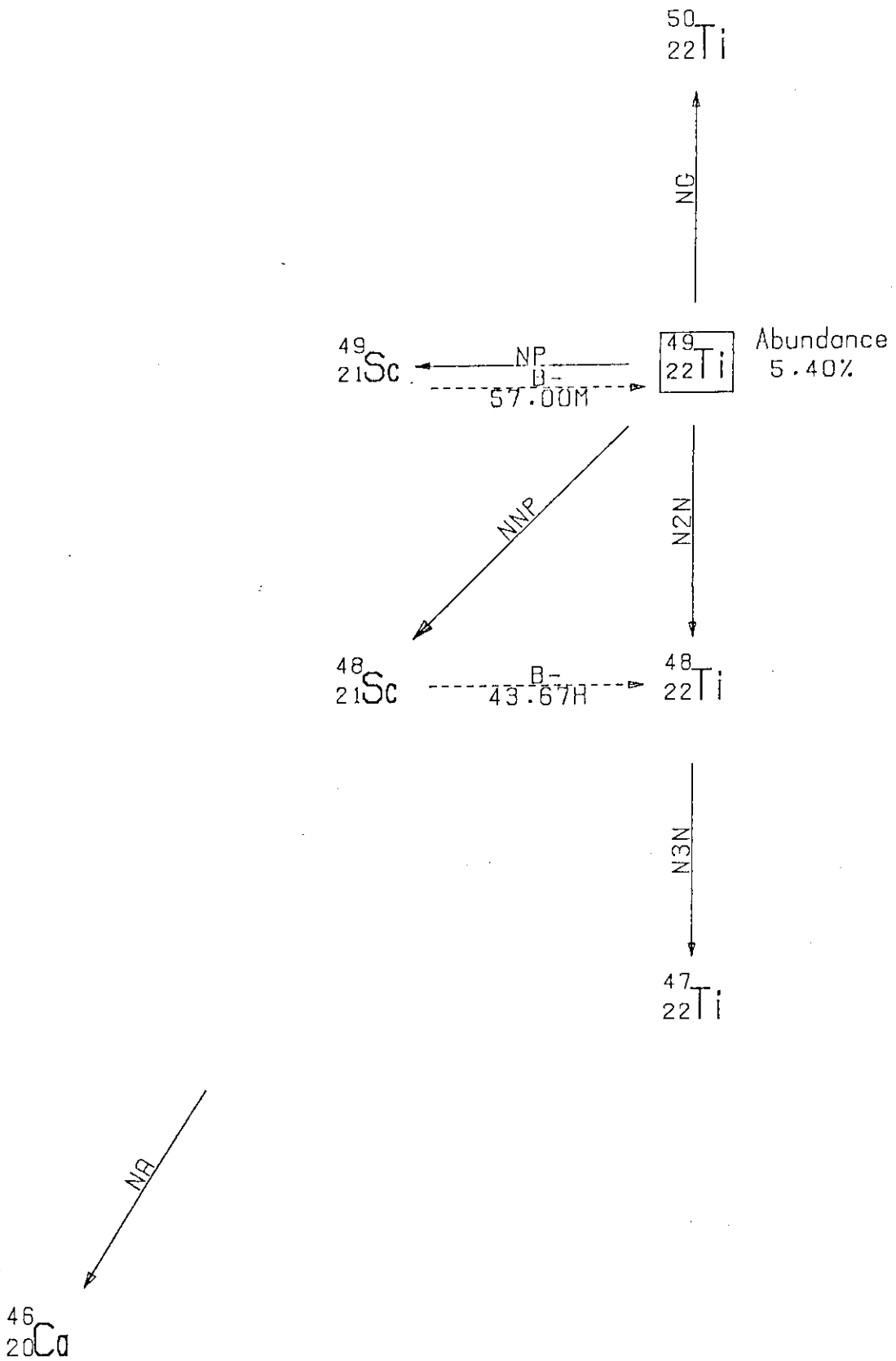
NUCLIDE	HALF LIFE	DECAY GAMMA-RAY ENERGY		
		YIELD (%)		
<sup>47</sup> <sub>21</sub> Sc	3.42 D	5.11E+05	1.59E+05	
		0.00	66.50	
<sup>46</sup> <sub>21</sub> Sc	83.80 D	5.11E+05	9.89E+05	1.12E+06
		0.00	100.00	100.00
<sup>46</sup> <sub>22</sub> Ti	3.08 H	5.11E+05	7.20E+05	
		172.00	0.15	

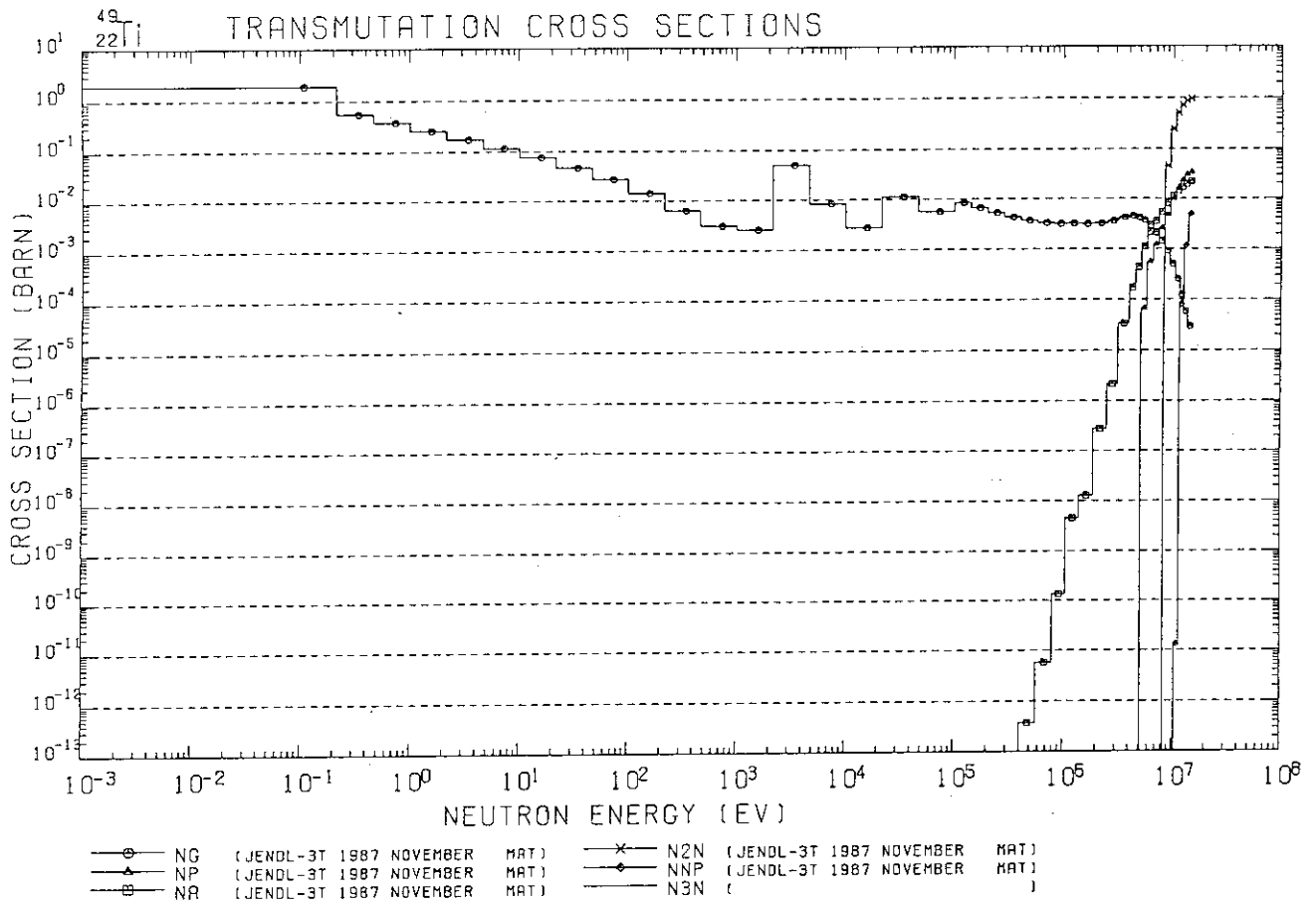




<sup>48</sup><sub>22</sub>Ti DECAY GAMMA-RAY TABLE

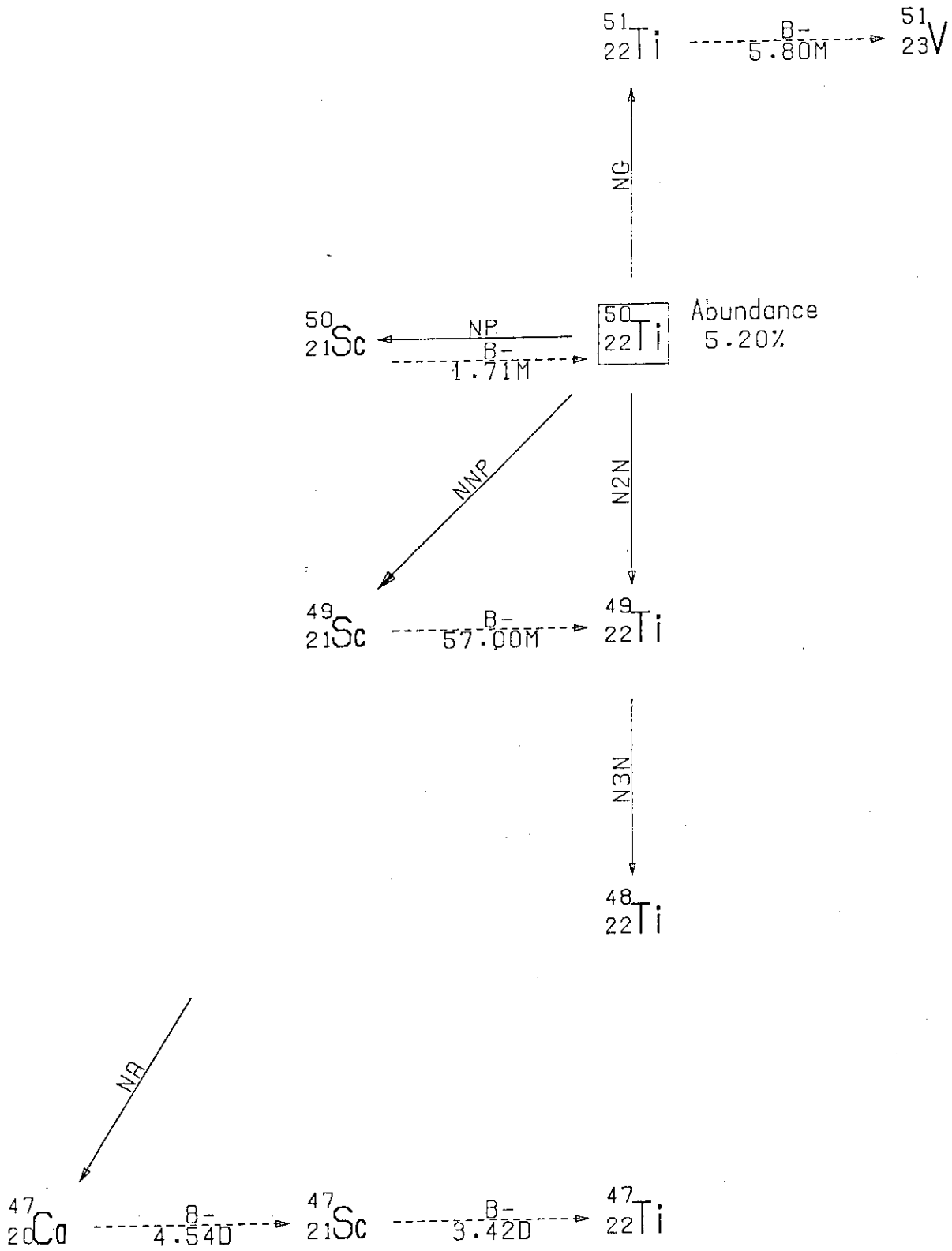
NUCLIDE	HALF LIFE	DECAY GAMMA-RAY ENERGY					
		YIELD (%)					
<sup>48</sup> <sub>21</sub> Sc	43.67 H	5.11E+05	9.83E+05	1.31E+06	1.04E+06	1.75E+05	1.21E+06
		0.00	100.00	100.00	97.50	7.47	2.98
<sup>45</sup> <sub>20</sub> Co	165.0 D						
<sup>47</sup> <sub>21</sub> Sc	3.42 D	5.11E+05	1.59E+05				
		0.00	68.50				

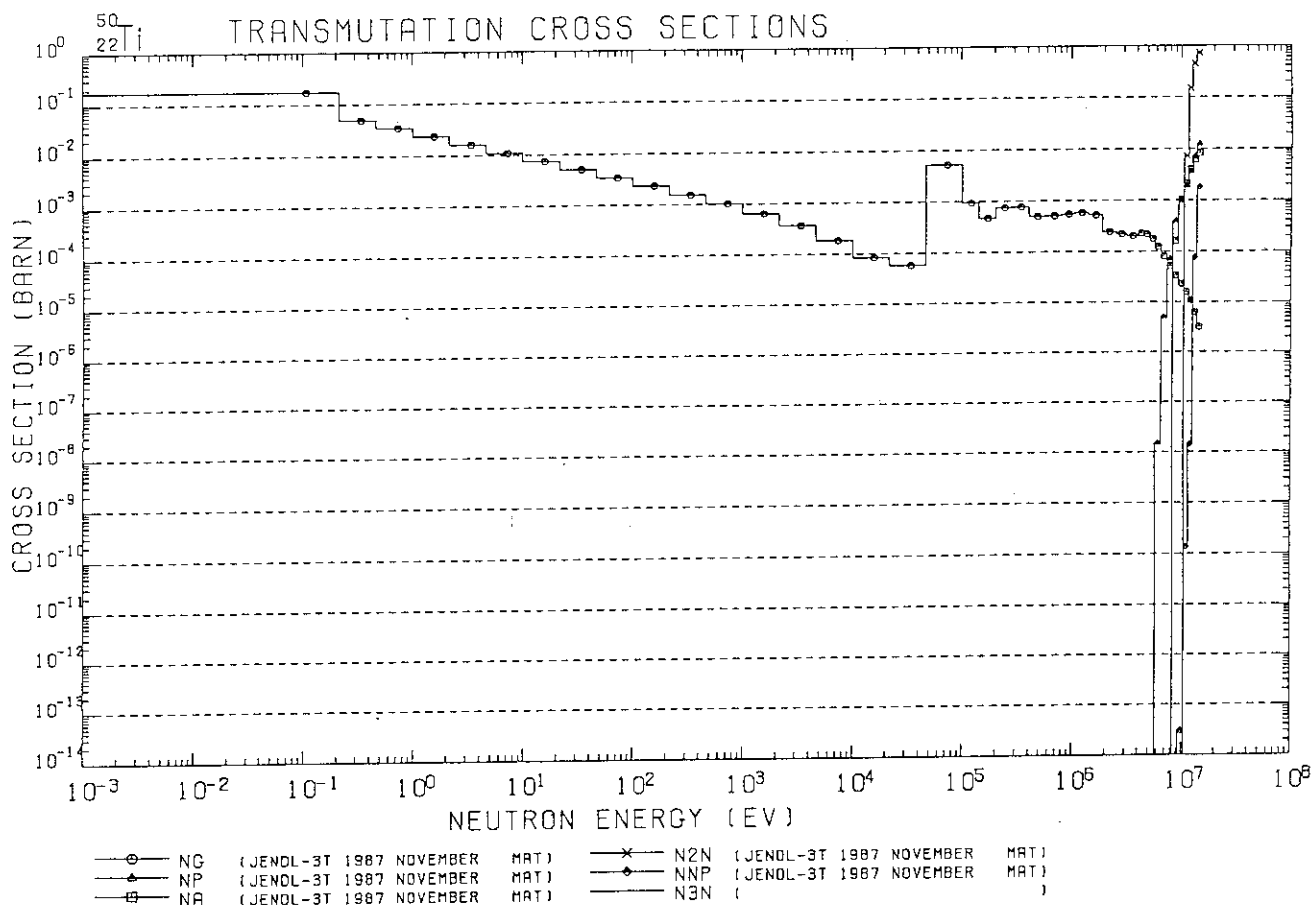




<sup>49</sup><sub>22</sub>Ti DECAY GAMMA-RAY TABLE

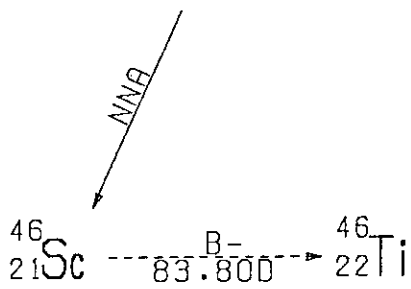
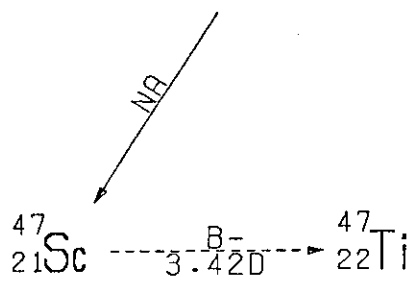
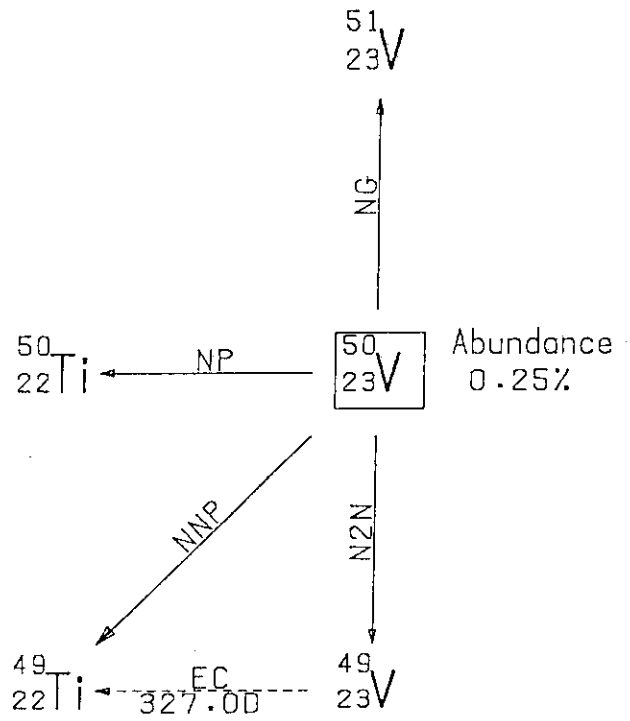
NUCLIDE	HALF LIFE	DECAY GAMMA-RAY ENERGY					
		YIELD (%)					
<sup>49</sup> <sub>21</sub> Sc	57.00 M	5.11E+05	1.76E+06	1.62E+06			
		0.00	0.05	0.01			
<sup>48</sup> <sub>21</sub> Sc	43.67 H	5.11E+05	9.83E+05	1.31E+06	1.04E+06	1.76E+05	1.21E+06
		0.00	100.00	100.00	97.50	7.47	2.98

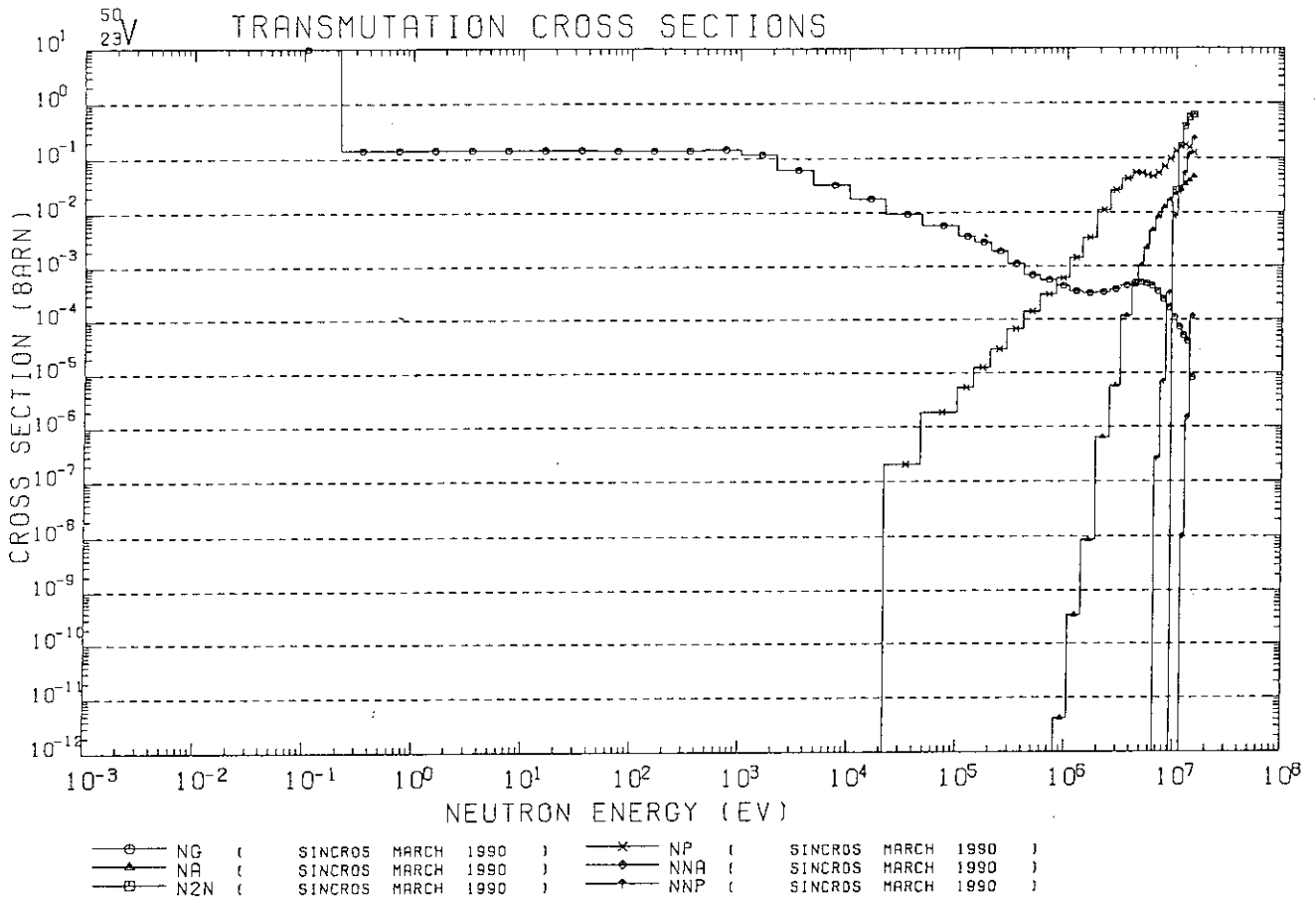




<sup>50</sup><sub>22</sub>Ti DECAY GAMMA-RAY TABLE

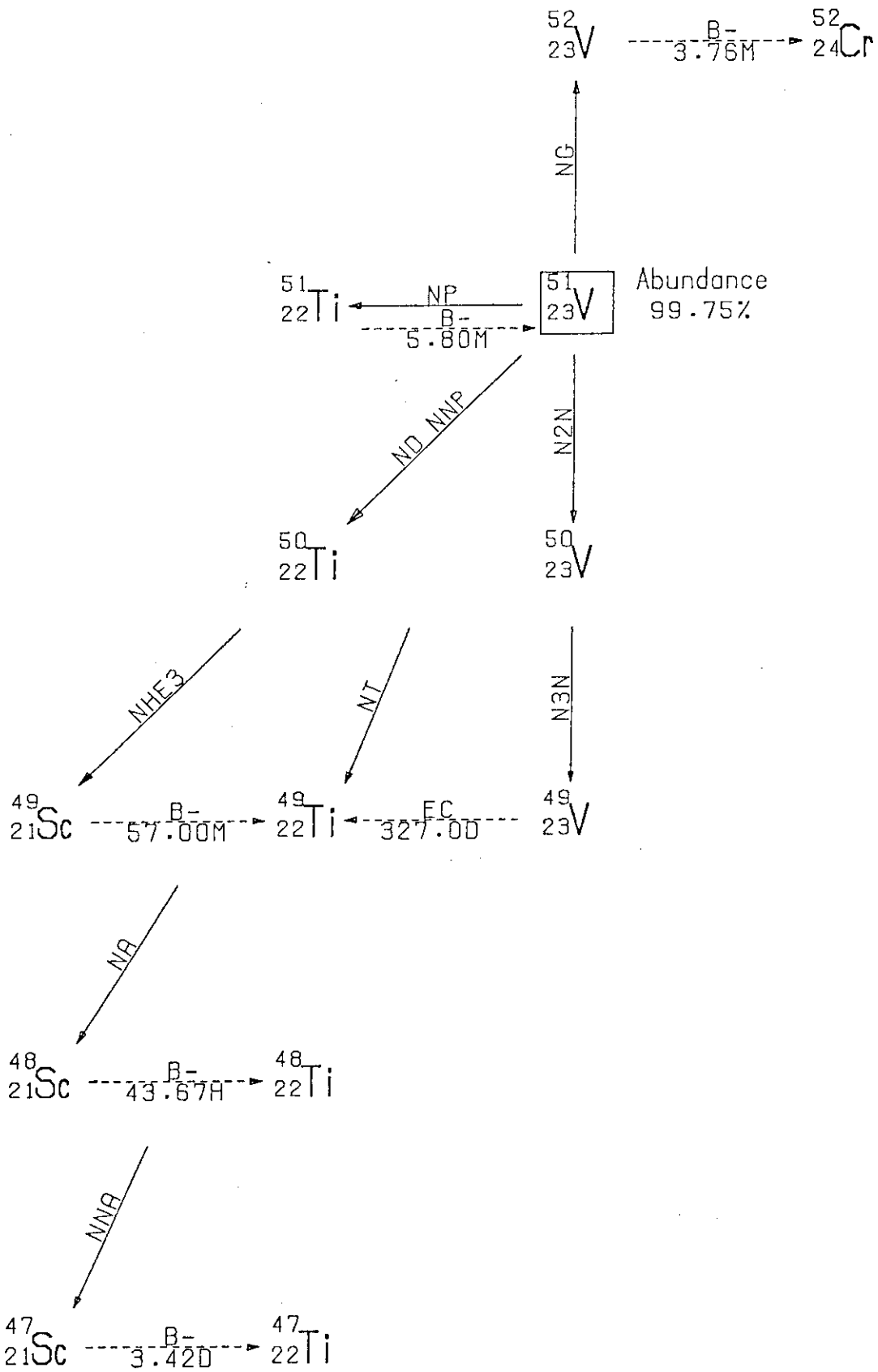
NUCLIDE	HALF LIFE	DECAY GAMMA-RAY ENERGY						
		YIELD (%)						
<sup>51</sup> <sub>22</sub> Ti	5.80 M	5.11E+06	8.19E+05	9.27E+05	8.08E+05			
		0.00	93.40	8.41	1.25			
<sup>50</sup> <sub>21</sub> Sc	1.71 M	5.11E+05	1.55E+06	1.12E+06	5.23E+05			
		0.00	100.00	98.04	86.27			
<sup>47</sup> <sub>20</sub> Cd	4.54 D	5.11E+05	1.30E+06	4.89E+05	8.08E+05	7.87E+05	5.31E+05	
		0.00	77.00	6.83	6.83	0.20	0.10	
<sup>47</sup> <sub>21</sub> Sc	3.42 D	5.11E+05	1.59E+05					
		0.00	69.50					
<sup>49</sup> <sub>21</sub> Sc	57.00 M	5.11E+06	1.78E+06	1.82E+05				
		0.00	0.05	0.01				

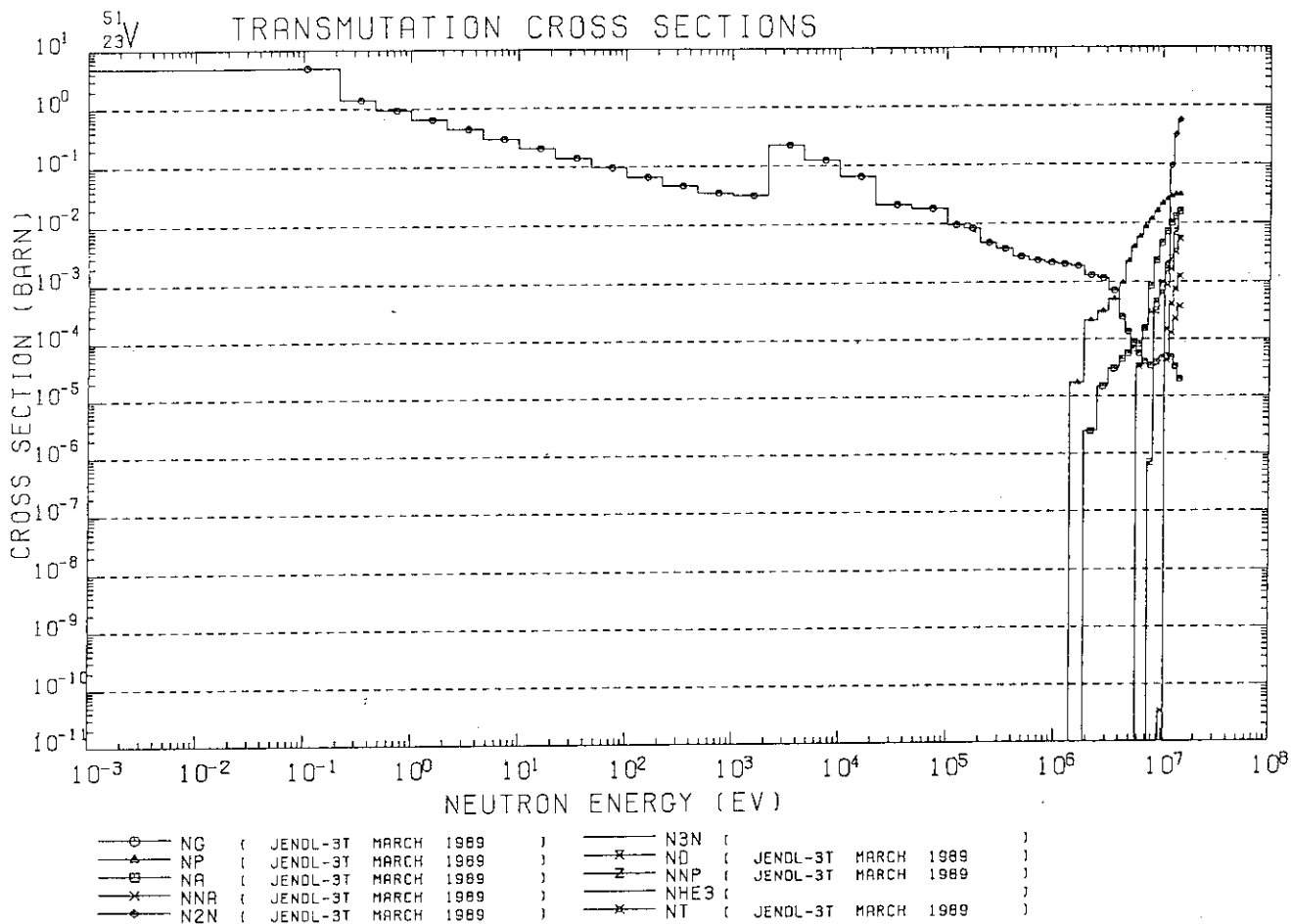




<sup>50</sup><sub>23</sub>V DECAY GAMMA-RAY TABLE

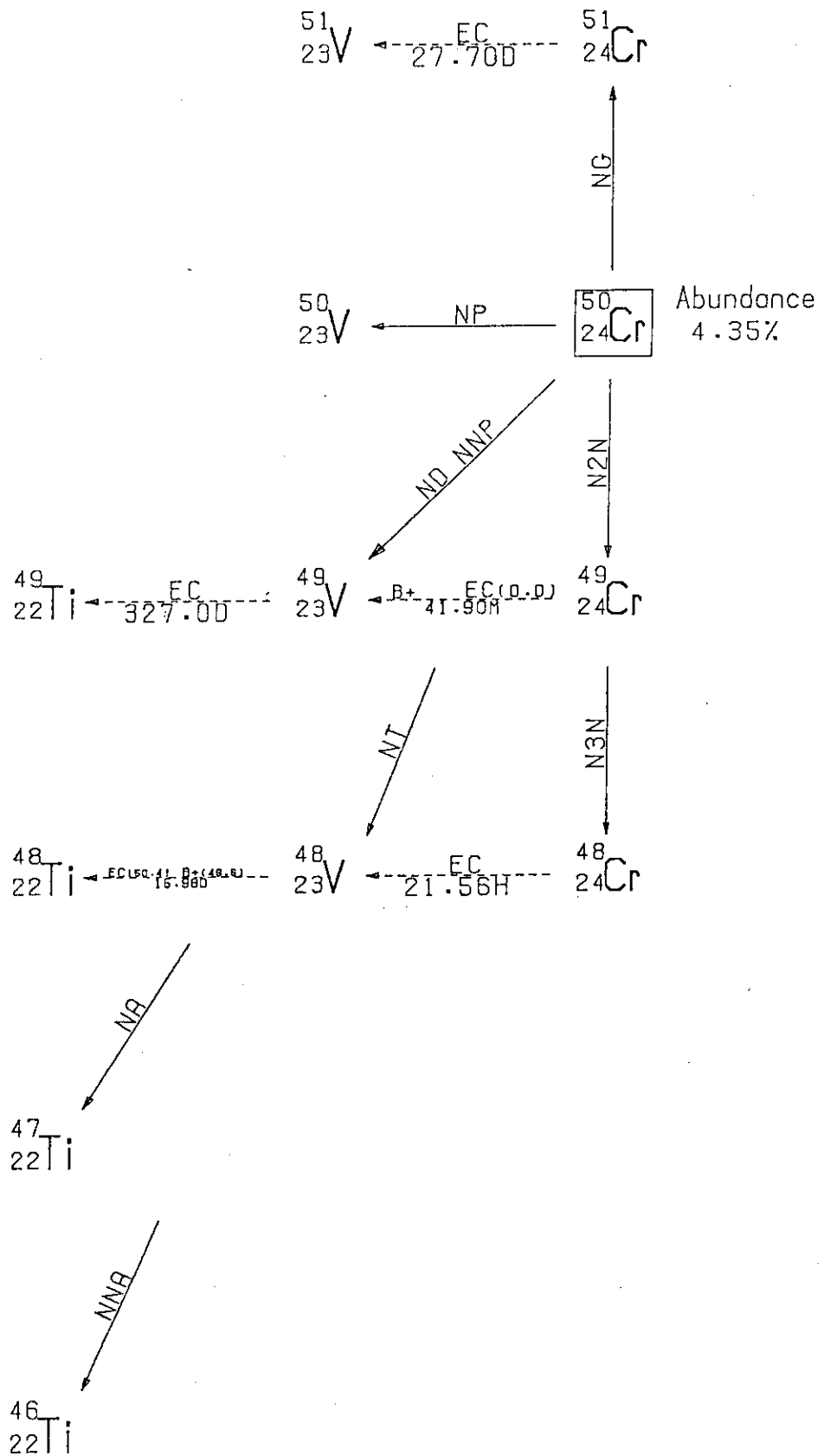
NUCLIDE	HALF LIFE	DECAY GAMMA-RAY ENERGY		
		YIELD (%)		
<sup>47</sup> <sub>21</sub> Sc	3.42 D	5.11E+05	1.59E+05	
		0.00	58.50	
<sup>46</sup> <sub>21</sub> Sc	83.80 D	5.11E+05	8.89E+05	1.12E+06
		0.00	100.00	100.00

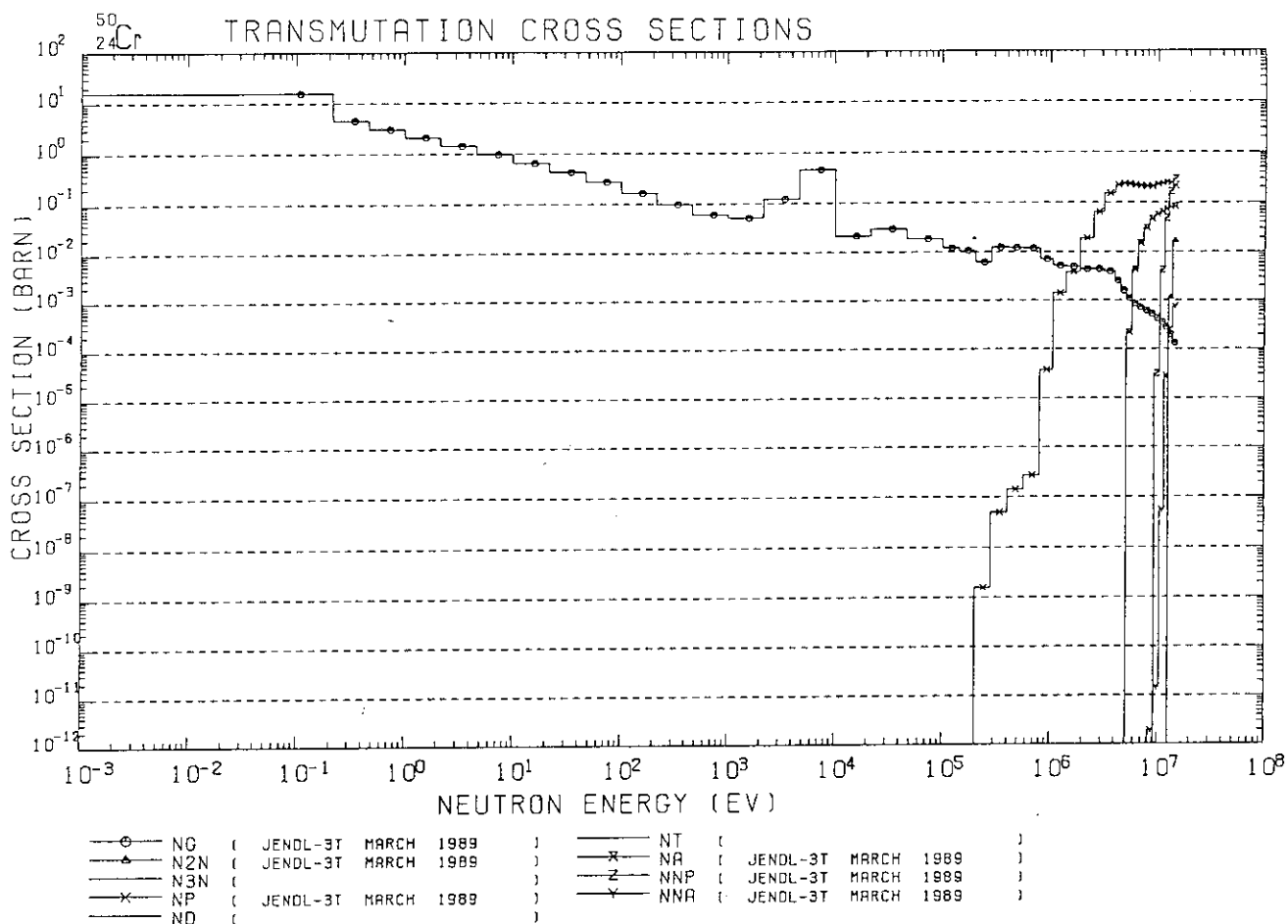




<sup>51</sup><sub>23</sub>V DECAY GAMMA-RAY TABLE

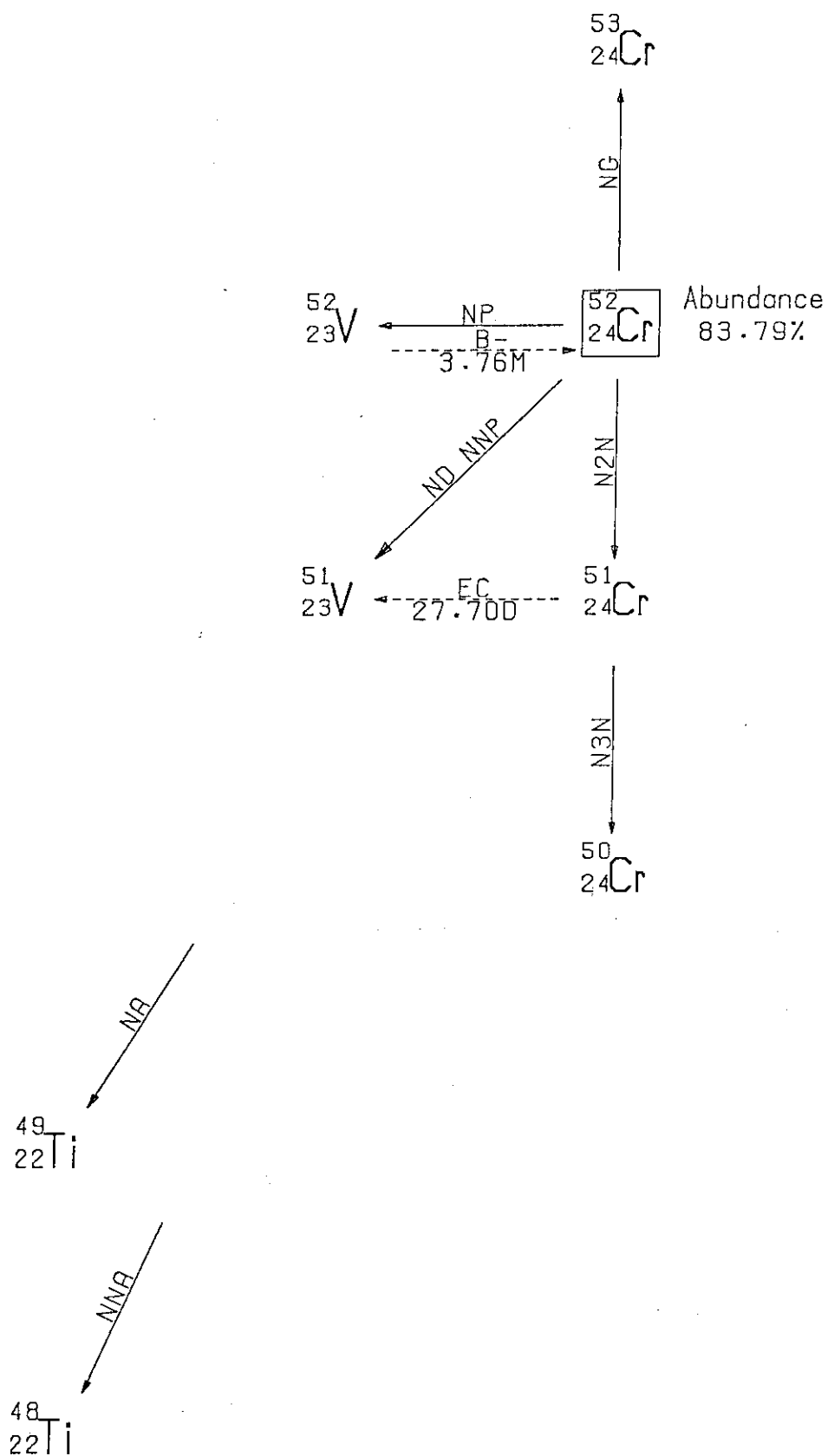
NUCLIDE	HALF LIFE	DECAY GAMMA-RAY ENERGY					
		YIELD (%)					
<sup>52</sup> <sub>23</sub> V	3.76 M	5.11E+05	1.43E+06	1.93E+06	1.53E+06		
		0.00	100.00	0.59	0.12		
<sup>51</sup> <sub>22</sub> Ti	5.80 M	5.11E+05	3.19E+05	9.27E+05	6.08E+05		
		0.00	93.40	8.41	1.25		
<sup>48</sup> <sub>21</sub> Sc	43.67 H	5.11E+05	9.89E+05	1.31E+06	1.04E+06	1.75E+05	1.21E+06
		0.00	100.00	100.00	97.50	7.47	2.38
<sup>47</sup> <sub>21</sub> Sc	3.42 D	5.11E+05	1.59E+05				
		0.00	69.50				
<sup>49</sup> <sub>23</sub> V	327.0 D						
<sup>49</sup> <sub>21</sub> Sc	57.00 H	5.11E+05	1.76E+06	1.62E+06			
		0.00	0.05	0.01			

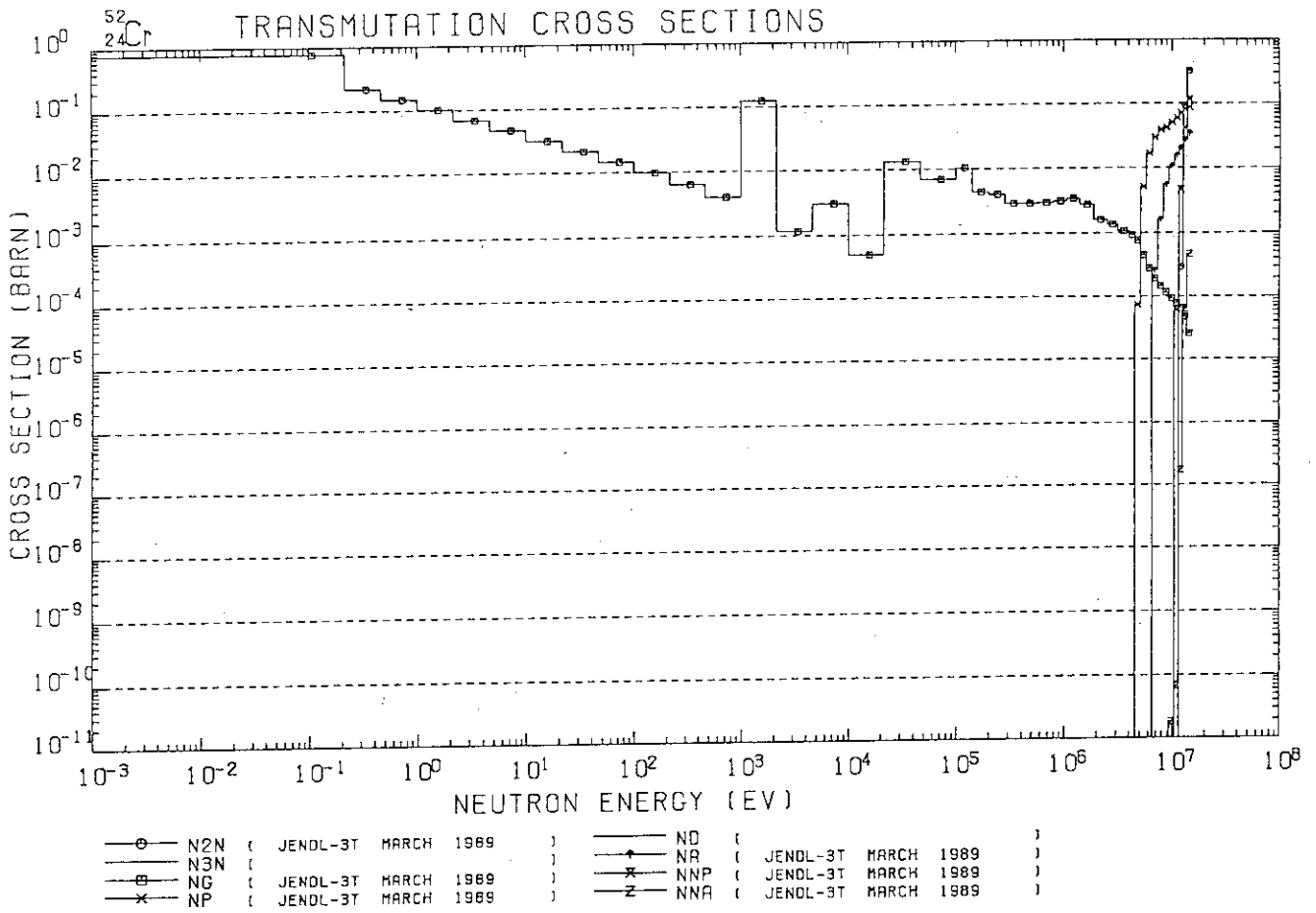




<sup>50</sup><sub>24</sub>Cr DECAY GAMMA-RAY TABLE

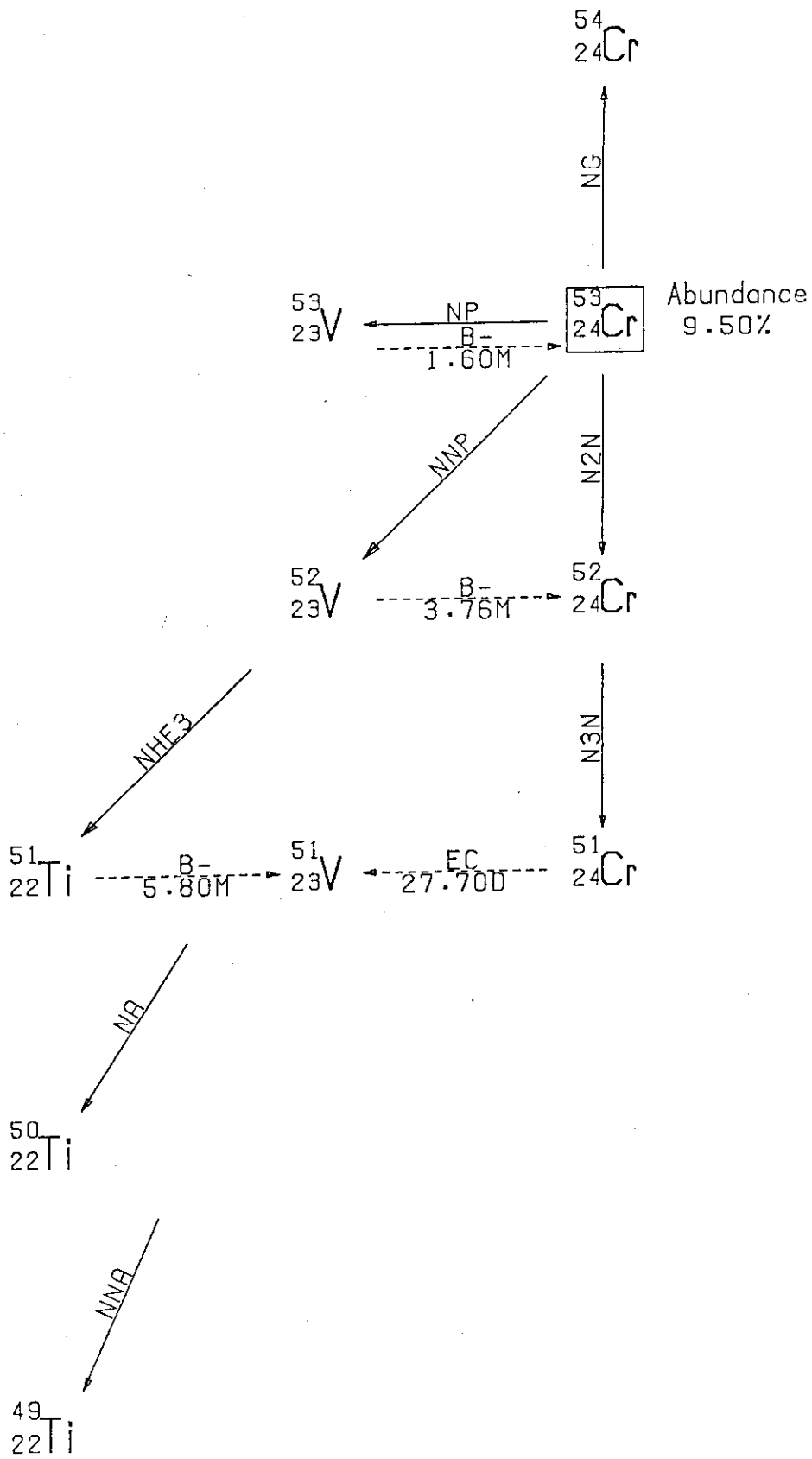
NUCLIDE	HALF LIFE	DECAY GAMMA-RAY ENERGY							
		YIELD (%)							
<sup>51</sup> <sub>24</sub> Cr	27.70 D	5.11E+05	9.20E+05						
		0.00	10.20						
<sup>49</sup> <sub>24</sub> Cr	41.90 M	6.11E+05	9.06E+04	1.53E+06	8.23E+04				
		200.00	51.00	29.29	15.84				
<sup>48</sup> <sub>24</sub> Cr	21.56 H	5.11E+05	9.05E+05	1.18E+05					
		0.00	99.42	94.55					
<sup>48</sup> <sub>23</sub> V	327.0 D								
<sup>48</sup> <sub>23</sub> V	15.98 D	5.11E+05	9.83E+05	1.31E+06	9.44E+05	2.24E+06	9.28E+05	8.03E+05	1.44E+06
		200.00	100.00	97.60	7.76	2.41	0.77	0.15	0.12

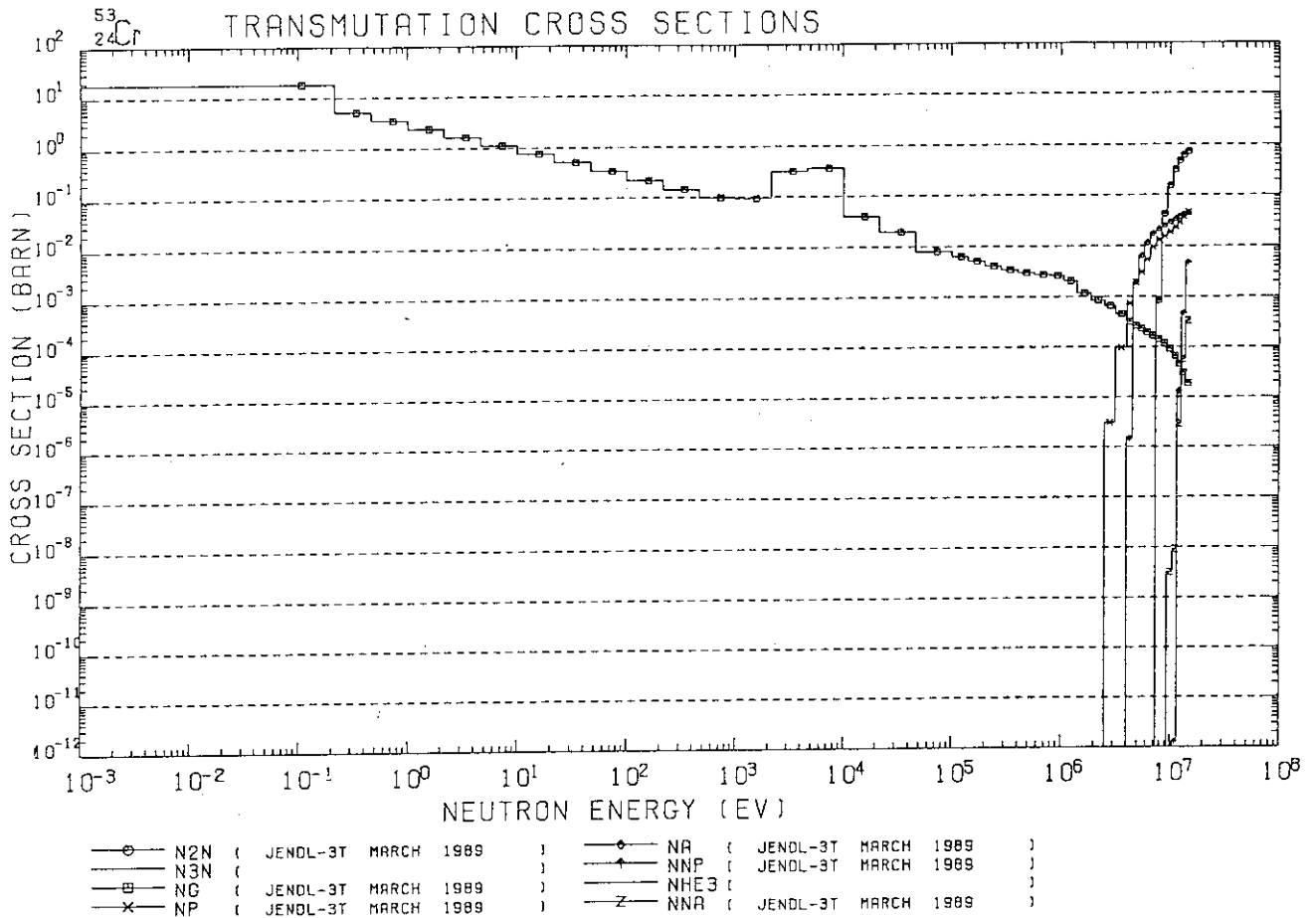




<sup>52</sup><sub>24</sub>Cr DECAY GAMMA-RAY TABLE

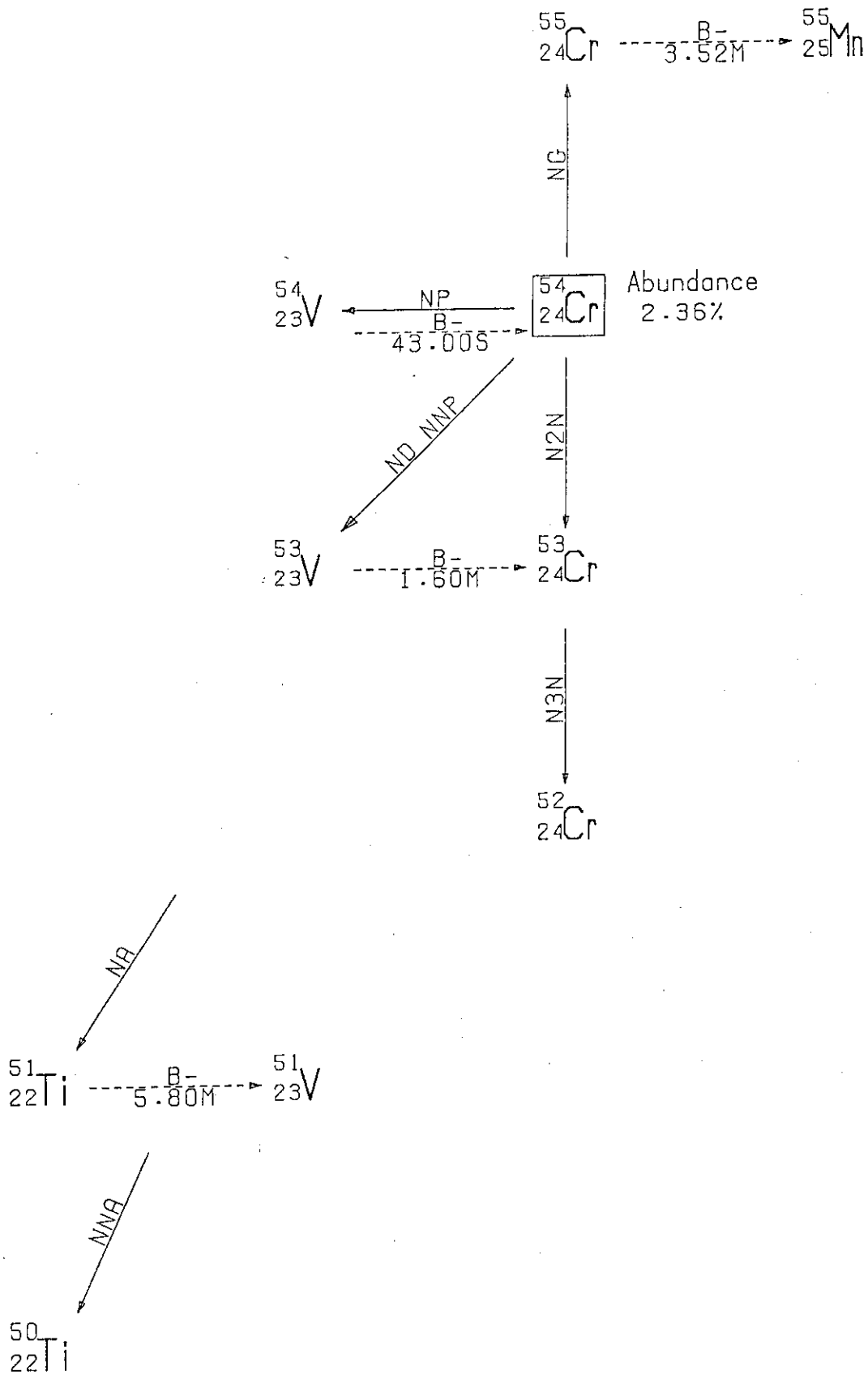
NUCLIDE	HALF LIFE	DECAY GAMMA-RAY ENERGY			
		YIELD (%)			
<sup>51</sup> <sub>24</sub> Cr	27.70 D	5.11E+05	9.20E+05		
		0.00	10.20		
<sup>52</sup> <sub>23</sub> V	3.76 M	5.11E+05	1.43E+06	1.39E+06	1.53E+06
		0.00	100.00	0.59	0.12

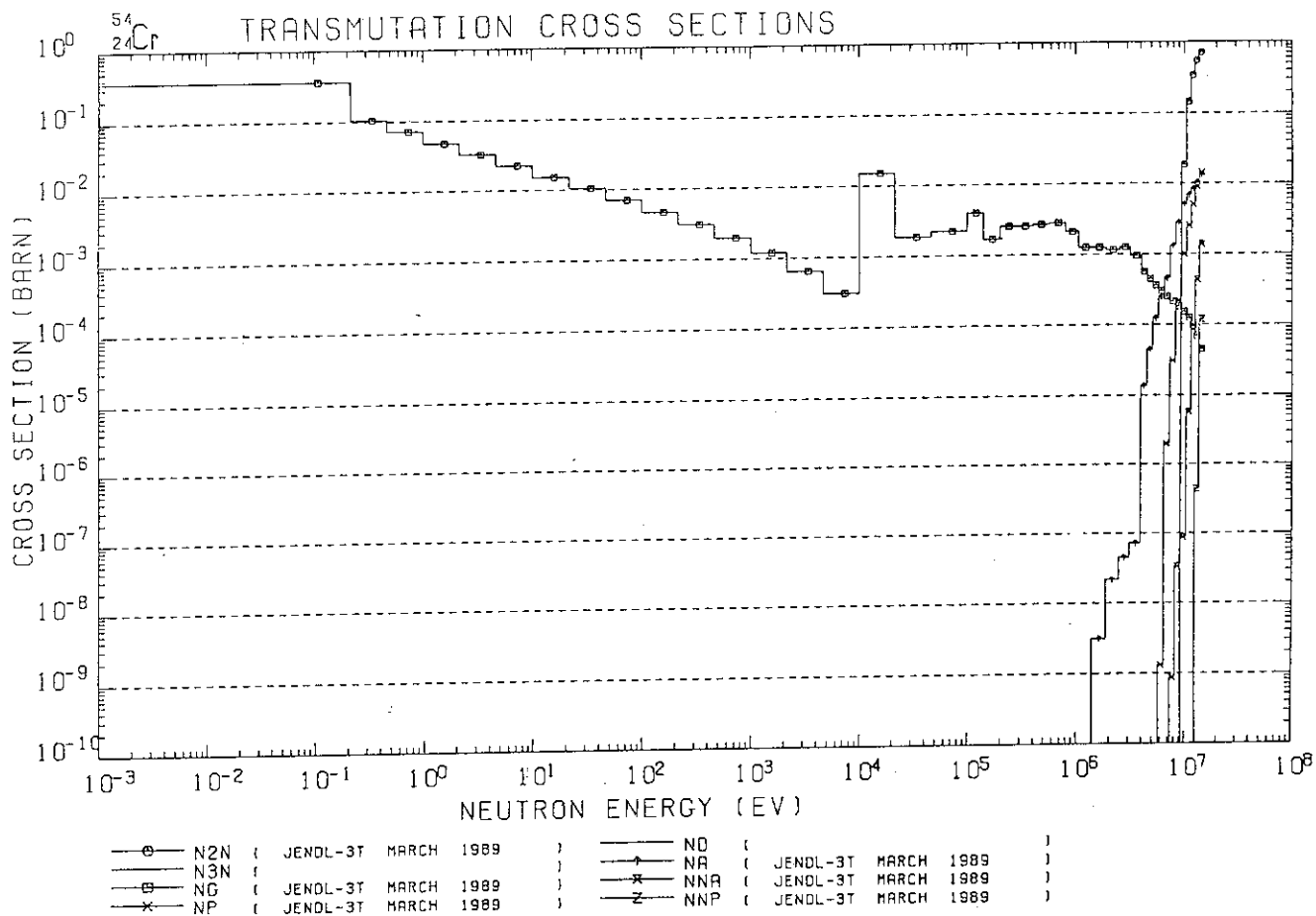




<sup>53</sup><sub>24</sub>Cr DECAY GAMMA-RAY TABLE

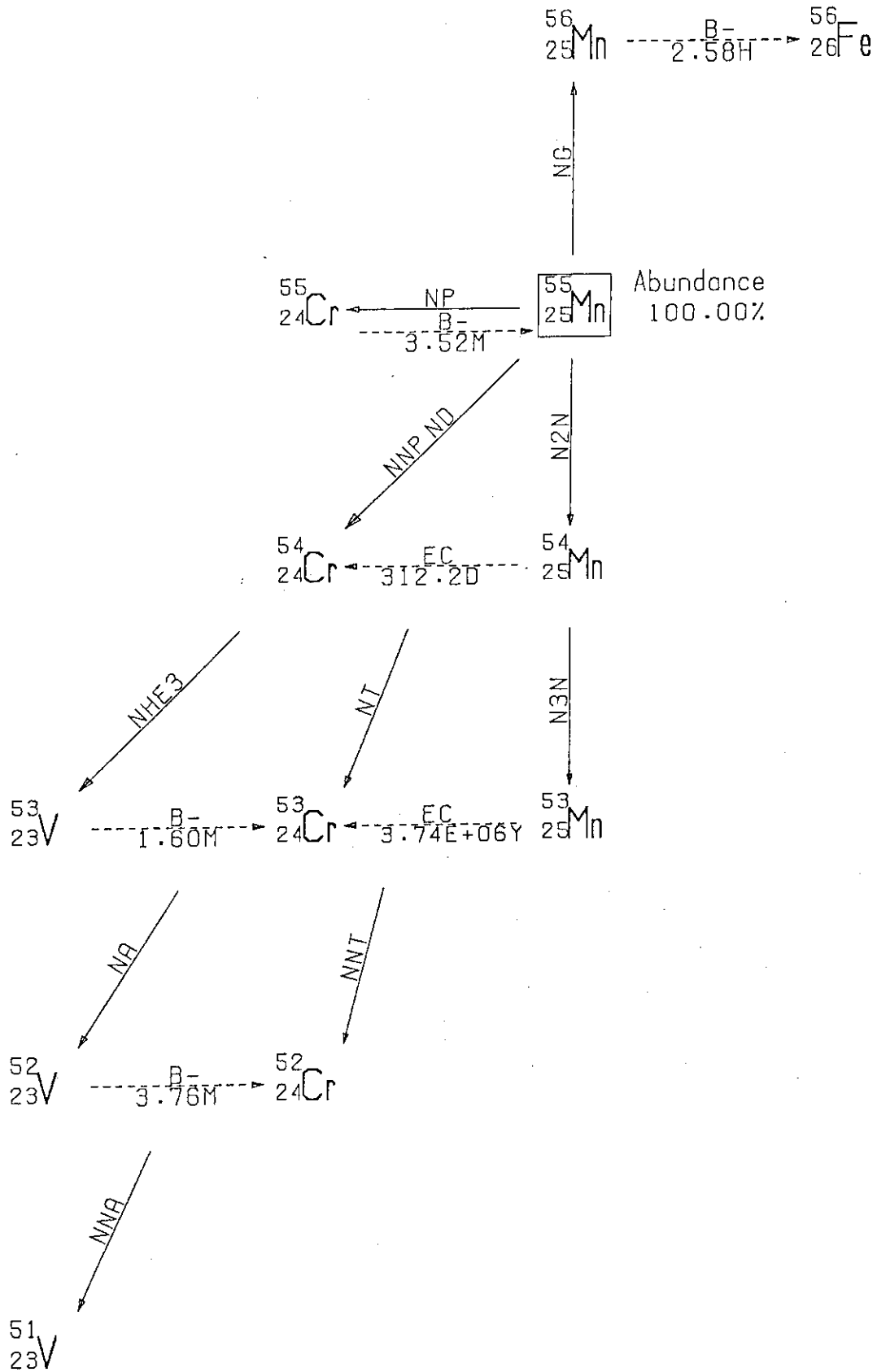
NUCLIDE	HALF LIFE	DECAY GAMMA-RAY ENERGY						
		YIELD (%)						
<sup>51</sup> <sub>24</sub> Cr	27.70 D	5.11E+05	9.20E+05					
		0.00	10.20					
<sup>53</sup> <sub>23</sub> V	1.60 M	5.11E+05	5.84E+05	1.28E+06	2.83E+05	4.43E+06	2.47E+05	5.31E+05
		0.00	90.00	1.01	0.77	0.39	0.18	0.18
<sup>52</sup> <sub>23</sub> V	3.75 M	5.11E+05	1.43E+06	1.33E+06	1.53E+05			
		0.00	100.00	0.59	0.12			
<sup>51</sup> <sub>22</sub> Ti	5.80 M	5.11E+05	3.19E+05	9.27E+05	8.08E+05			
		0.00	83.40	8.41	1.25			

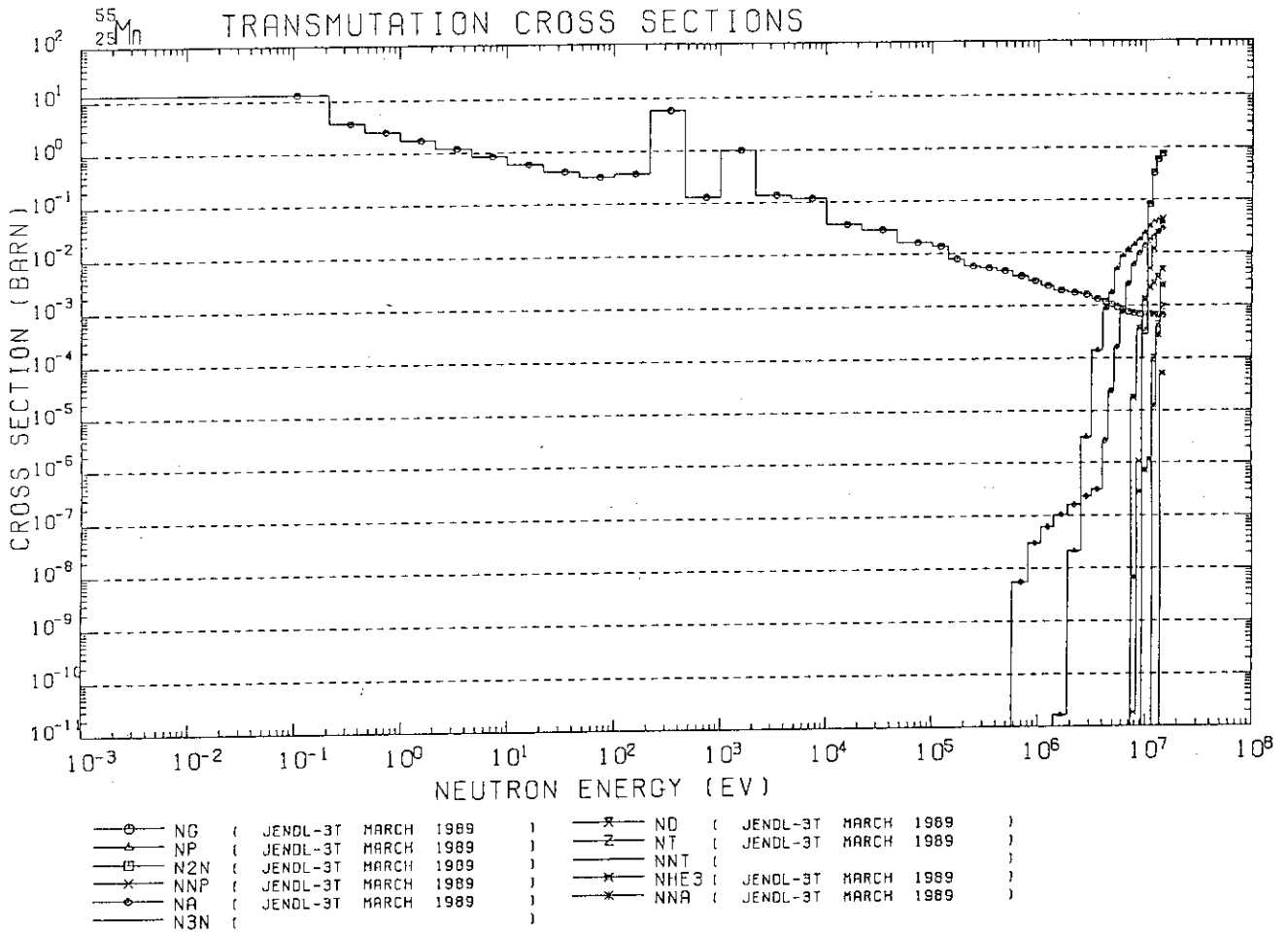




<sup>54</sup><sub>24</sub>Cf DECAY GAMMA-RAY TABLE

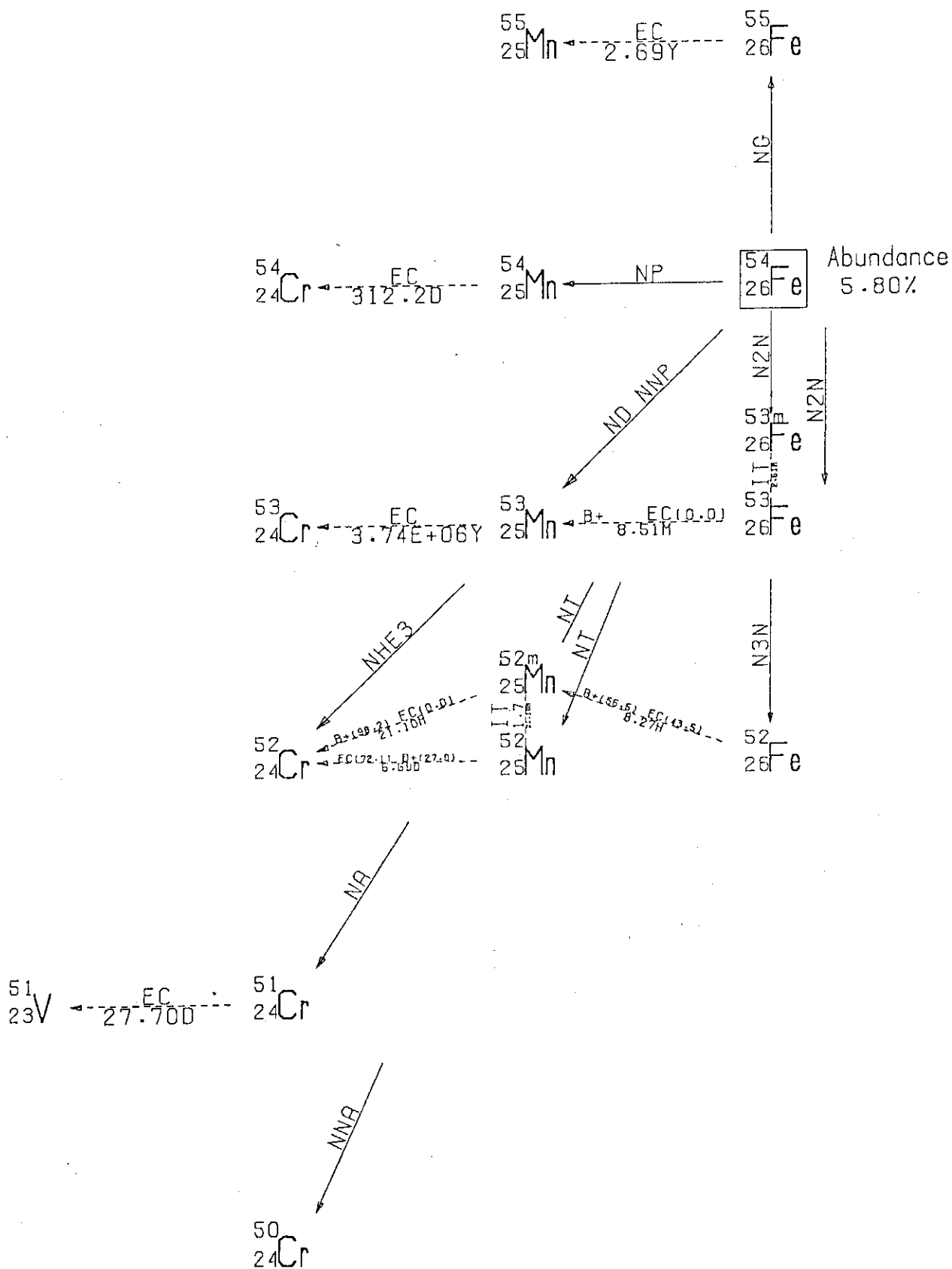
NUCLIDE	HALF LIFE	DECAY GAMMA-RAY ENERGY									
		YIELD (%)									
<sup>53</sup> <sub>23</sub> V	1.50 M	5.11E+05	5.64E+05	1.29E+06	2.83E+05	4.43E+05	2.47E+05	6.31E+05			
		0.00	90.00	1.01	0.77	0.39	0.18	0.18			
<sup>51</sup> <sub>22</sub> Ti	5.80 M	5.11E+05	3.19E+05	3.27E+05	6.09E+05						
		0.00	99.40	8.41	1.25						
<sup>55</sup> <sub>24</sub> Cf	3.52 M	5.11E+05	1.53E+06								
		0.00	0.04								
<sup>54</sup> <sub>23</sub> V	43.00 S	5.11E+05	6.35E+05	9.86E+05	2.25E+05	3.17E+05	2.35E+05	1.70E+05	1.46E+05	1.82E+05	1.98E+05
		0.00	100.00	81.80	50.00	11.80	11.60	7.30	6.80	4.90	4.80

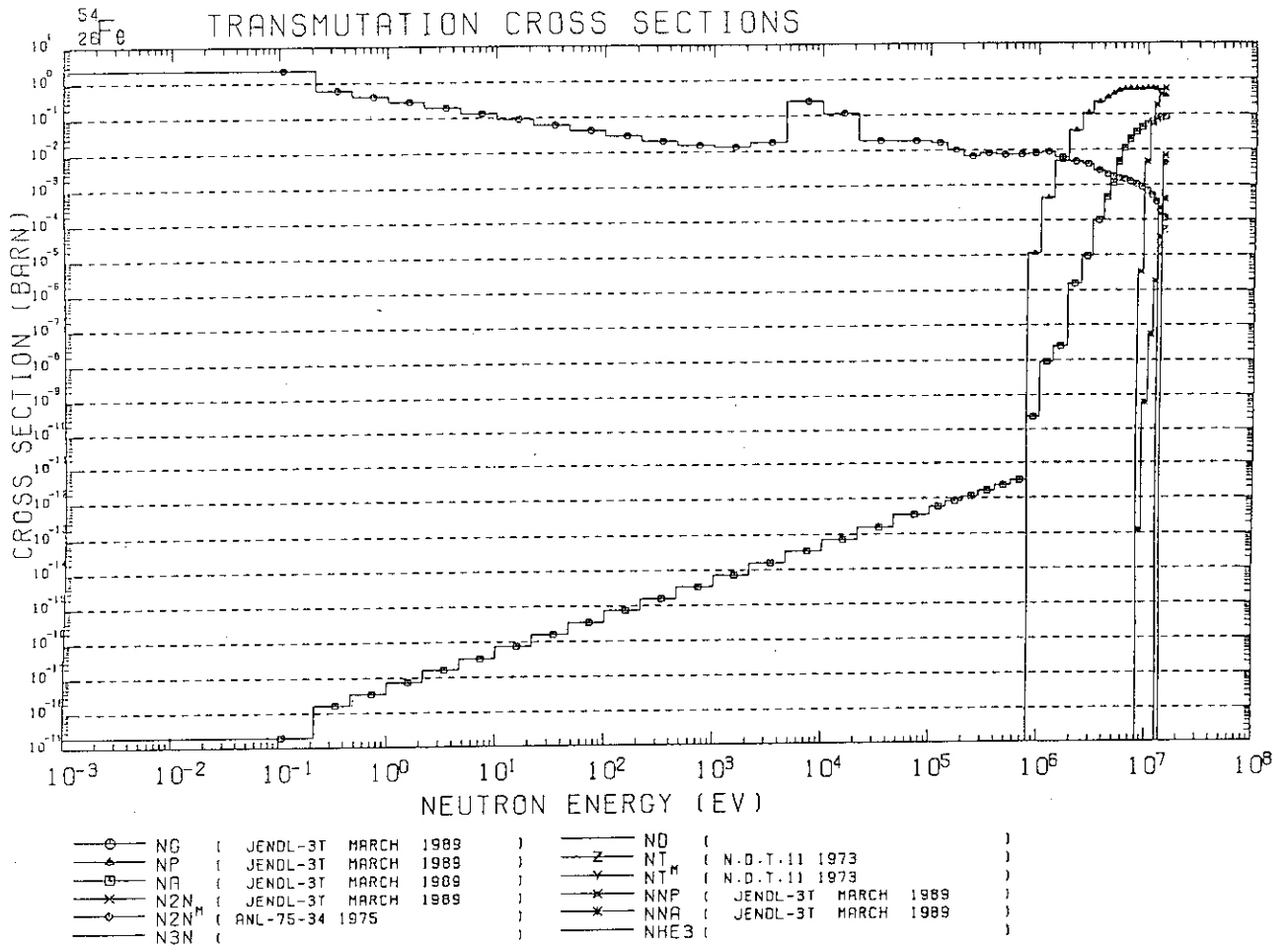




<sup>55</sup><sub>29</sub>Mn DECAY GAMMA-RAY TABLE

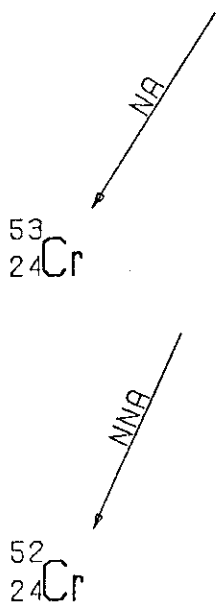
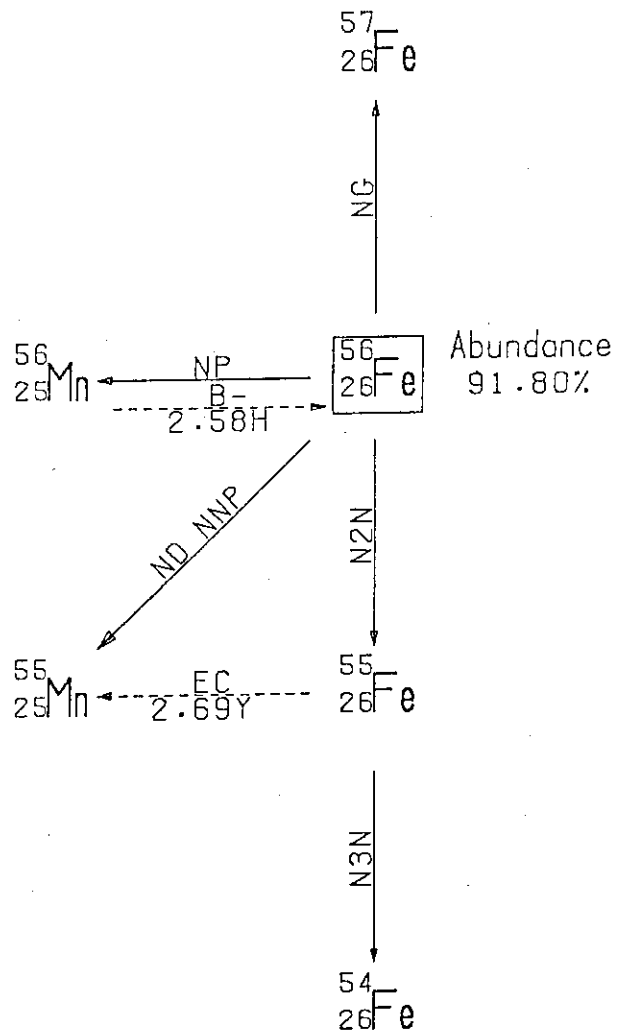
NUCLIDE	HALF LIFE	DECAY GAMMA-RAY ENERGY									
		YIELD (%)									
<sup>56</sup> <sub>29</sub> Mn	2.58 H	5.11E+05	8.47E+05	1.81E+05	2.11E+06	2.62E+06	2.66E+06	2.96E+06	3.37E+06	1.24E+05	
		0.00	98.87	27.27	14.38	0.99	0.85	0.91	0.17	0.10	
<sup>55</sup> <sub>24</sub> Cr	3.52 M	5.11E+05	1.53E+06								
		0.00	0.04								
<sup>54</sup> <sub>29</sub> Mn	312.2 D	5.11E+05	8.35E+05								
		0.00	100.00								
<sup>52</sup> <sub>23</sub> V	3.76 M	5.11E+05	1.43E+06	1.33E+06	1.53E+06						
		0.00	100.00	0.69	0.12						
<sup>53</sup> <sub>23</sub> V	3.74E+06Y	5.11E+05	6.64E+05	1.29E+06	2.83E+06	4.43E+06	2.47E+06	5.31E+06			
		0.00	90.00	1.01	0.77	0.39	0.18	0.18			

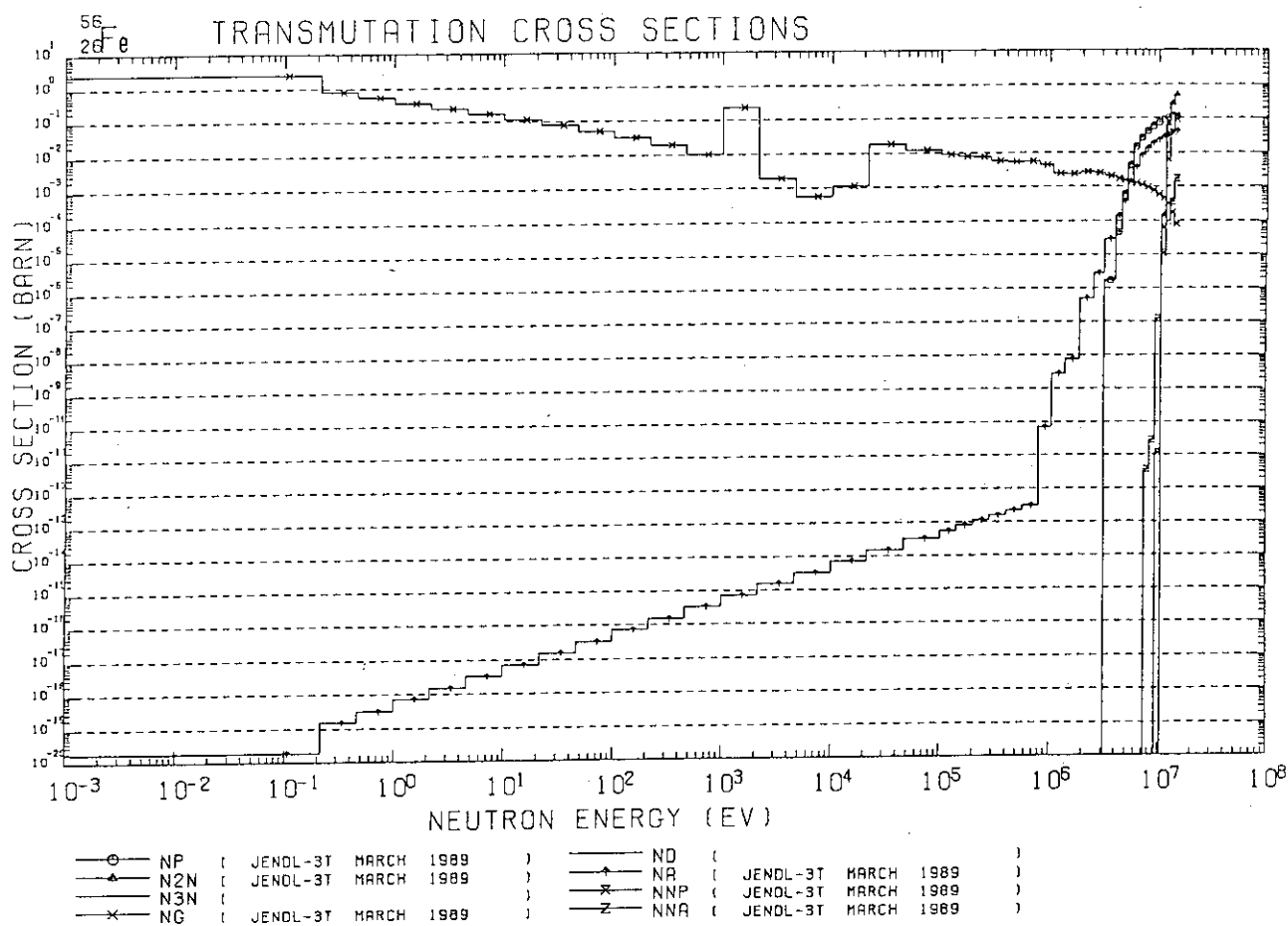




<sup>54</sup><sub>26</sub>Fe DECAY GAMMA-RAY TABLE

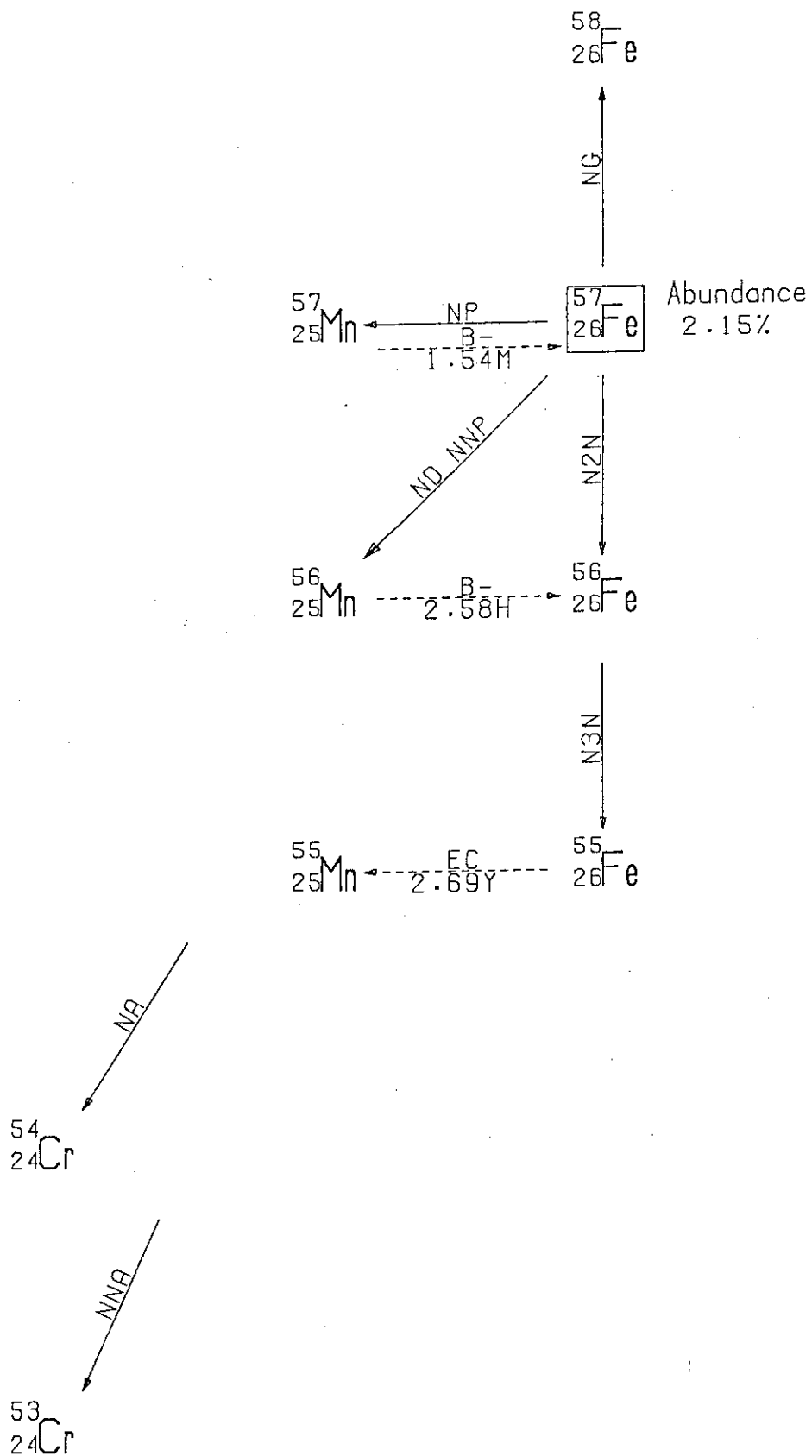
NUCLIDE	HALF LIFE	DECAY GAMMA-RAY ENERGY									
		YIELD (%)									
<sup>55</sup> <sub>26</sub> Fe	2.69 Y										
<sup>54</sup> <sub>25</sub> Mn	312.2 D	6.11E+05	8.55E+05								
<sup>51</sup> <sub>24</sub> Cr	27.70 D	5.11E+05	3.70E+05								
<sup>53</sup> <sub>26</sub> Fe	8.51 M	5.11E+05	3.78E+05	2.27E+06	2.75E+06	1.62E+06					
<sup>53a</sup> <sub>26</sub> Fe	2.51 M	5.11E+05	7.01E+05	1.33E+06	1.01E+06	2.34E+06	1.71E+06				
<sup>53</sup> <sub>25</sub> Mn	3.74E+06Y										
<sup>52</sup> <sub>26</sub> Fe	8.27 H	5.11E+05	1.69E+05								
<sup>52m</sup> <sub>25</sub> Mn	21.10 M	5.11E+05	1.43E+05	3.78E+05	1.73E+06	1.04E+06					
<sup>52</sup> <sub>25</sub> Mn	5.59 D	5.11E+05	1.43E+05	9.36E+05	7.44E+05	1.33E+06	1.25E+06	8.46E+05	3.46E+05	6.47E+05	6.00E+05
		67.00	100.00	84.50	90.00	5.07	4.21	3.32	0.96	0.40	0.39

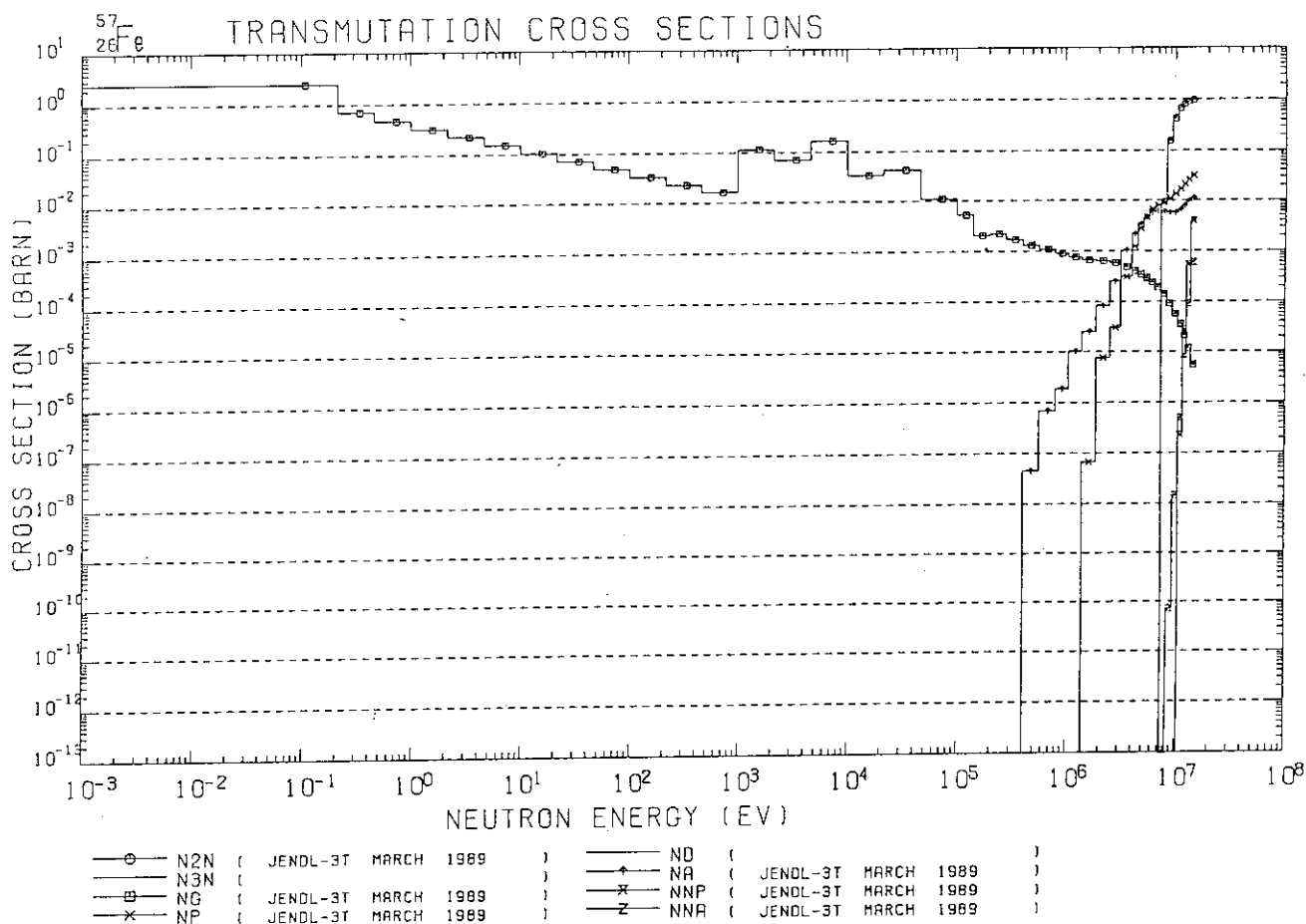




<sup>56</sup><sub>26</sub>Fe DECAY GAMMA-RAY TABLE

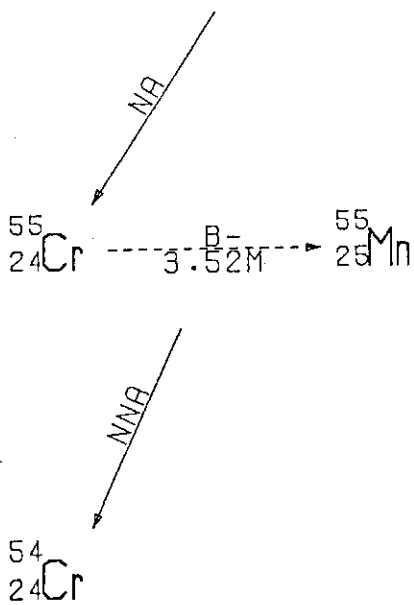
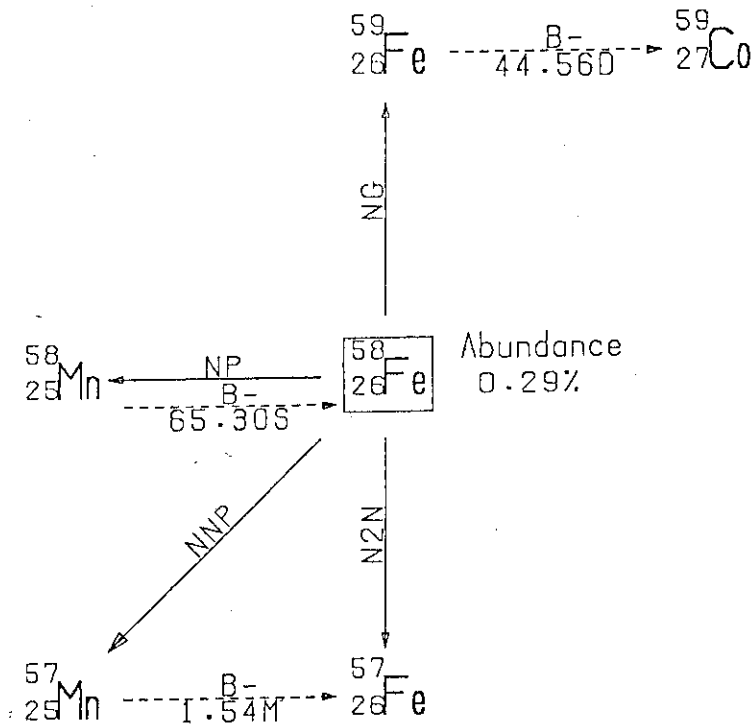
NUCLIDE	HALF LIFE	DECAY GAMMA-RAY ENERGY									
		YIELD (%)									
<sup>56</sup> <sub>26</sub> Fe	2.58 H	6.11E+05	8.47E+05	1.81E+06	2.11E+06	2.52E+06	2.66E+06	2.96E+06	3.37E+06	1.24E+08	
<sup>55</sup> <sub>26</sub> Fe	2.69 Y	0.00	98.87	27.27	14.38	0.99	0.65	0.31	0.17	0.10	

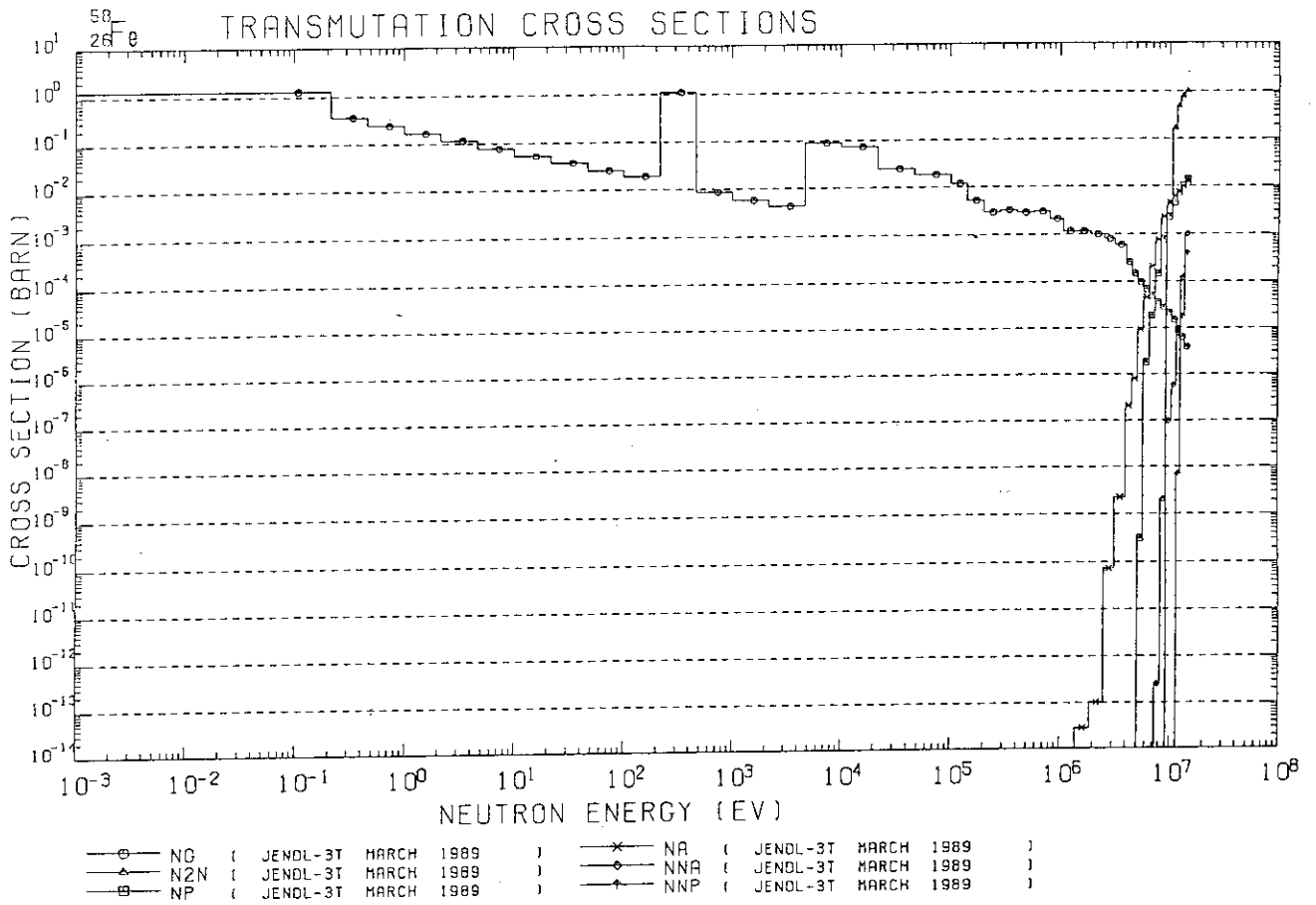




<sup>57</sup>/<sub>26</sub>Fe DECAY GAMMA-RAY TABLE

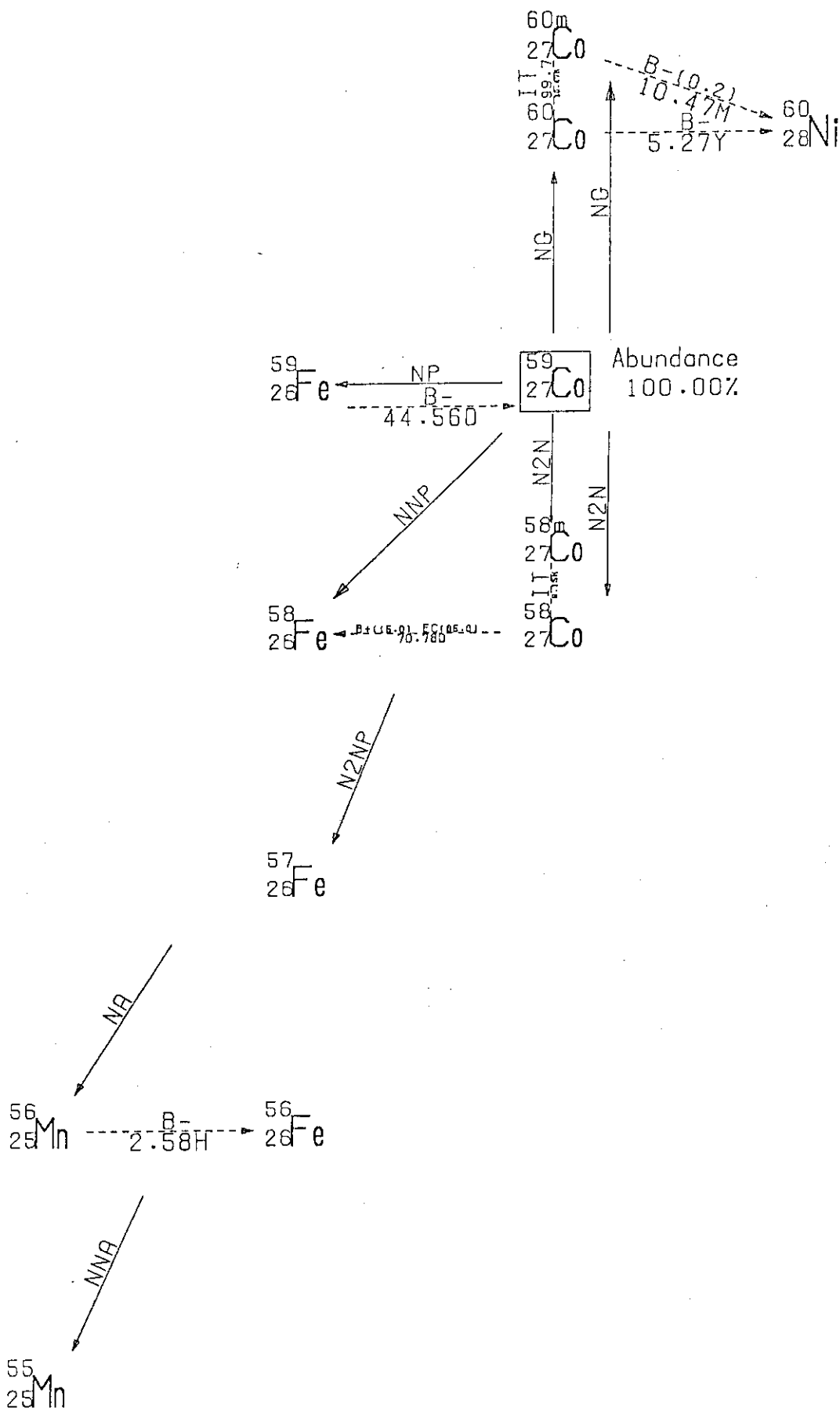
NUCLIDE	HALF LIFE	DECAY GAMMA-RAY ENERGY									
		YIELD (%)									
<sup>55</sup> / <sub>26</sub> Fe	2.69 Y										
<sup>57</sup> / <sub>26</sub> Mn	1.54 M	5.11E-05	1.22E+05	6.92E+05	3.52E+05	1.36E+06	1.61E+06	5.70E+05	3.67E+05	1.26E+06	6.71E+05
<sup>56</sup> / <sub>26</sub> Mn	2.58 H	0.00	10.30	4.09	1.55	1.45	0.55	0.39	0.30	0.24	0.19
		5.11E-05	8.47E+05	1.81E+06	2.11E+06	2.52E+06	2.66E+06	2.96E+06	3.37E+06	1.24E+06	
		0.00	98.87	27.27	14.38	0.99	0.65	0.31	0.17	0.10	

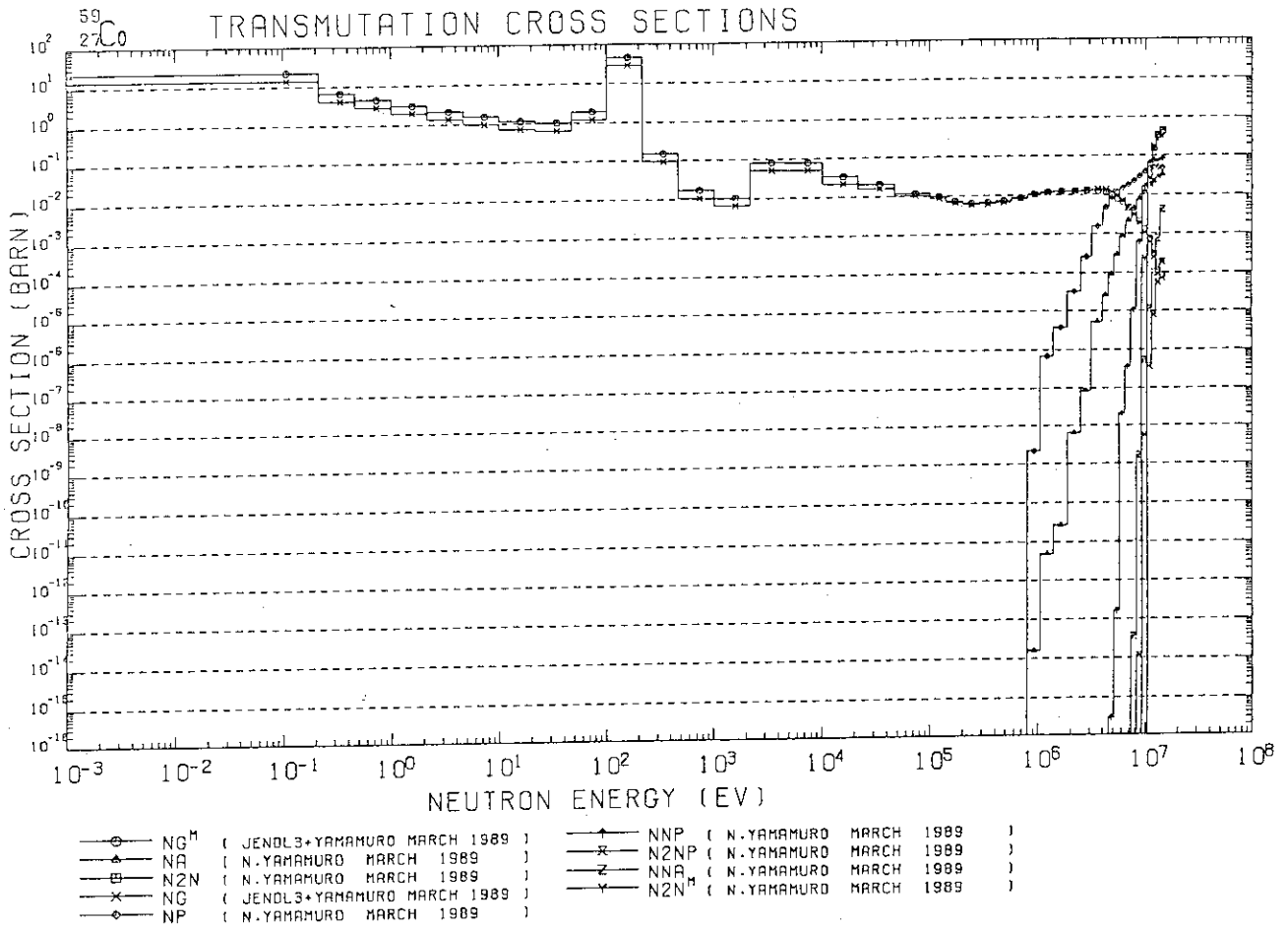




<sup>58</sup><sub>26</sub>Fe DECAY GAMMA-RAY TABLE

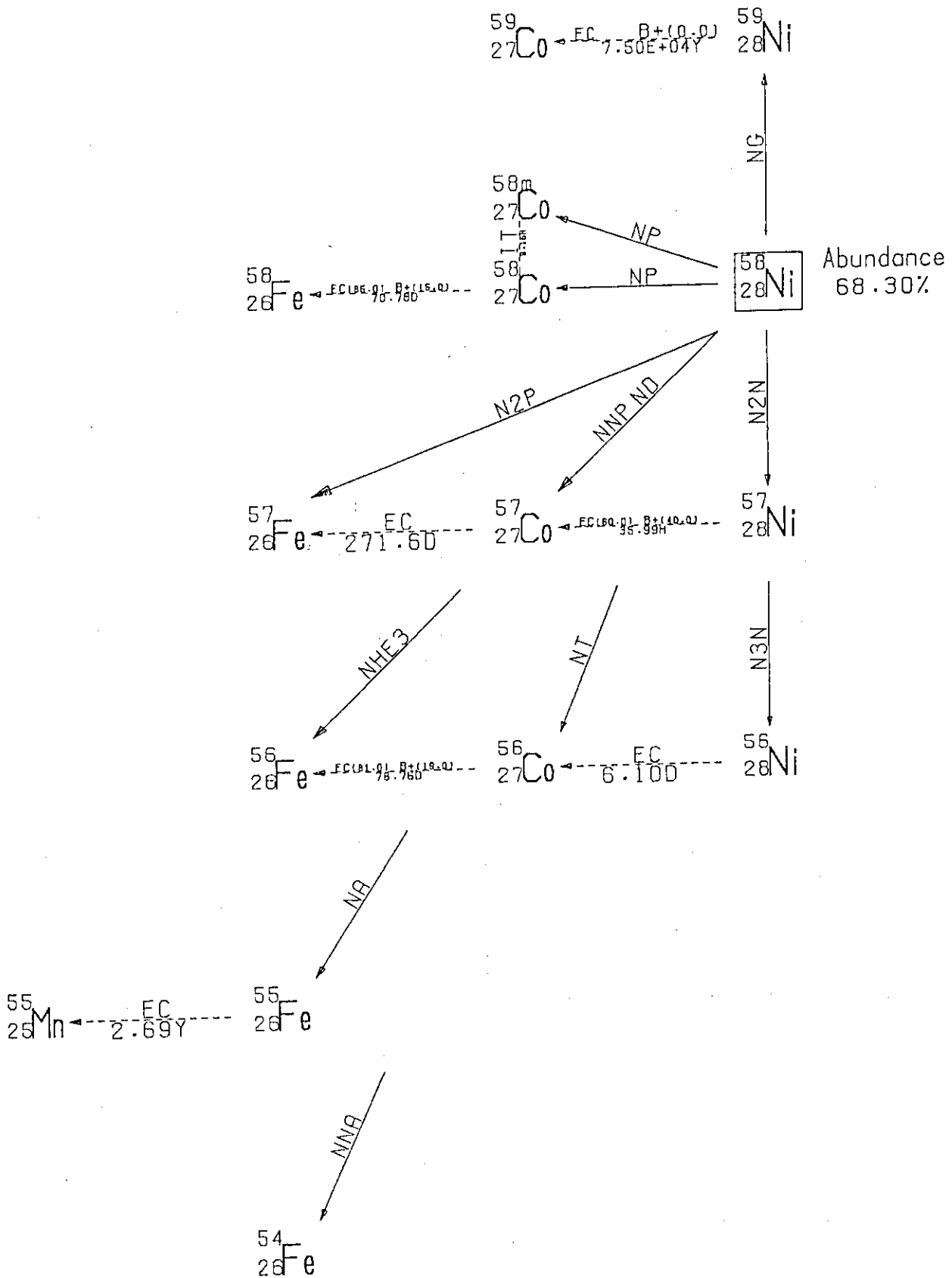
NUCLIDE	HALF LIFE	DECAY GAMMA-RAY ENERGY									
		YIELD (%)									
<sup>58</sup> <sub>26</sub> Fe	44.56 D	5.11E+05	1.10E+06	1.29E+06	1.92E+05	1.49E+05	3.35E+05				
		0.00	56.50	43.50	2.66	0.87	0.27				
<sup>58</sup> <sub>25</sub> Mn	65.30 S	5.11E+05	6.11E+05	1.32E+06	4.69E+05	8.64E+05	1.67E+06	1.27E+06	6.24E+05	1.77E+06	1.79E+06
		0.00	82.20	55.19	19.98	13.81	10.85	8.47	3.44	2.95	2.58
<sup>55</sup> <sub>24</sub> Cr	3.52 M	5.11E+05	1.53E+06								
		0.00	0.04								
<sup>57</sup> <sub>25</sub> Mn	1.54 M	5.11E+05	1.22E+05	6.92E+05	3.62E+05	1.38E+05	1.61E+06	5.70E+05	3.67E+05	1.28E+06	6.71E+05
		0.00	10.30	4.08	1.66	1.43	0.66	0.39	0.30	0.24	0.19

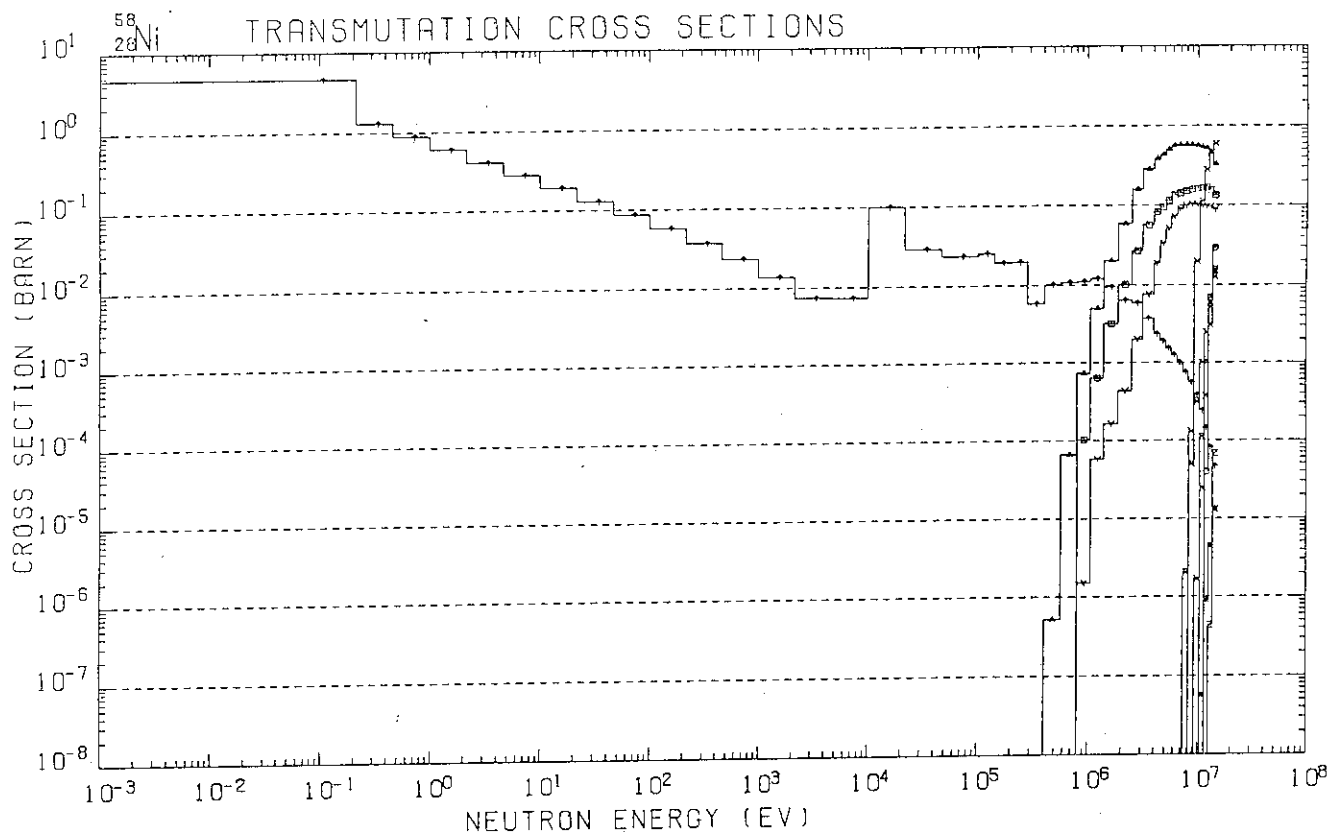




<sup>59</sup><sub>27</sub>Co DECAY GAMMA-RAY TABLE

NUCLIDE	HALF LIFE	DECAY GAMMA-RAY ENERGY									
		YIELD (%)									
<sup>60</sup> <sub>27</sub> Co	5.27 Y	5.11E+05	1.17E+06	1.33E+06							
		0.00	100.00	100.00							
<sup>56</sup> <sub>25</sub> Mn	2.58 H	5.11E+05	8.47E+05	1.01E+06	2.11E+05	2.52E+06	2.86E+06	2.96E+06	3.37E+06	1.24E+06	
		0.00	98.87	27.27	14.38	0.99	0.65	0.31	0.17	0.10	
<sup>58</sup> <sub>27</sub> Co	70.78 D	5.11E+05	8.11E+05	8.64E+05	1.87E+06						
		90.00	99.44	0.74	0.54						
<sup>60m</sup> <sub>27</sub> Co	10.47 M	5.11E+05	5.90E+04	1.33E+05							
		0.00	2.00	0.24							
<sup>59</sup> <sub>26</sub> Fe	44.56 D	5.11E+05	1.10E+06	1.29E+06	1.92E+05	1.48E+05	3.35E+06				
		0.00	66.50	43.60	2.65	0.87	0.27				
<sup>58m</sup> <sub>27</sub> Co	9.15 H	5.11E+05	2.50E+04								
		0.00	0.04								

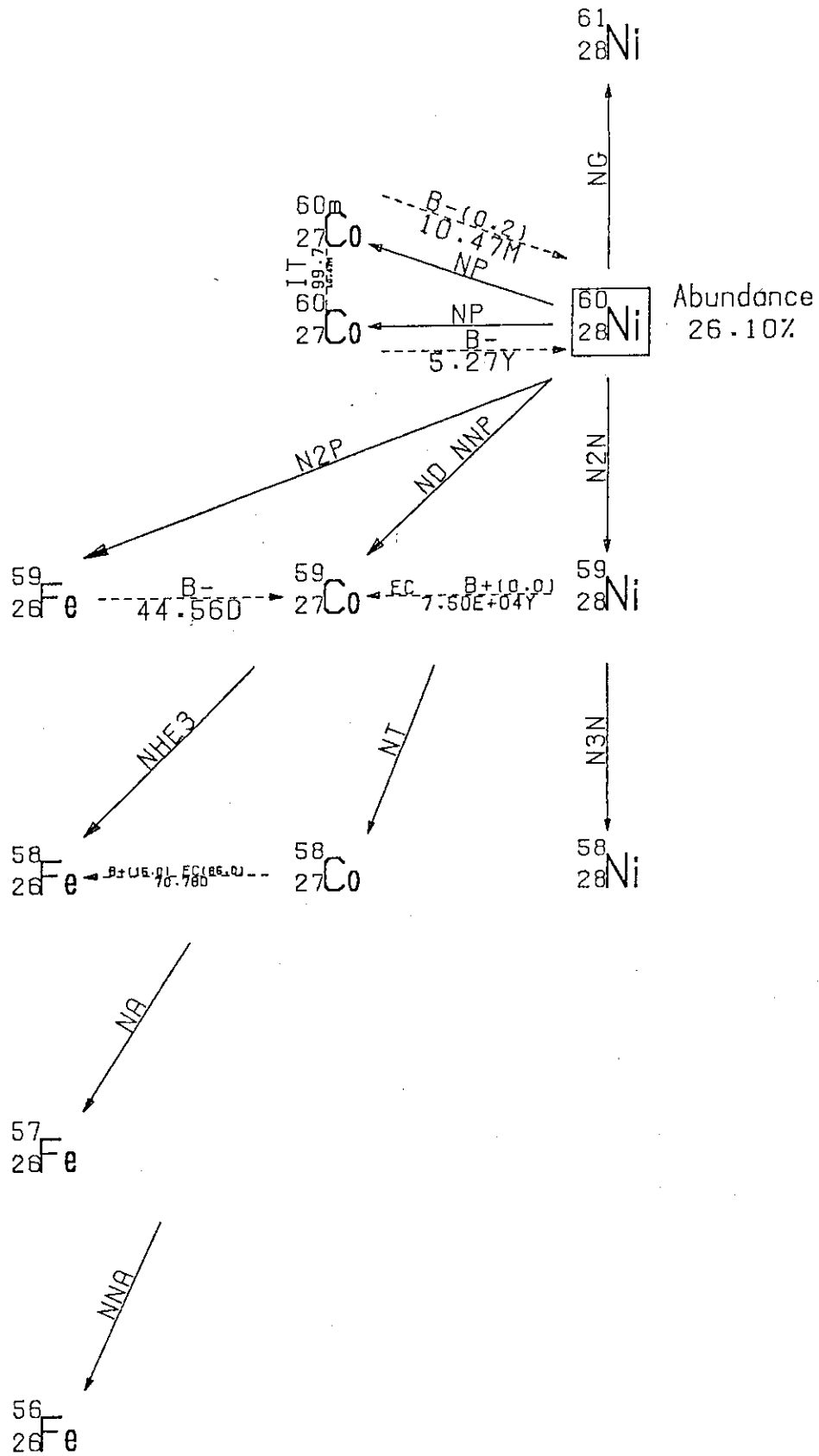


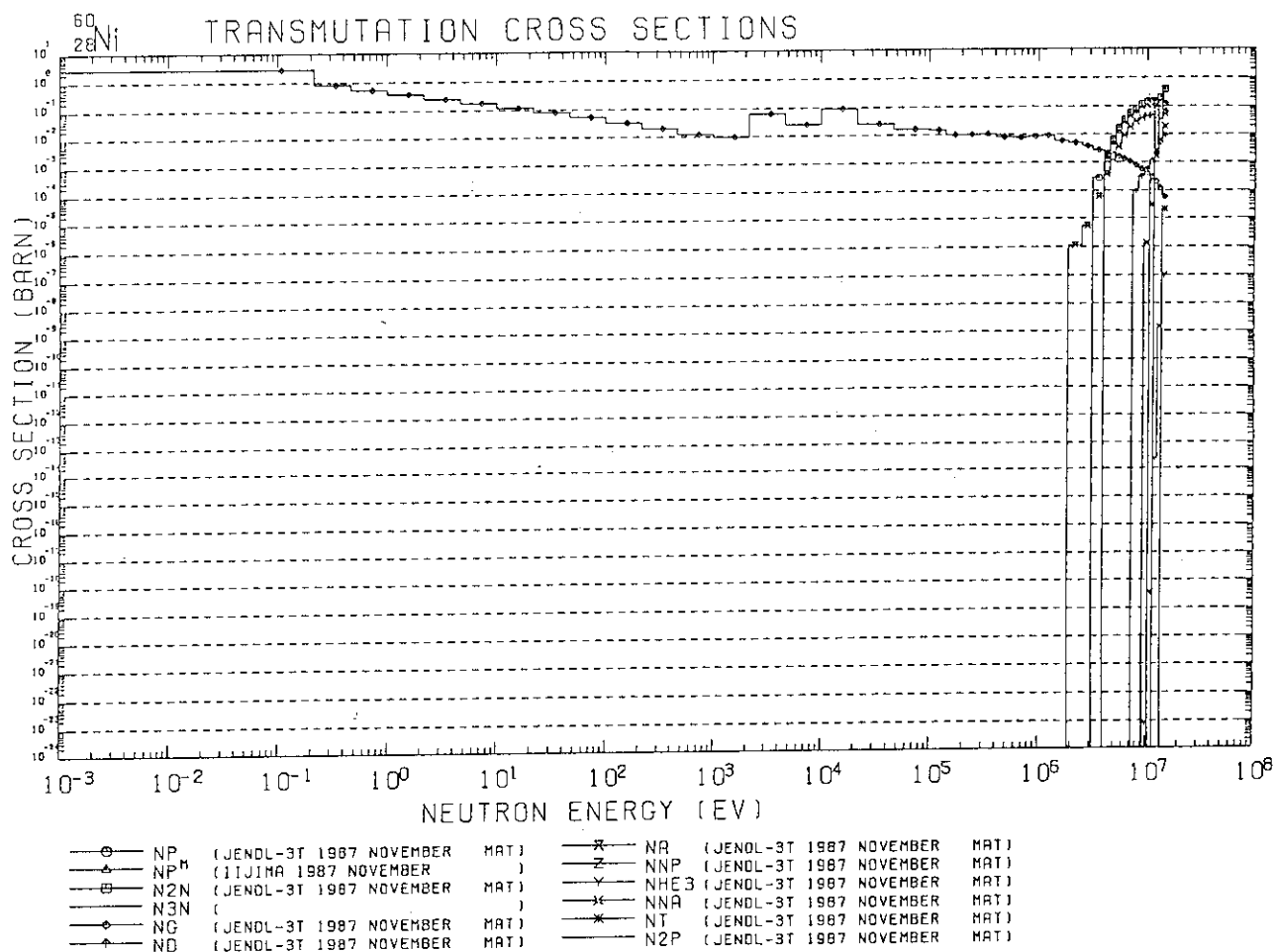


- N2N (JENDL-3T 1987 NOVEMBER MAT)
- △ NP (JENDL-3T 1987 NOVEMBER MAT)
- NP<sup>H</sup> (IJJIMA 1987 NOVEMBER )
- × NNP (JENDL-3T 1987 NOVEMBER MAT)
- N3N ( )
- NG (JENDL-3T 1987 NOVEMBER MAT)
- × NO (JENDL-3T 1987 NOVEMBER MAT)
- NT (JENDL-3T 1987 NOVEMBER MAT)
- NY (JENDL-3T 1987 NOVEMBER MAT)
- NA (JENDL-3T 1987 NOVEMBER MAT)
- × NNA (JENDL-3T 1987 NOVEMBER MAT)
- × NHE3 (JENDL-3T 1987 NOVEMBER MAT)
- N2P (JENDL-3T 1987 NOVEMBER MAT)

<sup>58</sup><sub>28</sub>Ni DECAY GAMMA-RAY TABLE

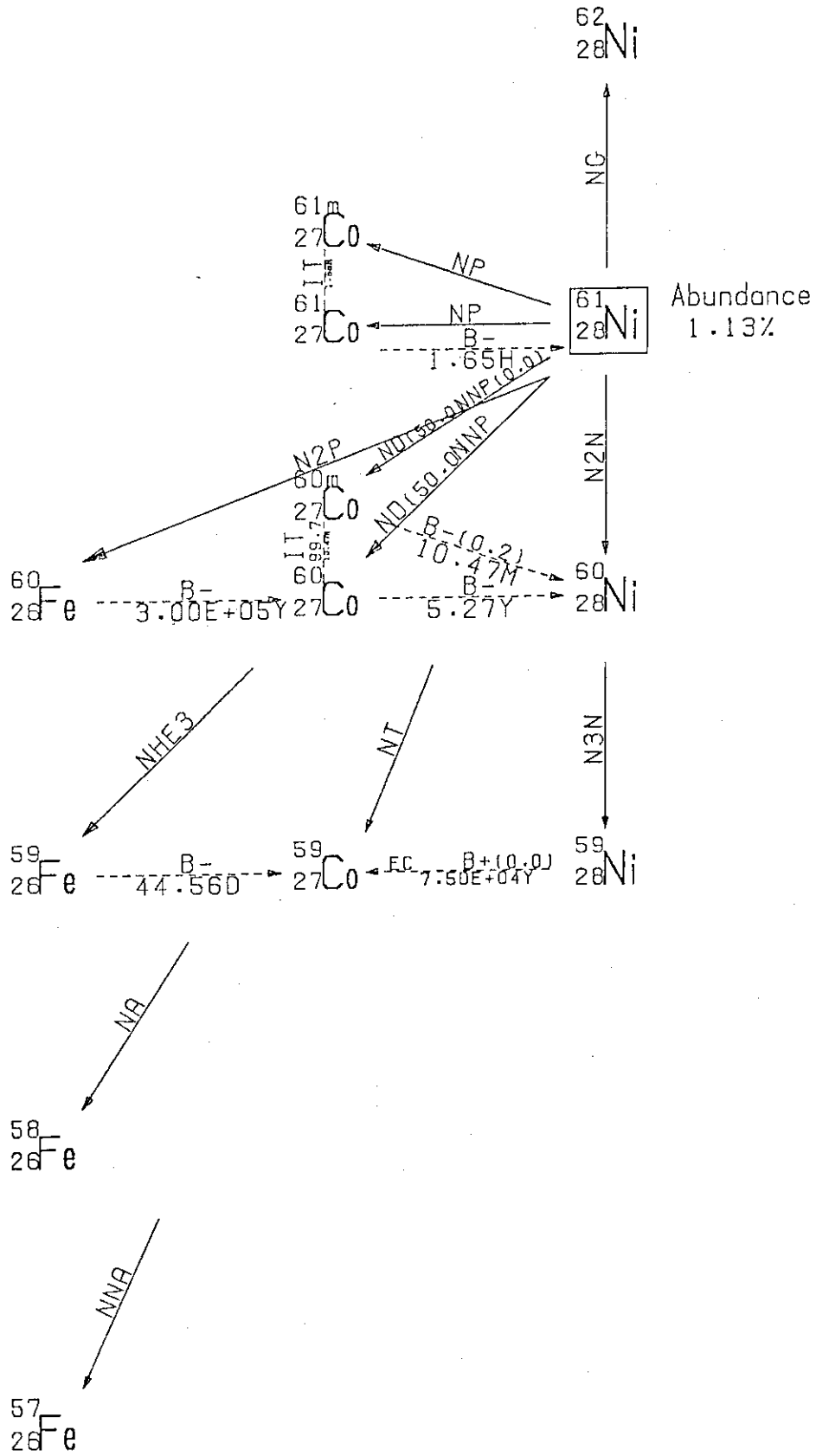
NUCLIDE	HALF LIFE	DECAY GAMMA-RAY ENERGY									
		YIELD (%)									
<sup>57</sup> <sub>28</sub> Ni	35.99 H	6.11E+05	1.38E+06	1.92E+06	1.27E+05	1.76E+08					
		80.00	77.60	14.89	12.90	7.19					
<sup>57</sup> <sub>27</sub> Co	271.6 D	5.11E+05	1.22E+05	1.36E+05	1.44E+04	6.92E+05					
		0.00	85.60	11.17	9.78	0.16					
<sup>58</sup> <sub>27</sub> Co	70.78 D	5.11E+05	8.11E+05	8.64E+05	1.67E+06						
		90.00	99.44	0.74	0.54						
<sup>58m</sup> <sub>27</sub> Co	9.15 H	5.11E+05	2.50E+04								
		0.00	0.04								
<sup>56</sup> <sub>28</sub> Ni	6.10 D	5.11E+05	1.68E+05	8.12E+05	7.60E+05	2.68E+05	4.80E+05	1.56E+06			
		0.00	98.90	74.15	47.85	34.01	31.83	13.21			
<sup>59</sup> <sub>28</sub> Ni	7.50E+04Y										
<sup>56</sup> <sub>27</sub> Co	78.76 D	5.11E+05	8.47E+05	1.24E+06	2.60E+06	1.77E+06	1.04E+06	2.03E+06	3.26E+06	1.35E+08	2.02E+08
		40.00	99.95	67.57	16.89	15.69	19.99	7.89	7.41	4.33	3.08
<sup>55</sup> <sub>26</sub> Fe	2.69 Y										

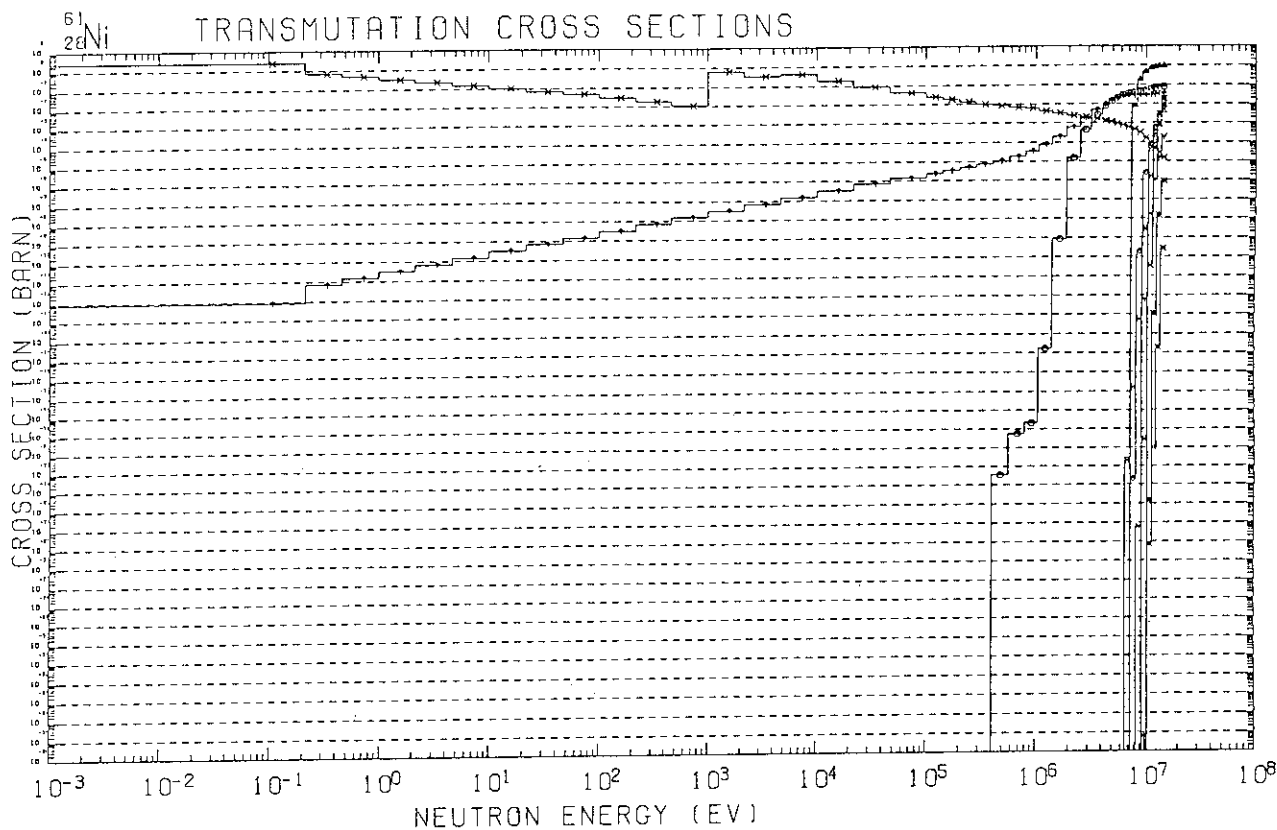




<sup>60</sup><sub>28</sub>Ni DECAY GAMMA-RAY TABLE

NUCLIDE	HALF LIFE	DECAY GAMMA-RAY ENERGY					
		YIELD (%)					
<sup>60</sup> <sub>27</sub> Co	5.27 Y	5.11E+05	1.17E+06	1.33E+06			
		0.00	100.00	100.00			
<sup>60m</sup> <sub>27</sub> Co	10.47 M	5.11E+05	5.80E+04	1.33E+06			
		0.00	2.00	0.24			
<sup>59</sup> <sub>28</sub> Ni	7.50E+04Y						
<sup>59</sup> <sub>26</sub> Fe	44.56 D	5.11E+05	1.10E+06	1.29E+05	1.92E+05	1.43E+05	3.35E+05
		0.00	56.50	43.50	2.55	0.87	0.27
<sup>58</sup> <sub>27</sub> Co	70.78 D	5.11E+05	8.11E+05	8.64E+05	1.67E+06		
		30.00	99.44	0.74	0.54		

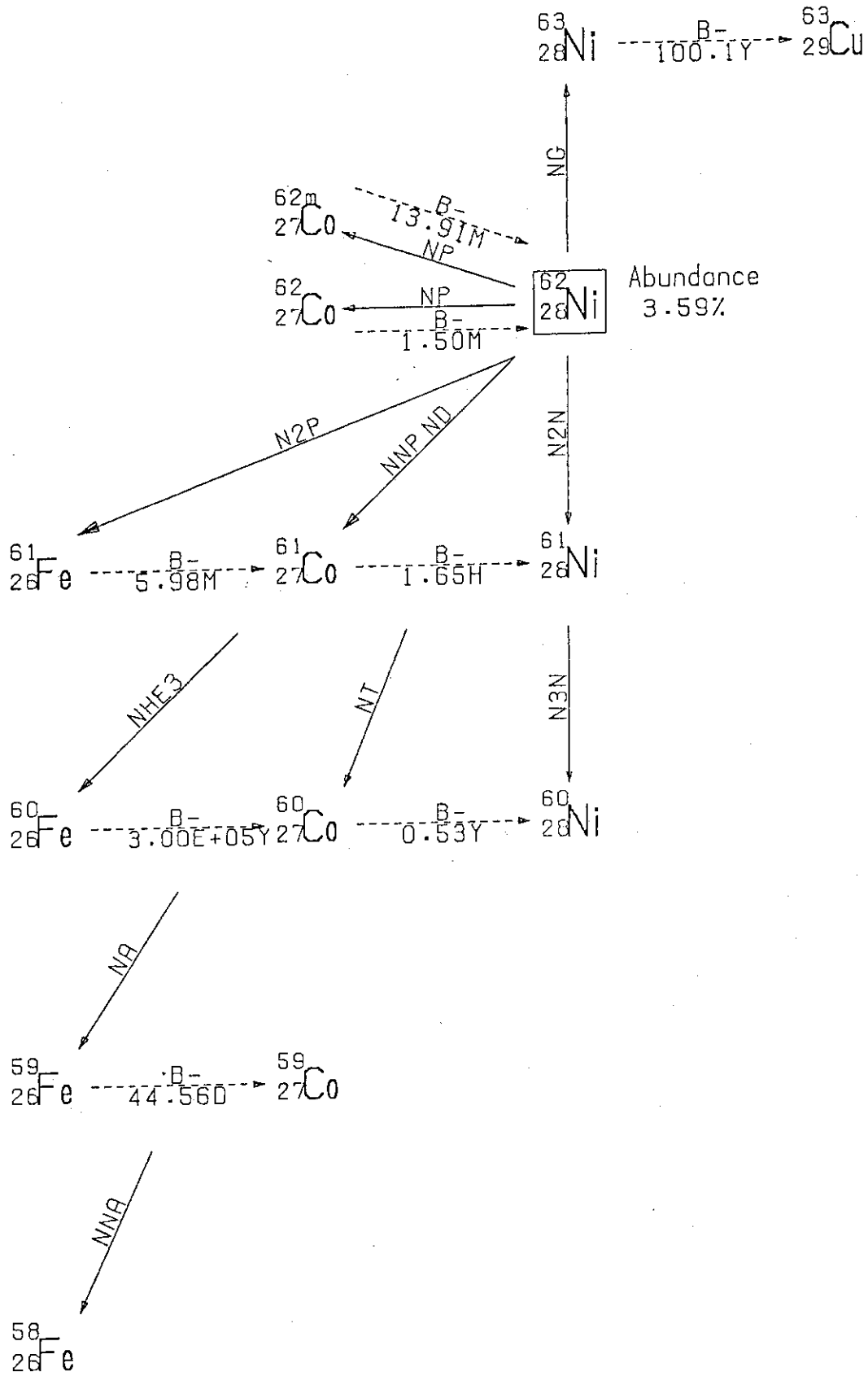


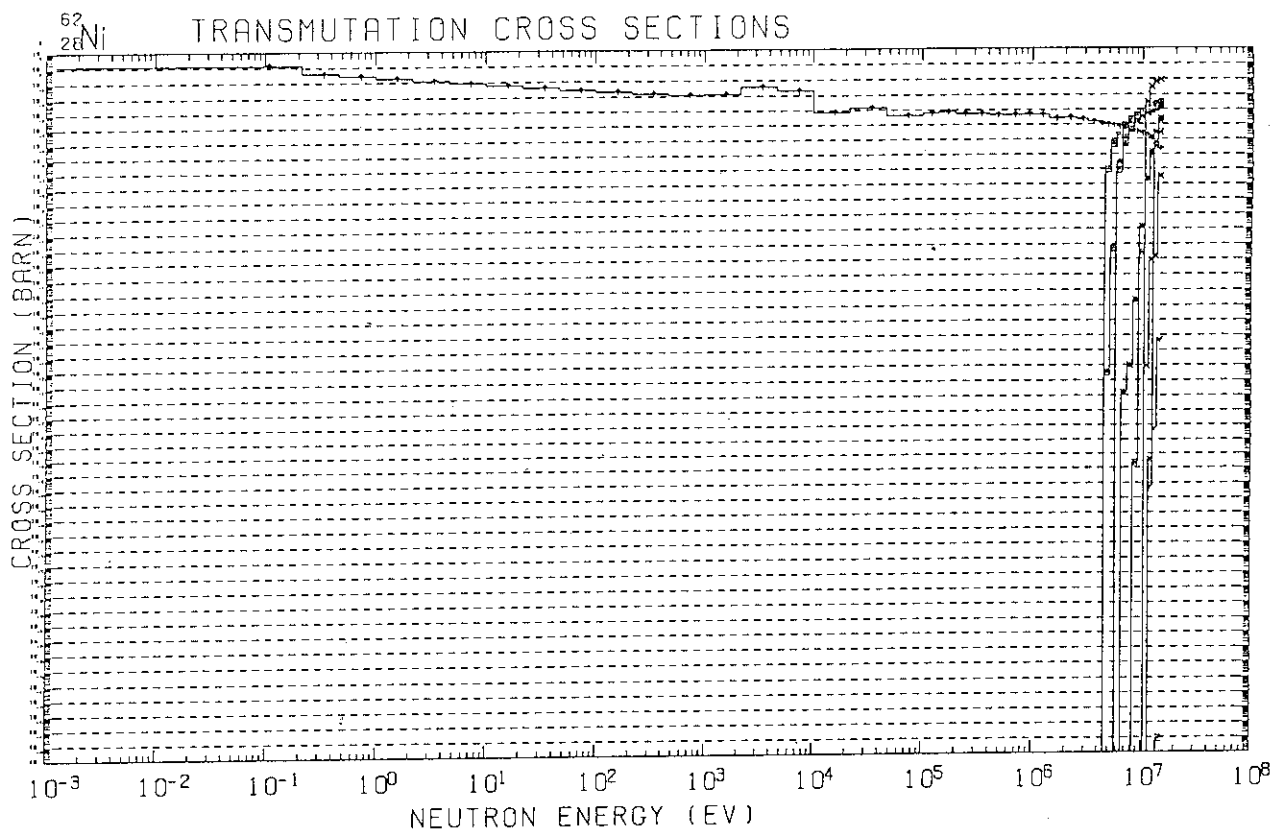


- NP (JENDL-3T 1987 NOVEMBER MAT)
- △ N2N (JENDL-3T 1987 NOVEMBER MAT)
- N3N ( )
- × NG (JENDL-3T 1987 NOVEMBER MAT)
- ◇ NO (JENDL-3T 1987 NOVEMBER MAT)
- ▲ NR (JENDL-3T 1987 NOVEMBER MAT)
- ✱ NNP (JENDL-3T 1987 NOVEMBER MAT)
- ⊖ NP<sup>H</sup> (IJJIMA 1987 NOVEMBER )
- ⊕ NT (JENDL-3T 1987 NOVEMBER MAT)
- ✱ NHE3 (JENDL-3T 1987 NOVEMBER MAT)
- ✱ N2P (JENDL-3T 1987 NOVEMBER MAT)
- ✱ NNA (JENDL-3T 1987 NOVEMBER MAT)

<sup>61</sup><sub>28</sub>Ni DECAY GAMMA-RAY TABLE

NUCLIDE	HALF LIFE	DECAY GAMMA-RAY ENERGY					
		YIELD (%)					
<sup>61</sup> <sub>27</sub> Co	1.65 H	5.11E+05	6.71E+04	9.09E+05	8.42E+05		
		0.00	86.09	9.02	0.60		
<sup>60</sup> <sub>27</sub> Co	5.27 Y	5.11E+05	1.17E+06	1.33E+06			
		0.00	100.00	100.00			
<sup>60m</sup> <sub>27</sub> Co	10.47 M	5.11E+05	5.90E+04	1.33E+06			
		0.00	2.00	0.24			
<sup>59</sup> <sub>28</sub> Ni	7.50E+04Y						
<sup>60</sup> <sub>28</sub> Fe	3.00E+05Y						
<sup>61m</sup> <sub>27</sub> Co	1.65 H						
<sup>59</sup> <sub>28</sub> Fe	44.56 D	6.11E+05	1.10E+06	1.29E+06	1.92E+06	1.49E+06	3.36E+06
		0.00	56.50	43.50	2.66	0.87	0.27

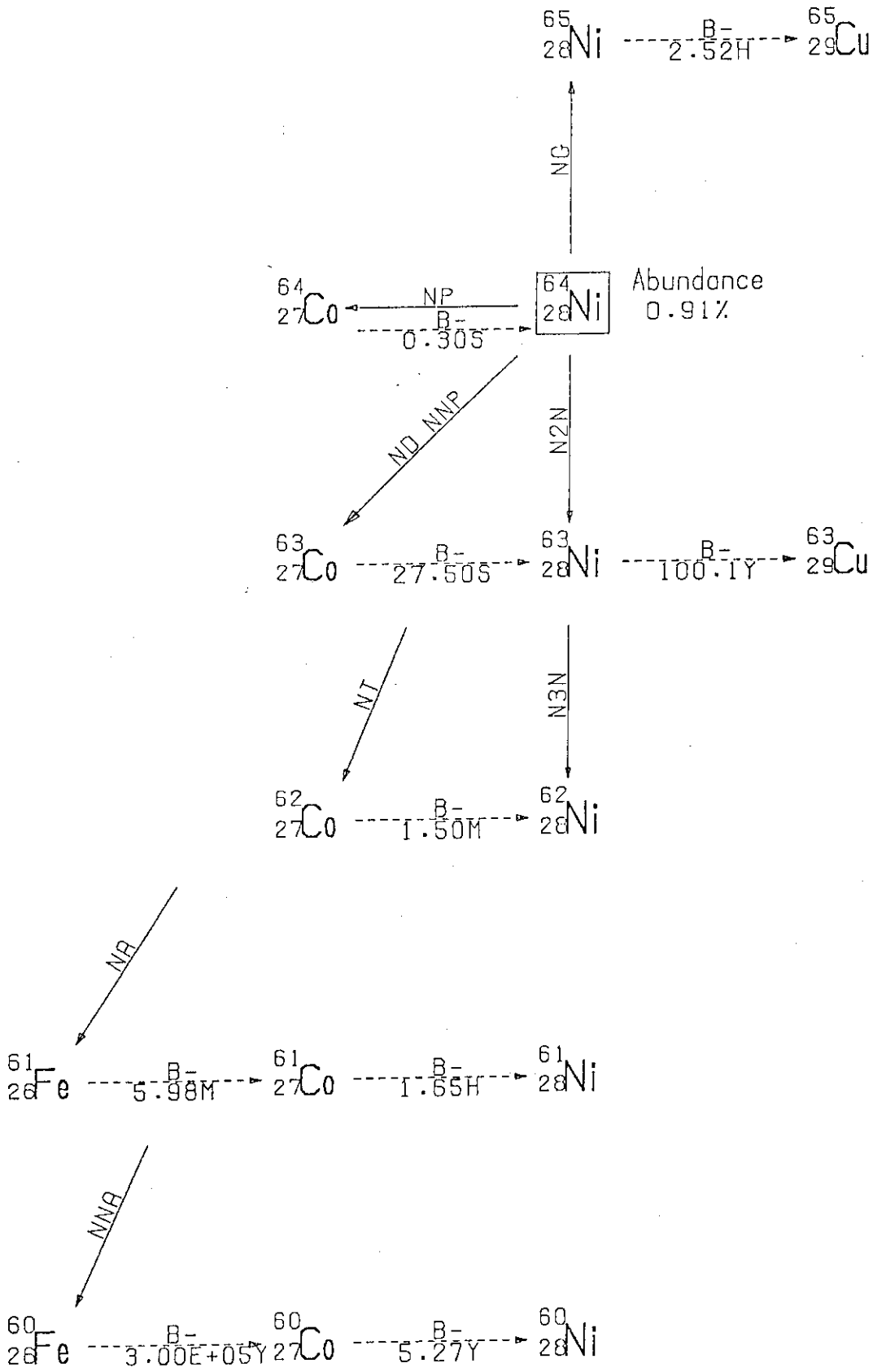


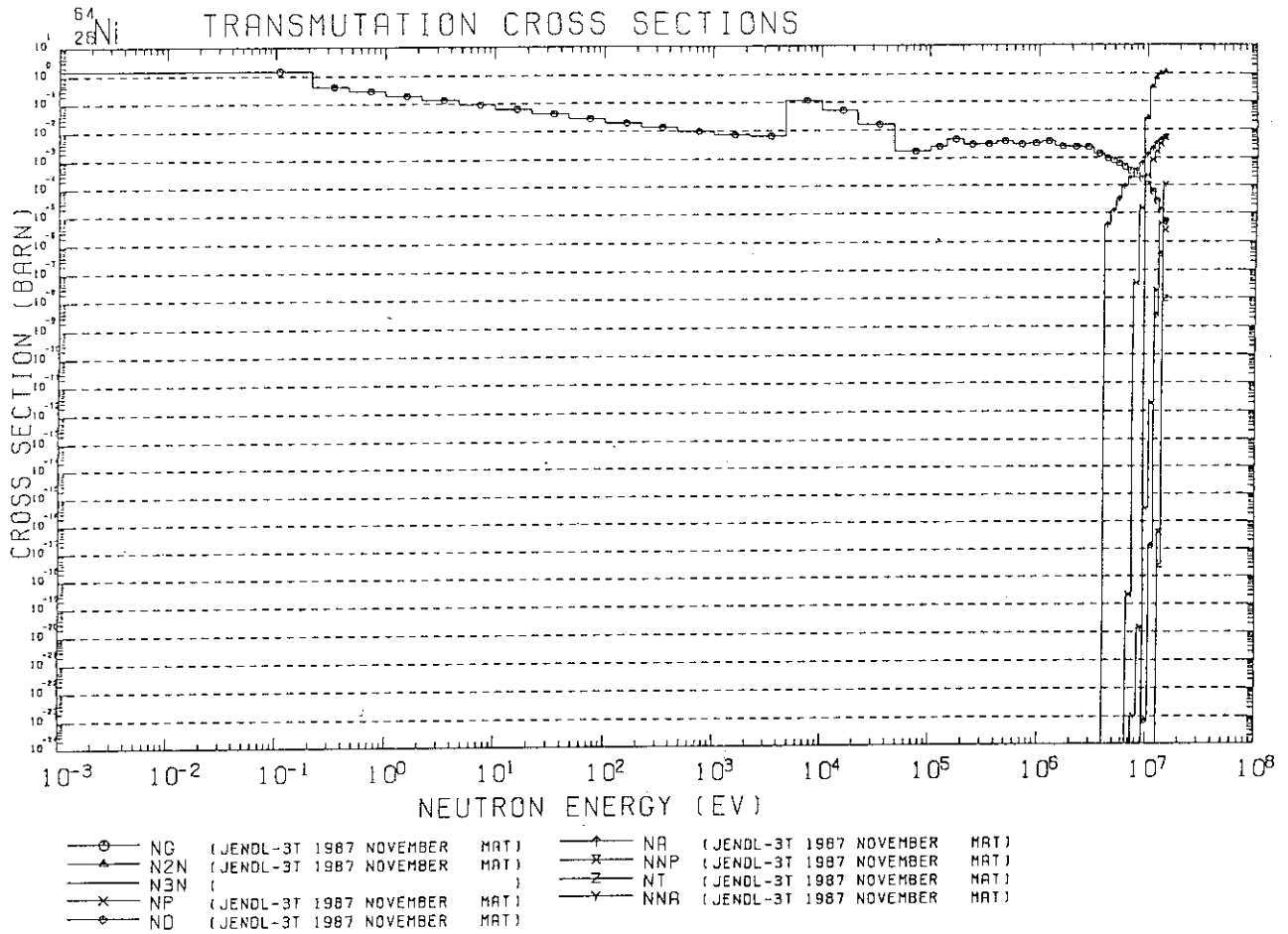


- NP (JENDL-3T 1987 NOVEMBER MAT)
- △ NP<sup>H</sup> (IJIMA 1987 NOVEMBER )
- NA (JENDL-3T 1987 NOVEMBER MAT)
- × N2N (JENDL-3T 1987 NOVEMBER MAT)
- N3N ( )
- ↑ NG (JENDL-3T 1987 NOVEMBER MAT)
- × NNP (JENDL-3T 1987 NOVEMBER MAT)
- z N2P (JENDL-3T 1987 NOVEMBER MAT)
- y NHE3 (JENDL-3T 1987 NOVEMBER MAT)

<sup>62</sup><sub>28</sub>Ni DECAY GAMMA-RAY TABLE

NUCLIDE	HALF LIFE	DECAY GAMMA-RAY ENERGY									
		YIELD (%)									
<sup>62</sup> <sub>27</sub> Co	1.50 M	5.11E+05	1.17E+06	2.30E+06	1.13E+06	1.99E+06	2.35E+06	3.16E+06	1.89E+06	9.37E+06	3.27E+06
		0.00	82.60	15.97	19.54	2.35	1.11	0.84	0.44	0.43	0.29
<sup>62m</sup> <sub>27</sub> Co	13.91 M	5.11E+05	1.17E+06	1.16E+06	2.00E+06	1.72E+06	2.10E+06	7.78E+05	2.30E+06	8.76E+05	1.13E+06
		0.00	97.90	69.04	19.59	7.00	6.92	2.00	1.78	1.39	1.39
<sup>59</sup> <sub>28</sub> Fe	44.56 D	5.11E+05	1.10E+06	1.29E+06	1.92E+05	1.43E+05	3.35E+05				
		0.00	96.50	43.50	2.65	0.87	0.27				
<sup>61</sup> <sub>27</sub> Co	1.65 H	5.11E+05	6.71E+04	8.09E+05	8.42E+05						
		0.00	86.00	3.02	0.60						
<sup>63</sup> <sub>28</sub> Ni	100.1 Y										
<sup>60</sup> <sub>28</sub> Fe	3.00E+05Y										
<sup>61</sup> <sub>28</sub> Fe	5.98 M	5.11E+05	1.21E+06	1.03E+06	2.98E+05	1.65E+06	1.20E+06	2.01E+06	1.78E+06	5.18E+05	7.48E+06
		0.00	43.60	42.96	22.47	7.01	5.96	4.44	2.02	0.93	0.81
<sup>60</sup> <sub>27</sub> Co	0.53 Y	5.11E+05	1.17E+06	1.35E+06							
		0.00	100.00	100.00							

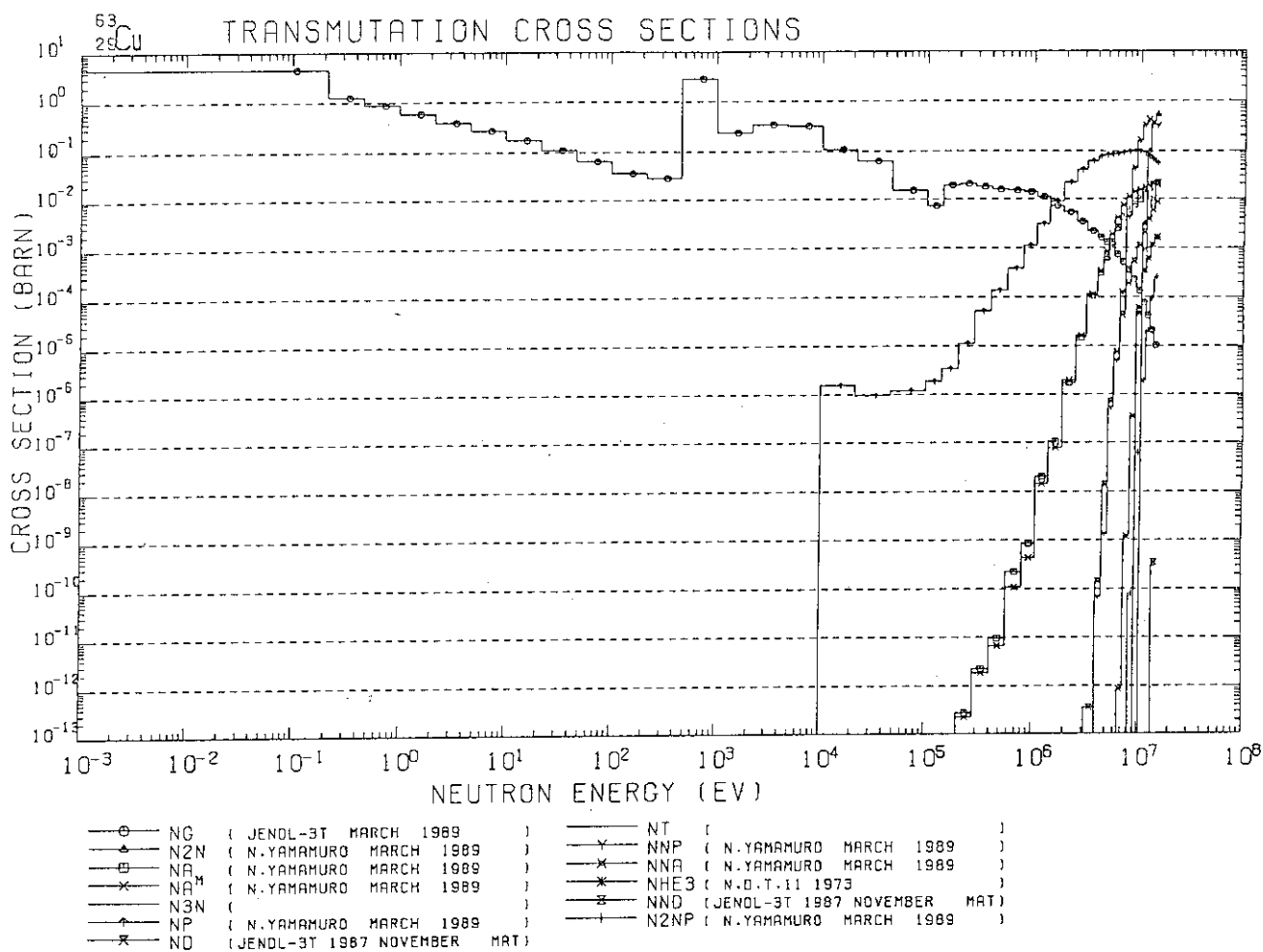




<sup>64</sup><sub>28</sub>Ni DECAY GAMMA-RAY TABLE

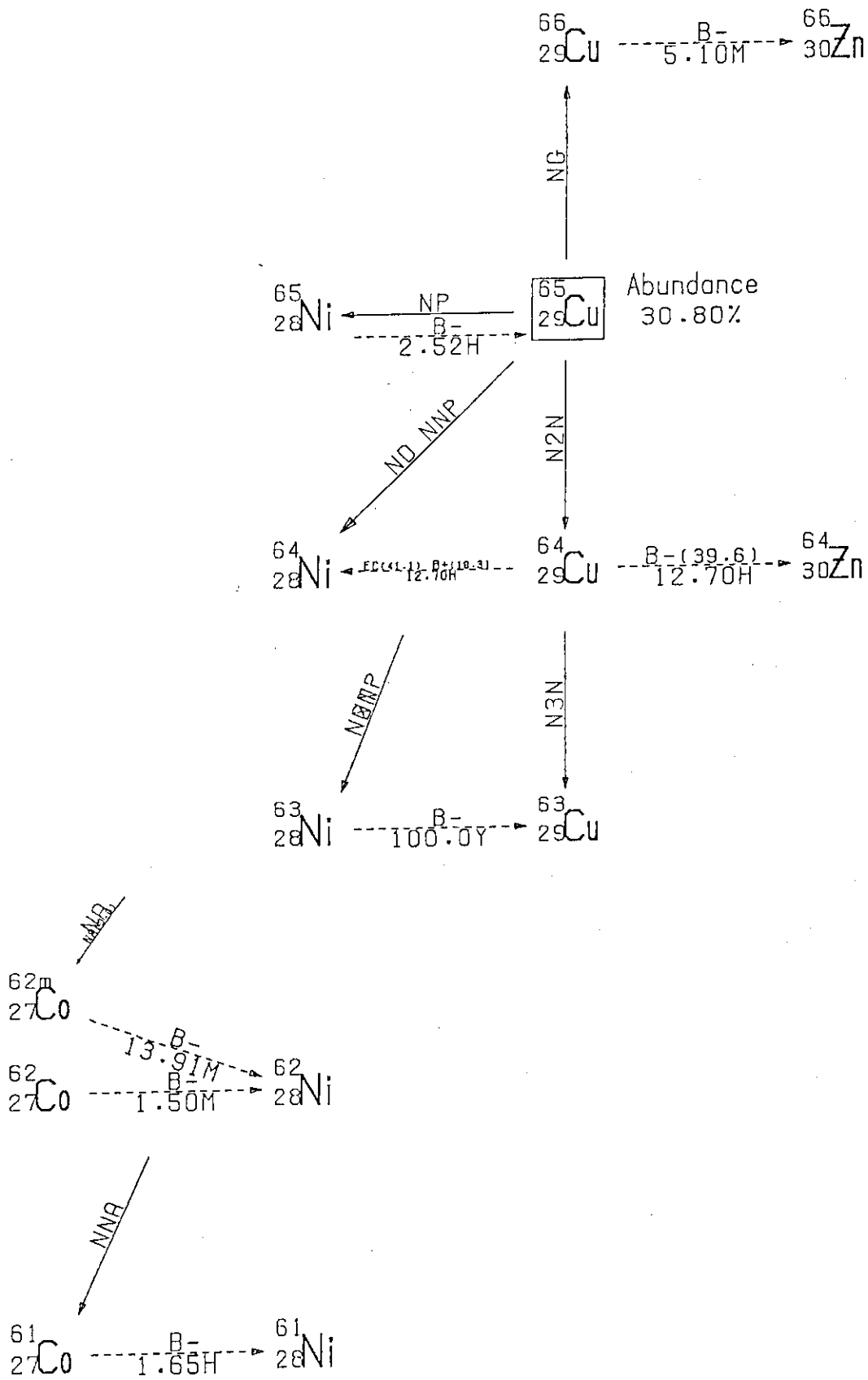
NUCLIDE	HALF LIFE		DECAY GAMMA-RAY ENERGY									
			YIELD (%)									
<sup>65</sup> <sub>28</sub> Ni	2.52	H	5.11E+05	1.48E+05	1.12E+06	3.66E+05	1.62E+06	1.72E+06	6.08E+05	6.09E+05		
			0.00	23.60	16.19	4.78	0.48	0.40	0.30	0.15		
<sup>63</sup> <sub>28</sub> Ni	100.1	Y	5.11E+05	1.35E+06	9.31E+05							
			0.00	10.00	5.00							
<sup>64</sup> <sub>27</sub> Co	0.30	S	5.11E+05	8.71E+04	9.82E+05	1.56E+05	1.07E+06	2.17E+06	9.14E+05			
			0.00	49.30	2.64	1.79	1.65	1.27	0.45			
<sup>63</sup> <sub>27</sub> Co	27.50	S	5.11E+05	8.71E+04	9.82E+05	1.56E+05	1.07E+06	2.17E+06	9.14E+05			
			0.00	49.30	2.64	1.79	1.65	1.27	0.45			
<sup>61</sup> <sub>26</sub> Fe	5.98	M	5.11E+05	1.21E+06	1.03E+06	2.98E+05	1.66E+06	1.20E+06	2.01E+06	1.78E+06	6.18E+05	7.48E+05
			0.00	43.60	42.95	22.42	7.01	5.36	4.44	2.02	0.93	0.81
<sup>61</sup> <sub>27</sub> Co	1.65	H	5.11E+05	6.71E+04	9.09E+05	8.42E+05						
			0.00	86.00	3.02	0.60						
<sup>60</sup> <sub>27</sub> Co	5.27	Y	5.11E+05	1.17E+06	1.93E+06							
			0.00	100.00	100.00							
<sup>62</sup> <sub>27</sub> Co	1.50	M	5.11E+05	1.17E+06	2.30E+06	1.13E+06	1.99E+06	2.35E+06	3.16E+06	1.89E+06	9.37E+06	3.27E+06
			0.00	82.60	16.87	13.54	2.35	1.11	0.84	0.44	0.43	0.29
<sup>60</sup> <sub>26</sub> Fe	3.00E+05Y											

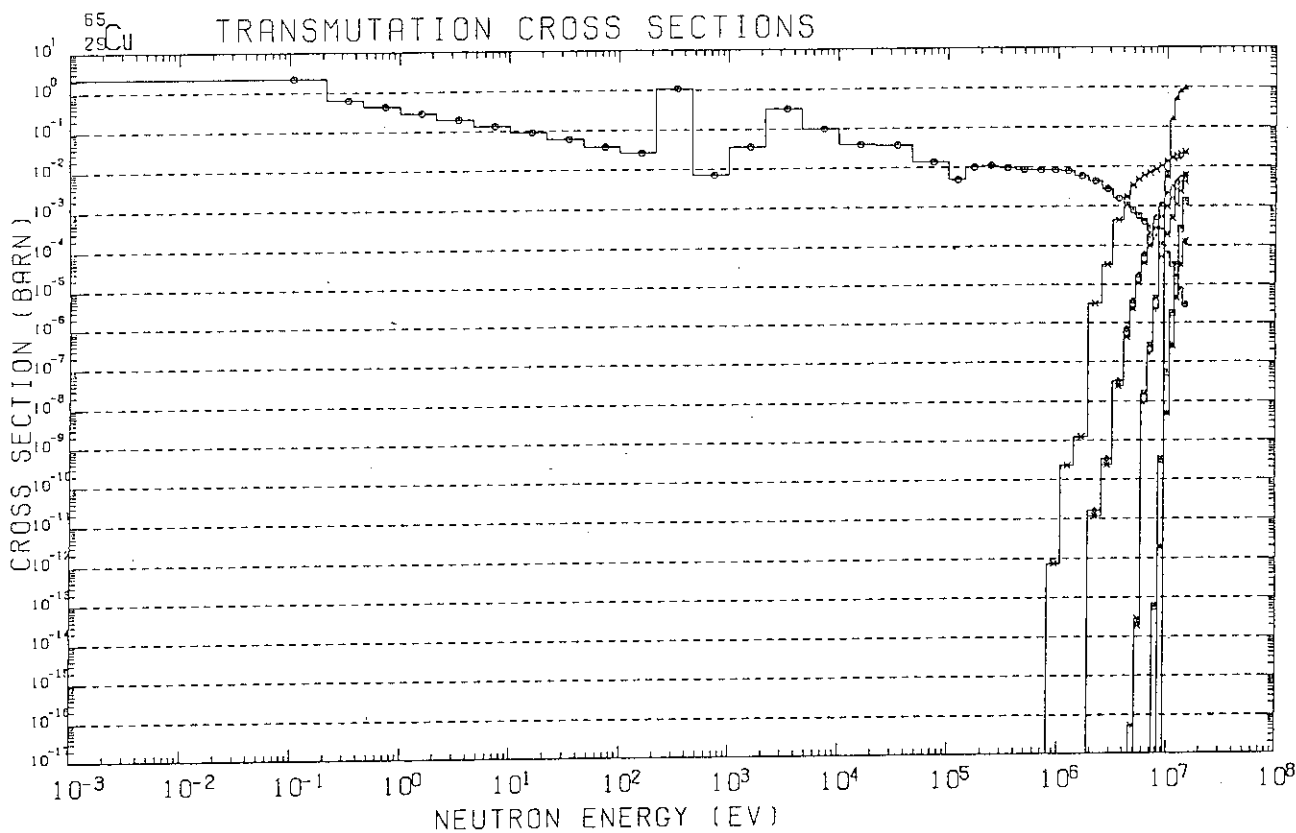




<sup>63</sup><sub>29</sub>Cu DECAY GAMMA-RAY TABLE

NUCLIDE	HALF LIFE	DECAY GAMMA-RAY ENERGY									
		YIELD (%)									
<sup>64</sup> <sub>29</sub> Cu	12.70 H	5.11E+05	1.35E+06								
		38.00	0.60								
<sup>62</sup> <sub>29</sub> Cu	9.73 M	5.11E+05	1.17E+06	8.76E+05	2.30E+06	1.19E+06					
		196.00	0.36	0.16	0.04	0.03					
<sup>60</sup> <sub>27</sub> Co	5.27 Y	5.11E+05	1.17E+06	1.33E+06							
		0.00	100.00	100.00							
<sup>60m</sup> <sub>27</sub> Co	10.47 M	5.11E+05	5.80E+04	1.33E+06							
		0.00	2.00	0.24							
<sup>61</sup> <sub>29</sub> Cu	3.41 H	5.11E+05	2.84E+05	6.56E+05	6.71E+04	1.19E+06	3.73E+05	9.09E+05	6.89E+05	5.29E+05	8.16E+05
		0.00	13.20	11.79	6.93	4.97	2.34	1.28	1.25	0.60	0.46
<sup>63</sup> <sub>28</sub> Ni	100.1 Y										
<sup>61</sup> <sub>27</sub> Co	1.65 H	5.11E+05	6.71E+04	9.09E+05	8.42E+05						
		0.00	86.00	3.02	0.60						

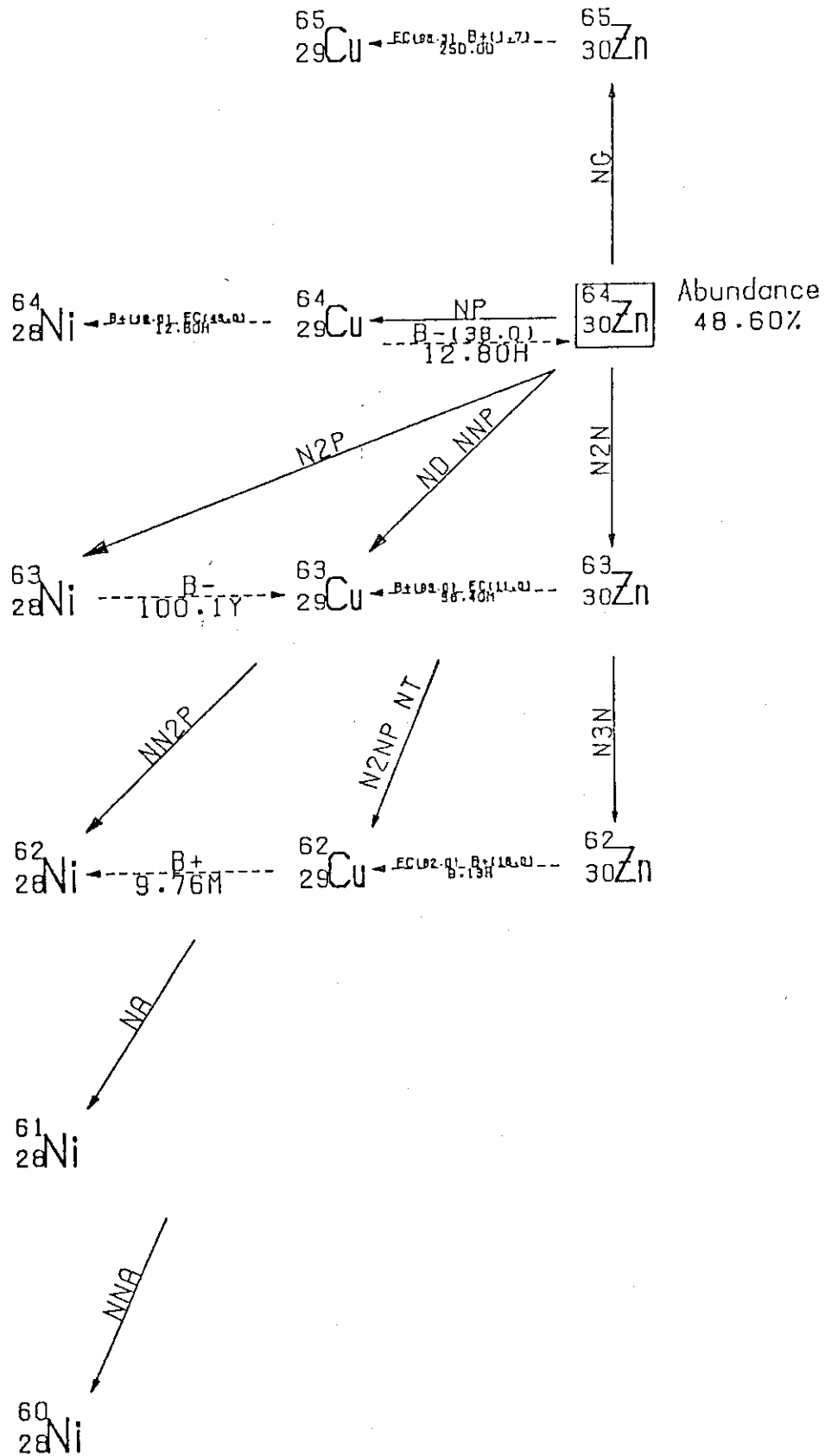


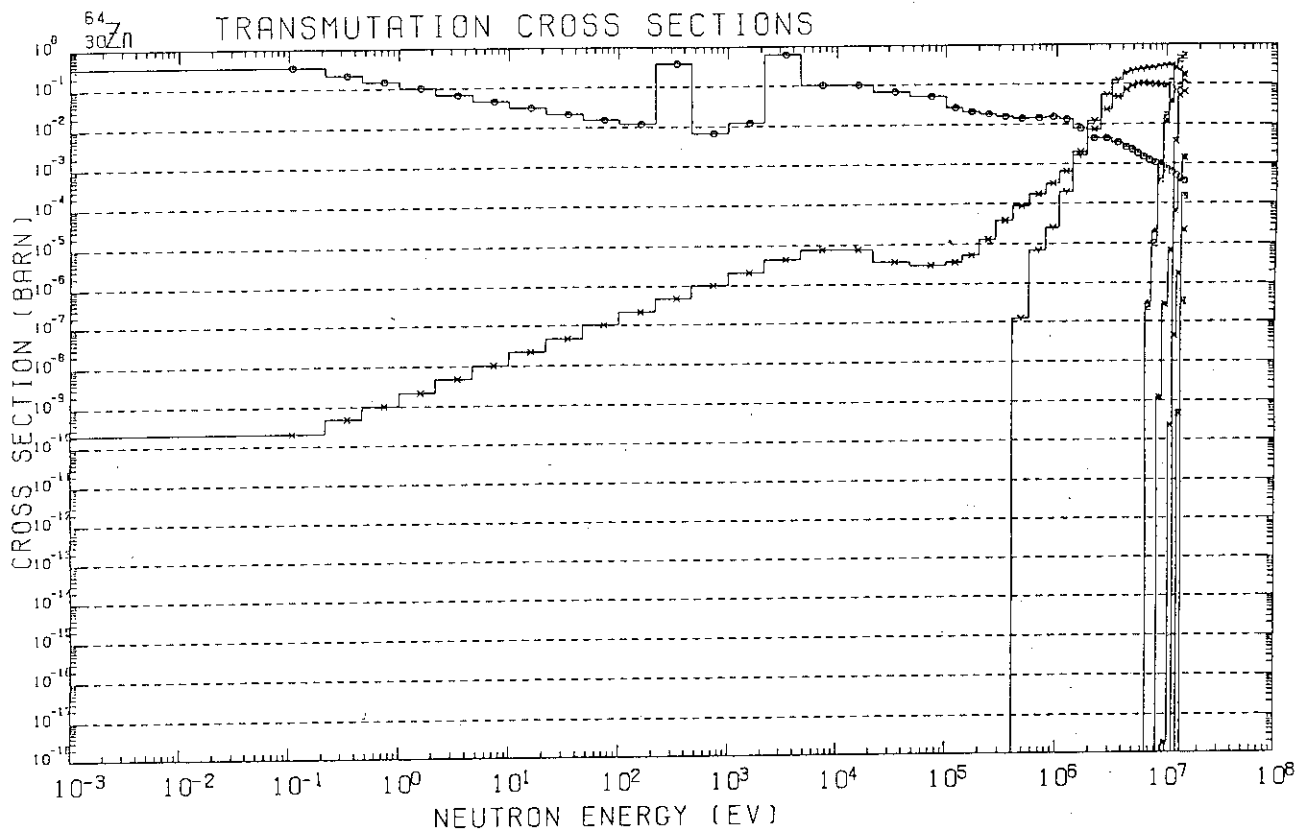


- NG ( JENDL-3T MARCH 1989 )
- △ N2N ( N.YAMAMURO MARCH 1989 )
- NNA ( N.YAMAMURO MARCH 1989 )
- × NP ( N.YAMAMURO MARCH 1989 )
- ◇ NA ( N.YAMAMURO MARCH 1989 )
- N3N ( )
- × ND ( JENDL-3T 1987 NOVEMBER MAT )
- NT ( )
- △ NNP ( N.YAMAMURO MARCH 1989 )
- × NA<sup>H</sup> ( N.YAMAMURO MARCH 1989 )
- ◇ N2NP ( N.YAMAMURO MARCH 1989 )

<sup>65</sup><sub>29</sub>Cu DECAY GAMMA-RAY TABLE

NUCLIDE	HALF LIFE	DECAY GAMMA-RAY ENERGY									
		YIELD (%)									
<sup>66</sup> <sub>29</sub> Cu	5.10 M	6.11E+05	1.04E+06	8.33E+05							
		0.00	8.00	0.14							
<sup>64</sup> <sub>29</sub> Cu	12.70 H	5.11E+05	1.35E+06								
		38.00	0.50								
<sup>61</sup> <sub>27</sub> Co	1.65 H	5.11E+05	6.71E+04	9.09E+05	8.42E+05						
		0.00	86.00	3.02	0.60						
<sup>65</sup> <sub>28</sub> Ni	2.52 H	5.11E+05	1.48E+06	1.12E+06	3.68E+05	1.62E+05	1.72E+06	5.00E+05	5.09E+05		
		0.00	23.50	15.19	4.78	0.49	0.40	0.30	0.15		
<sup>62m</sup> <sub>27</sub> Co	13.91 M	6.11E+05	1.17E+06	1.15E+06	2.00E+06	1.72E+05	2.10E+06	7.78E+05	2.30E+06	8.75E+05	1.13E+06
		0.00	97.90	69.04	18.59	7.00	6.32	2.00	1.78	1.39	1.35
<sup>62</sup> <sub>27</sub> Co	1.50 M	6.11E+05	1.17E+06	2.30E+06	1.13E+06	1.89E+06	2.35E+06	3.15E+06	1.89E+06	3.37E+06	3.27E+06
		0.00	82.80	15.97	13.54	2.35	1.11	0.84	0.44	0.43	0.29
<sup>63</sup> <sub>28</sub> Ni	100.0 Y										

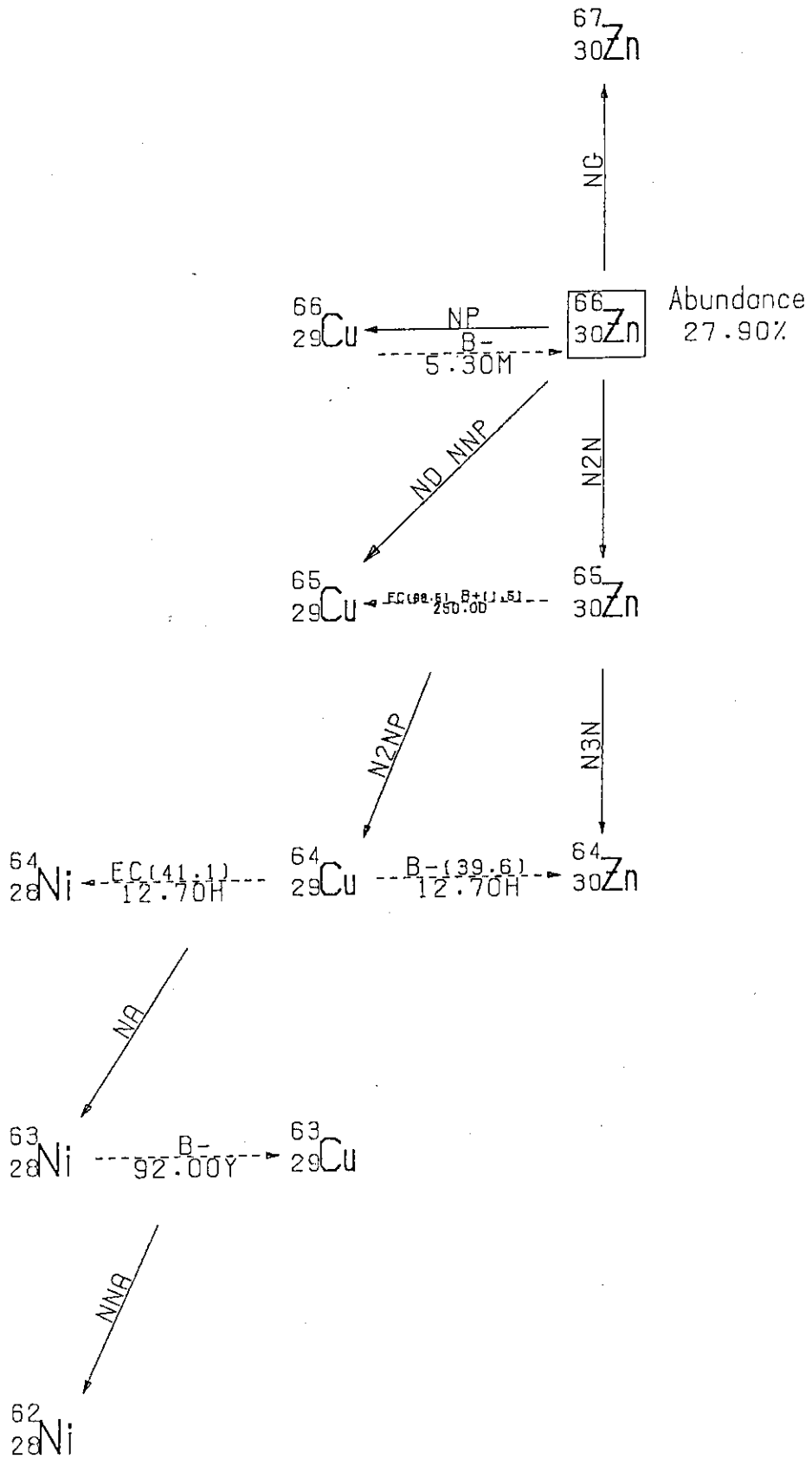


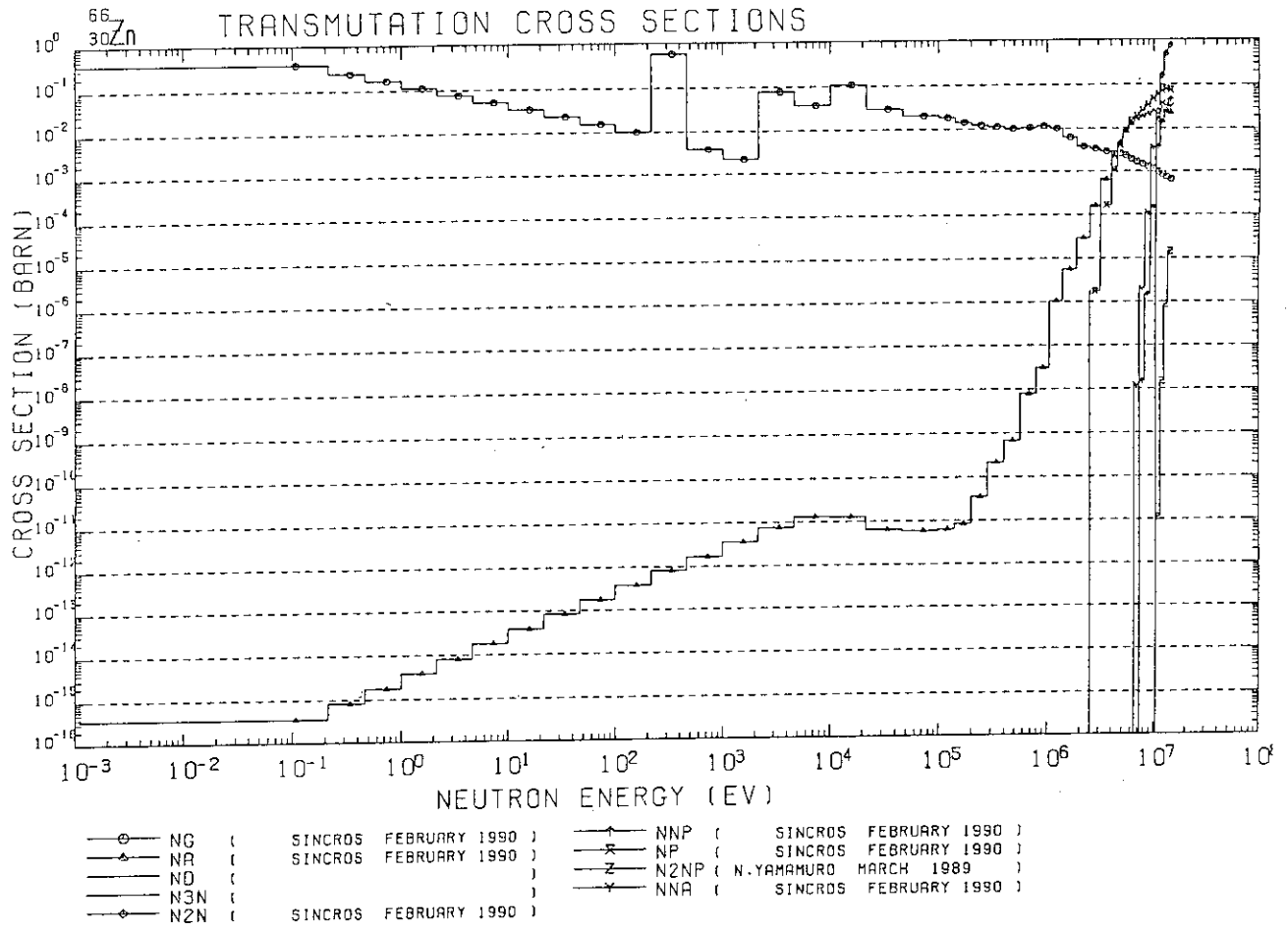


- NC ( SINCROS FEBRUARY 1990 )
- △ NNA ( SINCROS FEBRUARY 1990 )
- NT ( JU-RR-3 1970 )
- × NA ( SINCROS FEBRUARY 1990 )
- ND ( )
- N3N ( )
- × N2N ( SINCROS FEBRUARY 1990 )
- Z NNP ( SINCROS FEBRUARY 1990 )
- Y NP ( SINCROS FEBRUARY 1990 )
- × N2NP ( N.YAMAMURO MARCH 1989 )
- × N2P ( SINCROS FEBRUARY 1990 )
- NN2P ( SINCROS FEBRUARY 1990 )

<sup>64</sup>Zn DECAY GAMMA-RAY TABLE

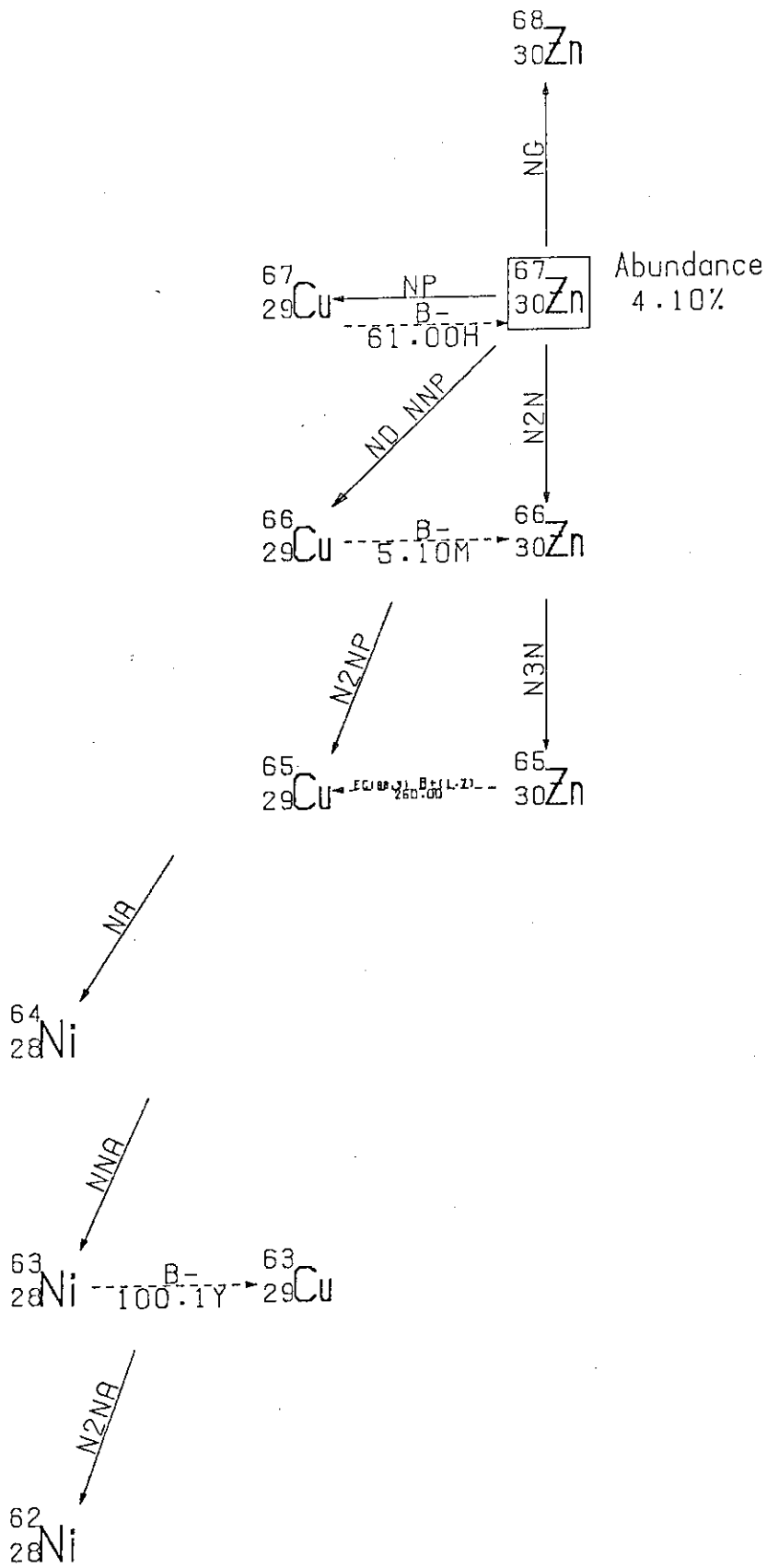
NUCLIOE	HALF LIFE	DECAY GAMMA-RAY ENERGY									
		YIELD (%)									
<sup>62</sup> <sub>30</sub> Zn	9.13 H	5.11E+05	5.97E+05	4.09E+04	5.48E+05	5.08E+05	2.43E+05	3.94E+05	2.47E+05	2.60E+05	3.50E+05
		47.00	24.00	23.94	14.41	13.92	2.97	2.10	1.78	1.27	0.42
<sup>65</sup> <sub>30</sub> Zn	250.0 D	5.11E+05	1.12E+06								
		3.40	50.75								
<sup>62</sup> <sub>29</sub> Cu	9.76 M	5.11E+05	1.17E+06	8.76E+05	2.30E+06	1.13E+06					
		196.00	0.96	0.16	0.04	0.03					
<sup>63</sup> <sub>30</sub> Zn	38.40 M	5.11E+05	6.70E+05	9.62E+05	1.41E+06	4.50E+05	1.55E+06	1.12E+06	1.39E+06		
		186.00	6.40	6.66	0.77	0.24	0.13	0.11	0.10		
<sup>64</sup> <sub>29</sub> Cu	12.80 H	5.11E+05	1.95E+06								
		38.00	0.60								
<sup>63</sup> <sub>28</sub> Ni	100.1 Y										

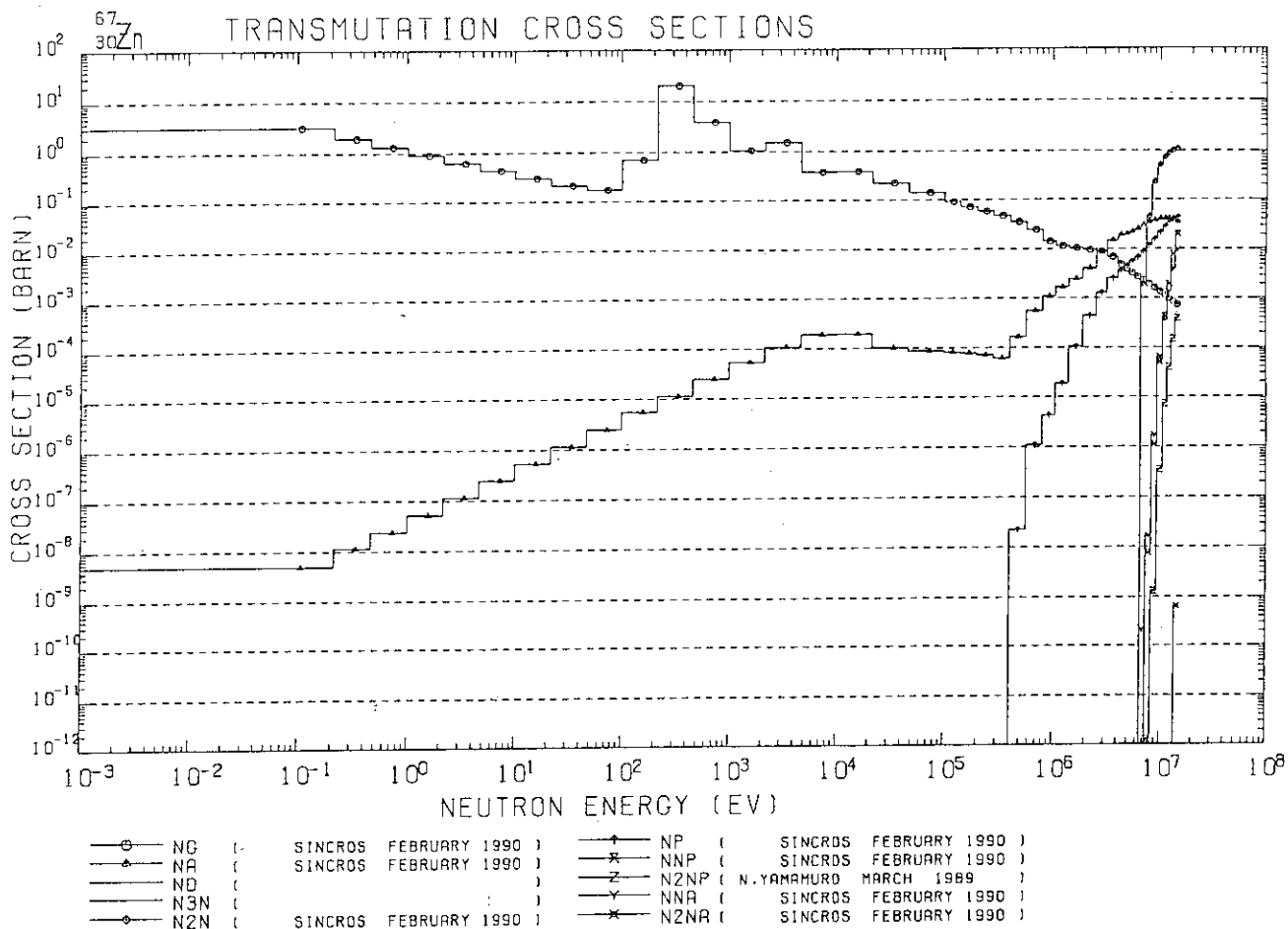




<sup>66</sup><sub>30</sub>Zn DECAY GAMMA-RAY TABLE

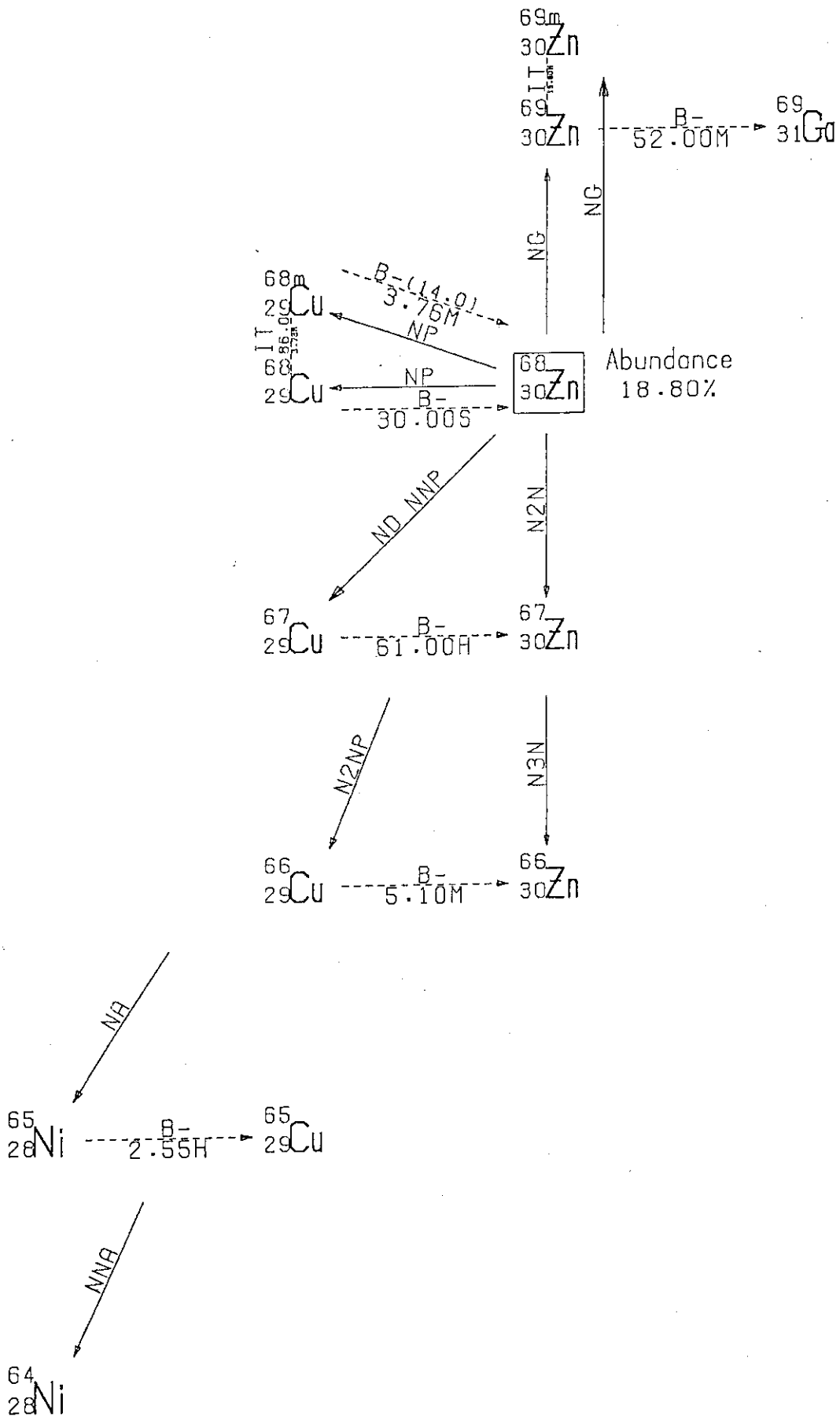
NUCLIDE	HALF LIFE	DECAY GAMMA-RAY ENERGY		
		YIELD (%)		
<sup>63</sup> <sub>28</sub> Ni	92.00 Y			
<sup>65</sup> <sub>30</sub> Zn	250.0 D	5.11E+05	1.12E+06	
		3.40	50.75	
<sup>66</sup> <sub>29</sub> Cu	5.30 M	5.11E+05	1.04E+06	8.39E+05
		0.00	8.00	0.14
<sup>64</sup> <sub>29</sub> Cu	12.70 H	5.11E+05	1.35E+06	
		38.00	0.60	

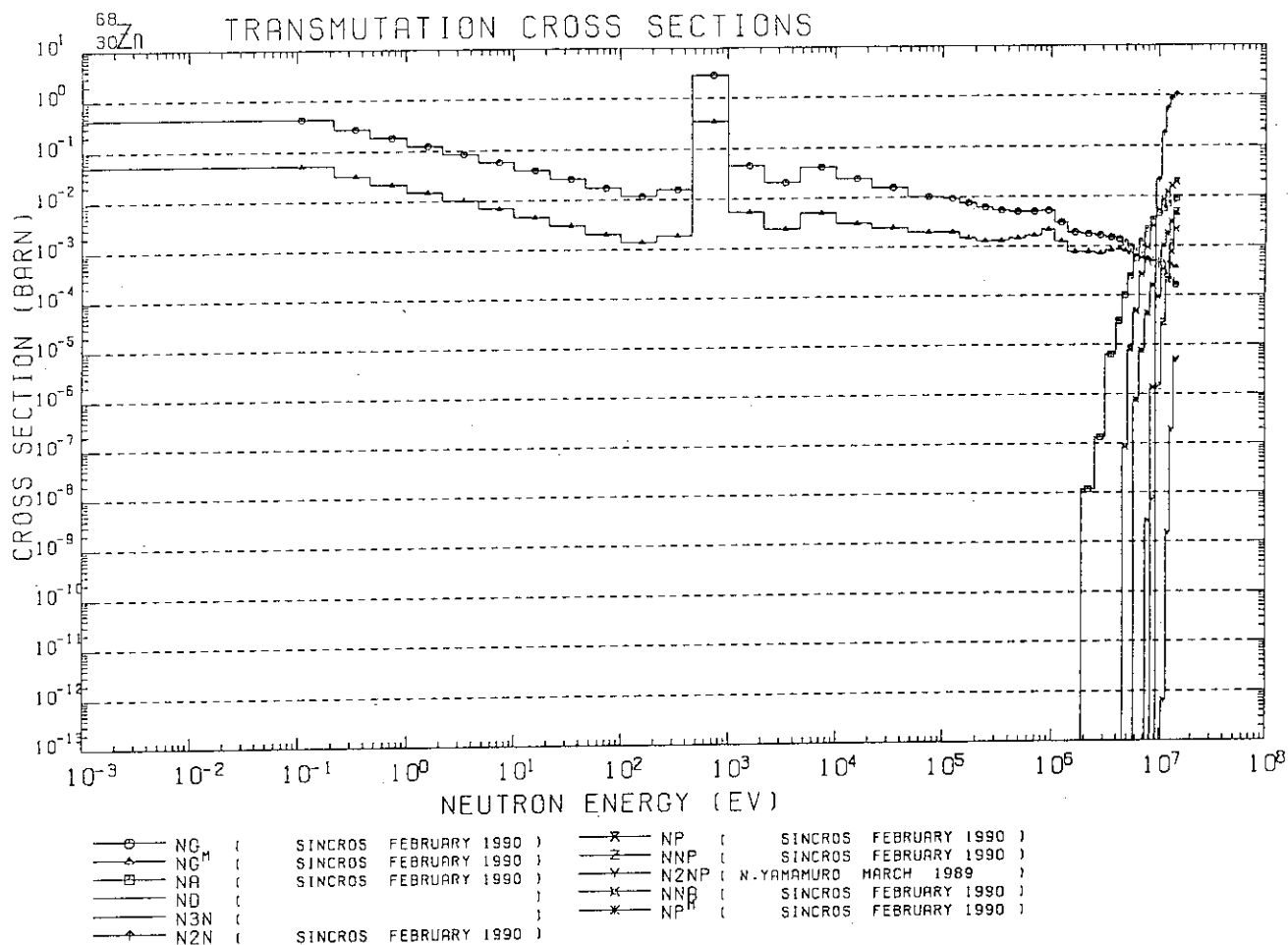




<sup>67</sup><sub>30</sub>Zn DECAY GAMMA-RAY TABLE

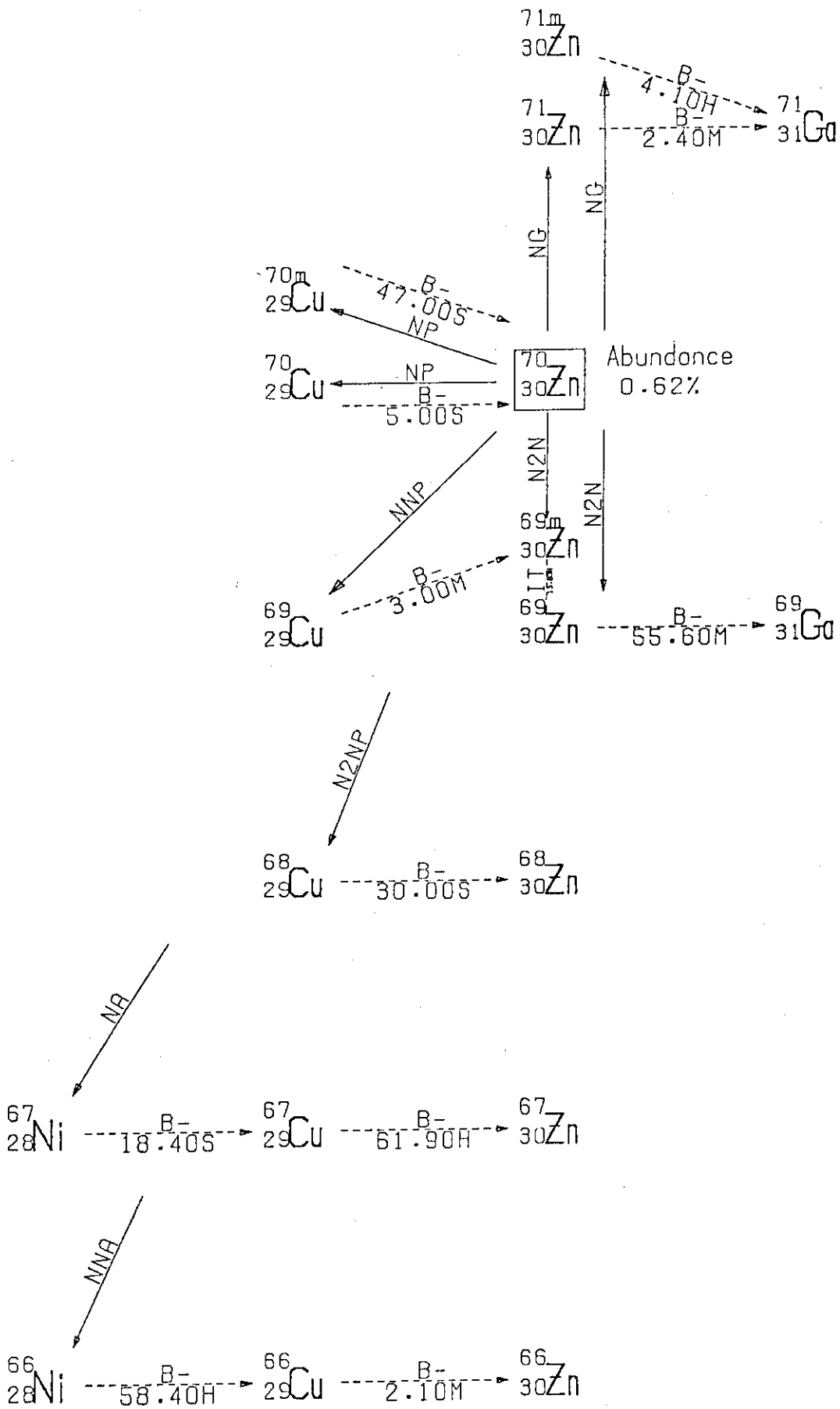
NUCLIDE	HALF LIFE	DECAY GAMMA-RAY ENERGY							
		YIELD (%)							
<sup>65</sup> <sub>30</sub> Zn	250.0 D	5.11E+05	1.12E+06						
		3.40	50.75						
<sup>67</sup> <sub>29</sub> Cu	61.00 H	5.11E+05	1.85E+05	9.33E-04	9.13E+04	3.00E+05	3.94E+05	2.09E+05	
		0.00	47.00	16.93	7.29	0.74	0.20	0.11	
<sup>66</sup> <sub>29</sub> Cu	5.10 M	5.11E+05	1.04E+06	8.33E+05					
		0.00	8.00	0.14					
<sup>63</sup> <sub>28</sub> Ni	100.1 Y								

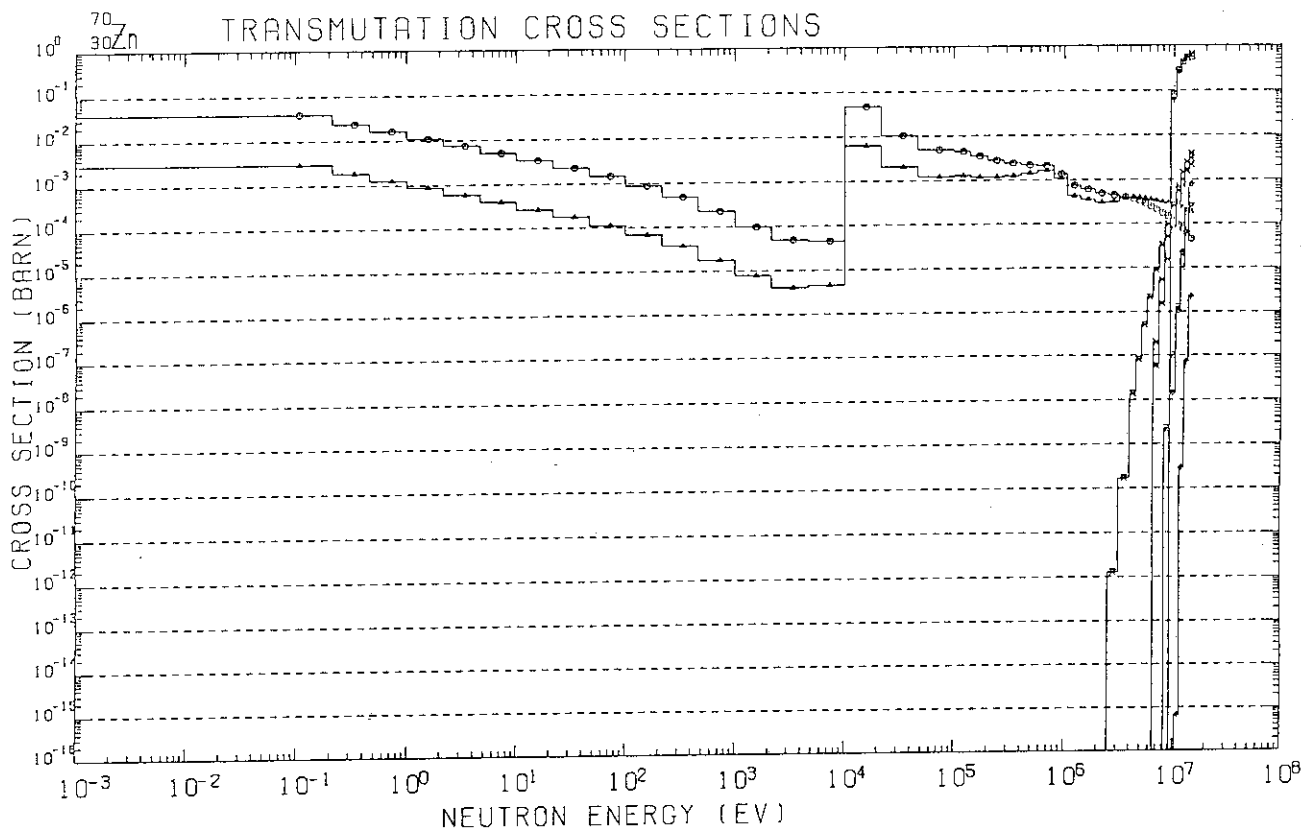




<sup>68</sup><sub>30</sub>Zn DECAY GAMMA-RAY TABLE

NUCLIDE	HALF LIFE	DECAY GAMMA-RAY ENERGY									
		YIELD (%)									
<sup>69</sup> <sub>30</sub> Zn	52.00 M	5.11E+05	9.19E+05								
		0.00	0.00								
<sup>69m</sup> <sub>30</sub> Zn	13.80 H	5.11E+05	4.99E+05	5.74E+05							
		0.00	94.80	0.03							
<sup>65</sup> <sub>28</sub> Ni	2.55 H	5.11E+05	1.48E+06	1.12E+05	3.66E+05	1.62E+06	1.72E+05	5.08E+05	6.09E+05		
		0.00	23.50	15.19	4.78	0.49	0.40	0.30	0.15		
<sup>68</sup> <sub>29</sub> Cu	30.00 S	5.11E+05	5.26E+05	8.48E+04	1.08E+06	1.11E+05	1.25E+06	1.34E+06	6.37E+05	1.04E+06	1.52E+05
		0.00	74.50	71.86	63.73	15.62	12.53	10.44	8.35	8.21	5.50
<sup>67</sup> <sub>29</sub> Cu	61.00 H	5.11E+05	1.85E+05	9.33E+04	9.13E+04	3.00E+05	3.94E+05	2.09E+05			
		0.00	47.00	16.93	7.29	0.74	0.20	0.11			
<sup>66</sup> <sub>29</sub> Cu	5.10 M	5.11E+05	1.04E+05	8.33E+05							
		0.00	8.00	0.14							
<sup>68</sup> <sub>29</sub> Cu	3.76 M	5.11E+05	5.27E+05	8.49E+04	1.08E+06	1.28E+06	6.37E+05	1.88E+06	9.52E+05	1.43E+06	2.34E+05
		0.00	74.00	71.34	66.30	13.02	8.29	3.66	2.59	2.15	2.15

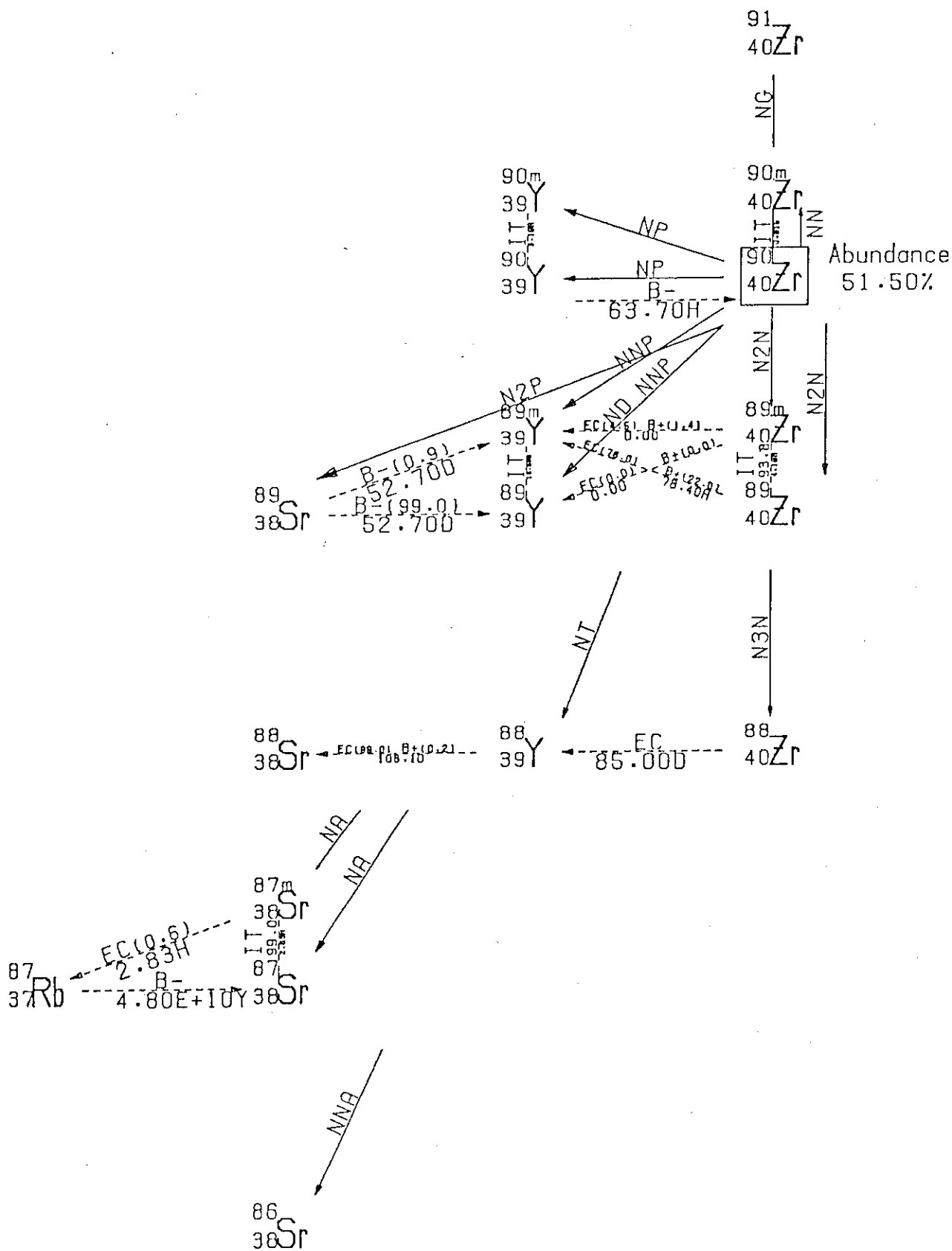


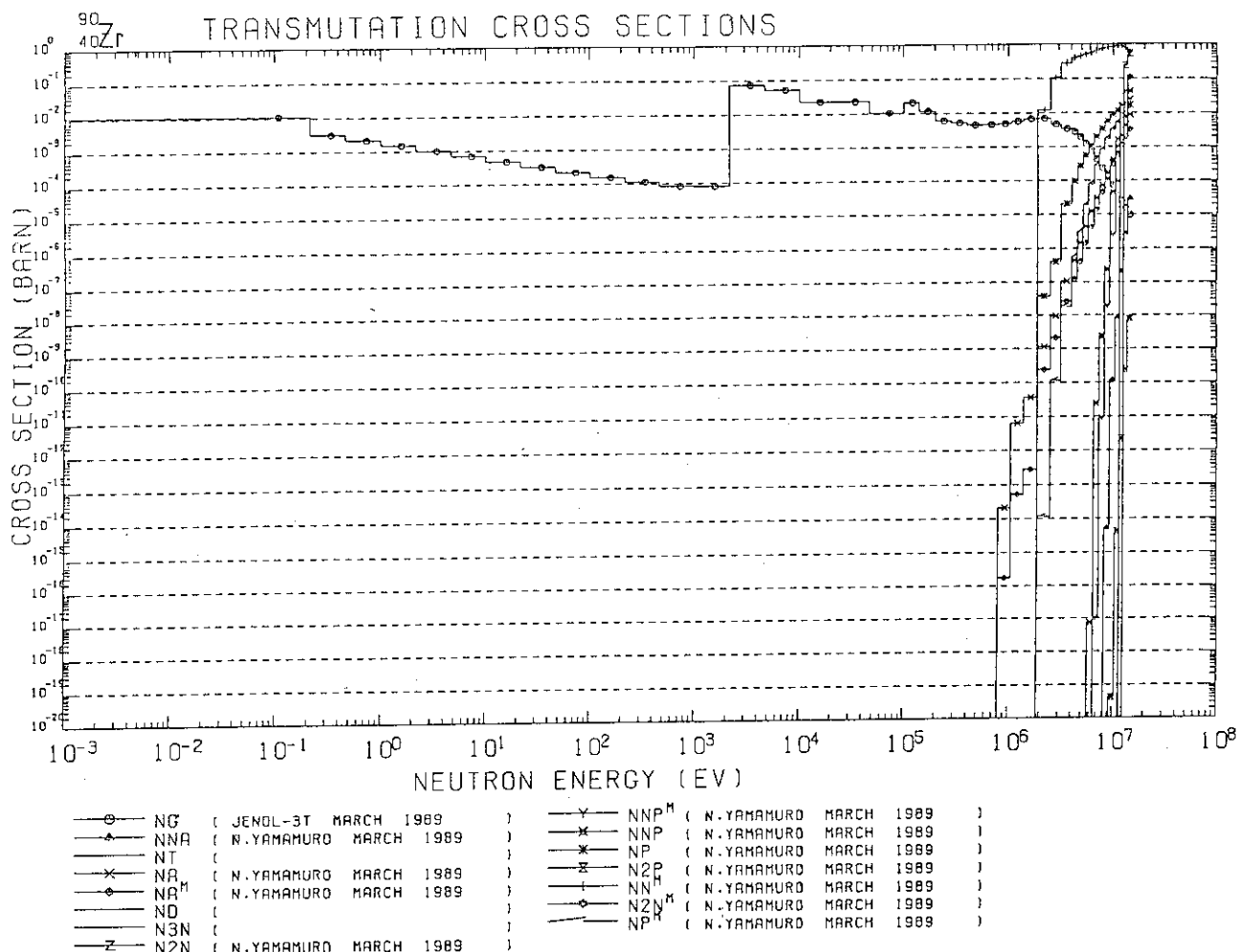


- — NG<sup>M</sup> ( SINCROS FEBRUARY 1990 )
- △ — NG<sup>M</sup> ( SINCROS FEBRUARY 1990 )
- — N<sup>2</sup>N ( SINCROS FEBRUARY 1990 )
- × — NP ( SINCROS FEBRUARY 1990 )
- ◇ — NNP ( SINCROS FEBRUARY 1990 )
- ↑ — N<sup>2</sup>NP ( N.YAMAMURO MARCH 1989 )
- ✕ — NA ( SINCROS FEBRUARY 1990 )
- ∇ — NNA ( SINCROS FEBRUARY 1990 )
- ∩ — N<sup>2</sup>N<sup>M</sup> ( SINCROS FEBRUARY 1990 )
- ⊗ — NP<sup>M</sup> ( SINCROS FEBRUARY 1990 )

70 30Zn DECAY GAMMA-RAY TABLE

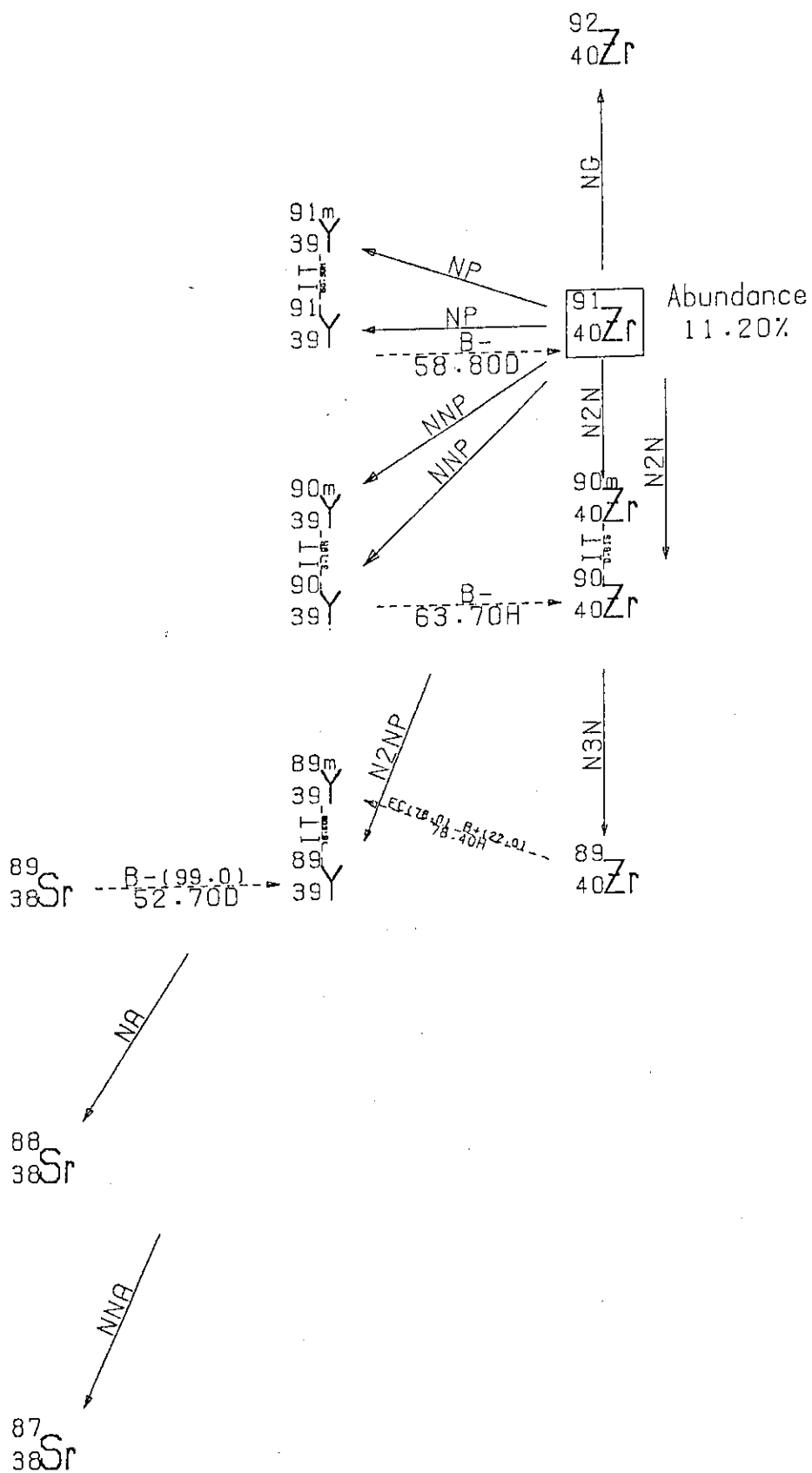
NUCLIDE	HALF LIFE	DECAY GAMMA-RAY ENERGY									
		YIELD (%)									
71 30Zn	2.40 M	6.11E+05	5.12E+05	9.10E+05	3.90E+05	1.22E+05	1.12E+05	6.67E+05	9.65E+05	3.99E+05	7.21E+05
		0.00	30.00	7.36	3.03	2.82	2.05	0.65	0.73	0.58	0.52
71m 30Zn	4.10 H	5.11E+05	3.86E+05	4.87E+05	6.20E+05	5.12E+05	5.96E+05	1.43E+05	9.65E+05	7.53E+05	1.21E+05
		0.00	92.00	62.25	56.70	28.23	27.93	5.61	4.30	3.26	2.89
70 29Cu	5.00 S	5.11E+05	8.85E+05	1.88E+05							
		0.00	54.00	2.22							
69 29Cu	3.00 M	5.11E+05	1.01E+06	8.34E+05	5.31E+05	6.48E+05	5.95E+05	1.19E+05			
		0.00	10.00	5.20	3.00	1.40	1.00	1.00			
68m 30Zn	13.80 H	5.11E+05	4.39E+05	5.74E+05							
		0.00	94.80	0.03							
69 30Zn	55.60 M	5.11E+05	3.19E+05								
		0.00	0.00								
70m 29Cu	47.00 S	5.11E+05	8.85E+05	9.02E+05	3.86E+05	1.11E+06	1.69E+05	2.06E+05	1.43E+05	1.48E+05	1.95E+05
		0.00	100.00	76.96	5.93	5.92	4.16	3.23	2.31	1.95	1.50
68 29Cu	30.00 S	5.11E+05	5.26E+05	8.46E+04	1.08E+05	1.11E+05	1.28E+05	1.34E+05	6.37E+05	1.04E+05	1.52E+05
		0.00	74.50	71.66	63.73	16.62	12.53	10.44	9.35	8.21	5.60
67 28Ni	18.40 S										
		5.11E+05	1.85E+05	9.39E+04	9.13E+04	3.00E+05	3.94E+05	2.09E+05			
67 29Cu	61.90 H	5.11E+05									
		0.00	47.00	16.93	7.29	0.74	0.20	0.11			
66 28Ni	58.40 H										
		5.11E+05	1.04E+05	8.33E+05							
66 29Cu	2.10 M	5.11E+05									
		0.00	8.00	0.14							

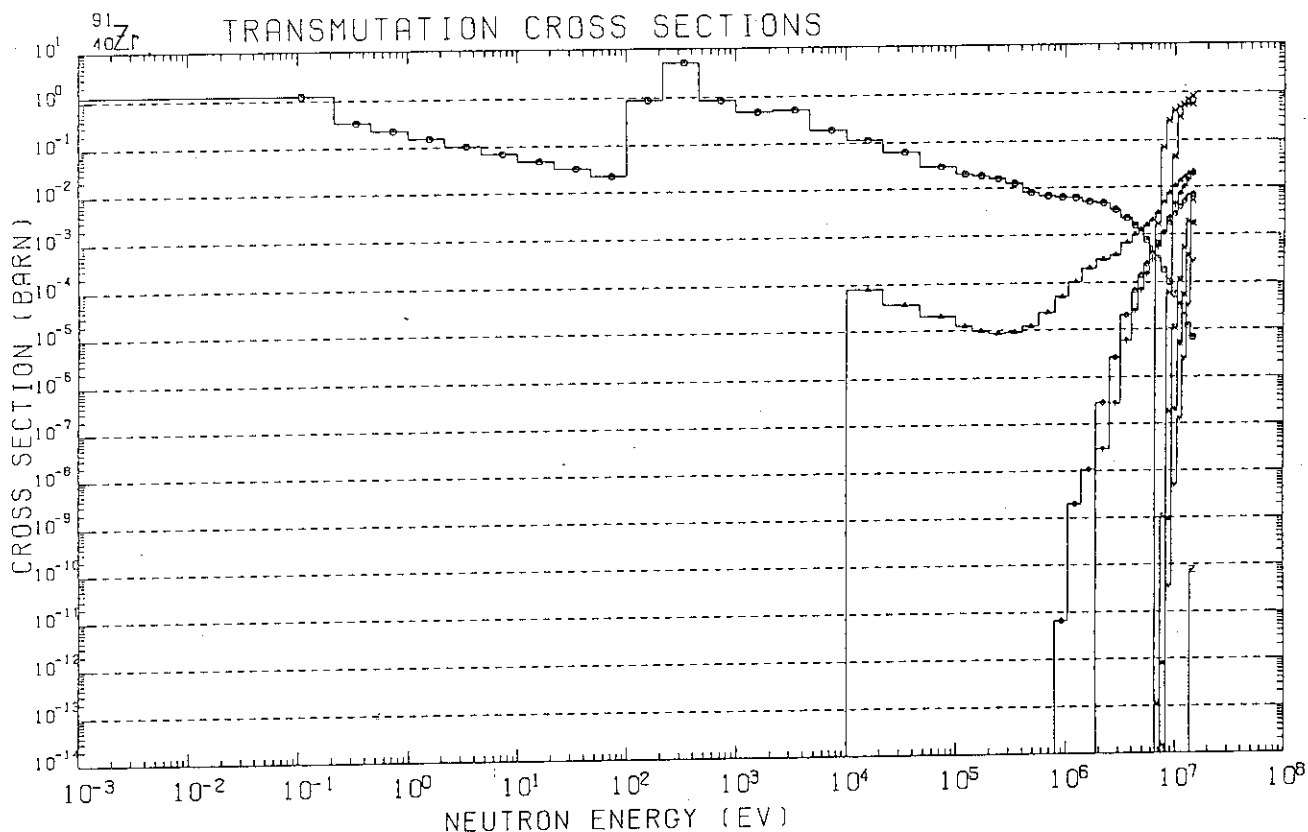




<sup>90</sup><sub>40</sub>Zr DECAY GAMMA-RAY TABLE

NUCLIDE	HALF LIFE	DECAY GAMMA-RAY ENERGY					
		YIELD (%)					
<sup>87m</sup> <sub>36</sub> Sr	2.83 H	5.11E+05	3.88E+05				
		0.00	82.00				
<sup>87</sup> <sub>37</sub> Rb	4.80E+10Y						
<sup>88</sup> <sub>40</sub> Zr	85.00 D	5.11E+05	3.94E+05				
		0.00	97.90				
<sup>88</sup> <sub>39</sub> Y	108.1 D	5.11E+05	1.94E+06	8.98E+05	2.73E+06		
		0.00	99.34	91.37	0.72		
<sup>89</sup> <sub>40</sub> Zr	78.40 H	5.11E+05	9.09E+05	1.71E+06	1.74E+06	1.66E+05	1.62E+05
		44.00	99.01	0.77	0.13	0.10	0.07
<sup>89m</sup> <sub>40</sub> Zr	4.18 M	5.11E+05	6.89E+05	1.61E+06			
		2.97	89.50	6.62			
<sup>89m</sup> <sub>39</sub> Y	16.50 S	5.11E+05	9.09E+05				
		0.00	99.14				
<sup>90</sup> <sub>39</sub> Y	63.70 H						
<sup>89</sup> <sub>36</sub> Sr	52.70 D						
<sup>90m</sup> <sub>39</sub> Y	3.19 H	5.11E+05	2.03E+05	4.80E+05			
		0.00	97.55	91.00			
<sup>90m</sup> <sub>40</sub> Zr	0.81 S	5.11E+05	2.32E+05	4.26E+05	1.33E+05		
		0.00	83.60	16.55	4.21		

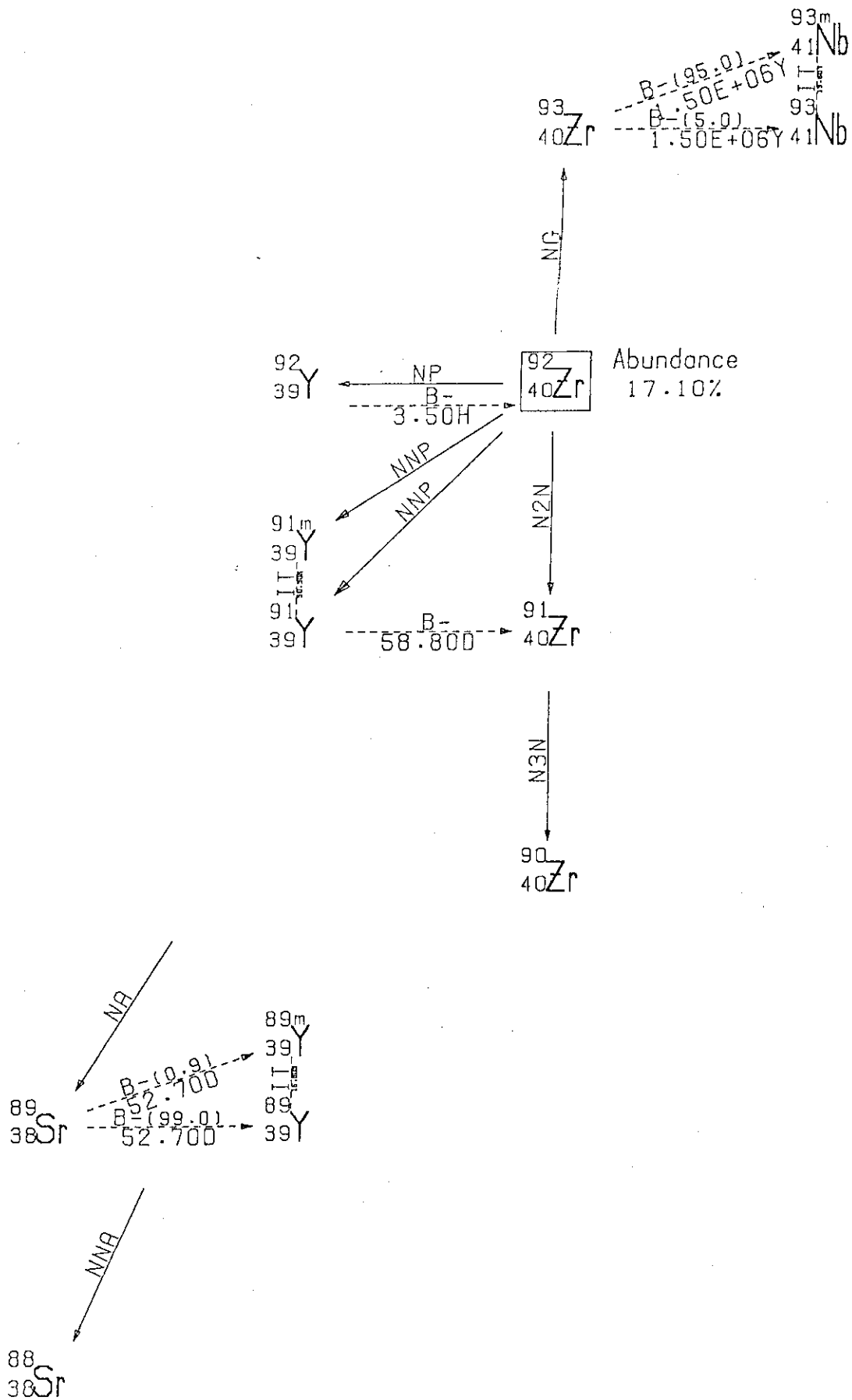


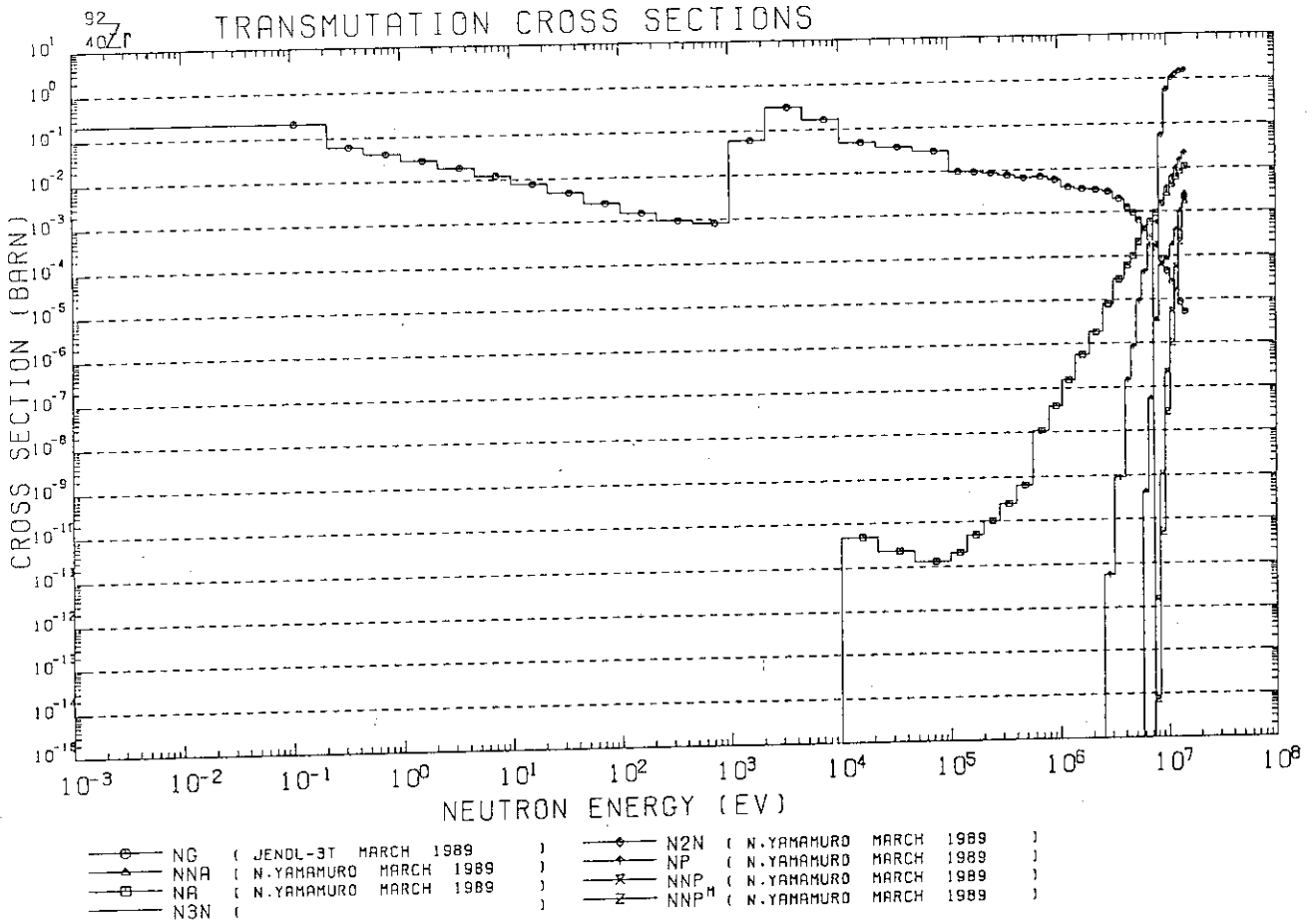


- NG ( JENDL-3T MARCH 1989 )
- △ NA ( N.YAMAMURO MARCH 1989 )
- N3N ( )
- × N2N ( N.YAMAMURO MARCH 1989 )
- ◇ NP ( N.YAMAMURO MARCH 1989 )
- ▽ NP<sup>H</sup> ( N.YAMAMURO MARCH 1989 )
- ✕ NNP ( N.YAMAMURO MARCH 1989 )
- z N2NP ( N.YAMAMURO MARCH 1989 )
- ∨ NNA ( N.YAMAMURO MARCH 1989 )
- ✖ N2N<sup>H</sup> ( N.YAMAMURO MARCH 1989 )
- ⊛ NNP<sup>H</sup> ( N.YAMAMURO MARCH 1989 )

91 40Zr DECAY GAMMA-RAY TABLE

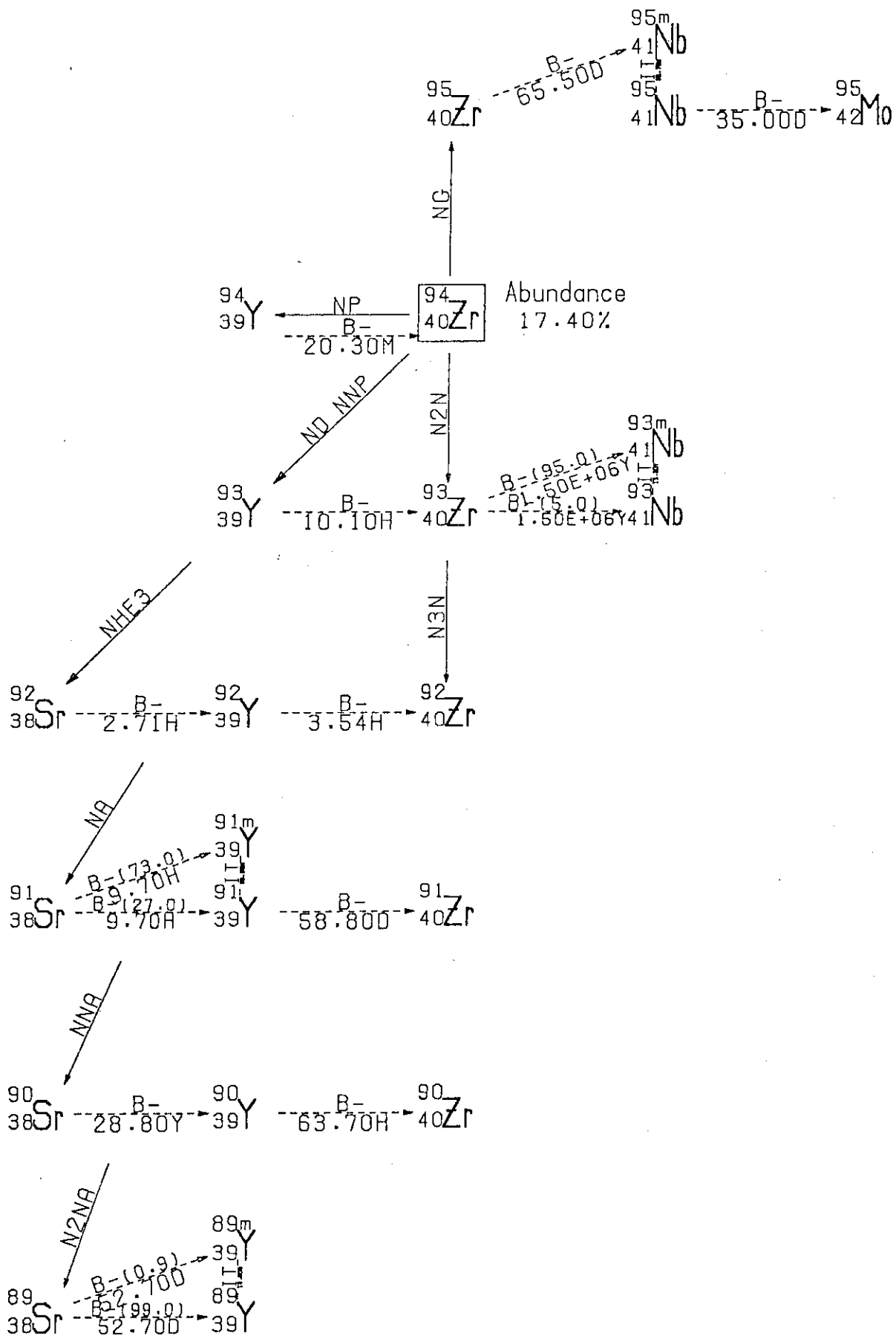
NUCLIDE	HALF LIFE	DECAY GAMMA-RAY ENERGY					
		YIELD (%)					
69 40Zr	78.40 H	5.11E+05	9.09E+05	1.71E+06	1.74E+06	1.66E+06	1.62E+06
		44.00	99.01	0.77	0.13	0.10	0.07
89m 39Y	16.50 S	5.11E+05	9.09E+05				
		0.00	99.14				
91 39Y	58.80 D	5.11E+05	1.20E+06				
		0.00	0.90				
91m 39Y	50.30 M	5.11E+05	5.56E+05				
		0.00	94.80				
90 39Y	63.70 H						
89 38Sr	52.70 D						
90m 39Y	3.19 H	6.11E+05	2.03E+06	4.80E+06			
		0.00	97.55	91.00			
90m 40Zr	0.81 S	5.11E+05	2.92E+06	4.26E+06	1.33E+06		
		0.00	83.60	16.65	4.21		

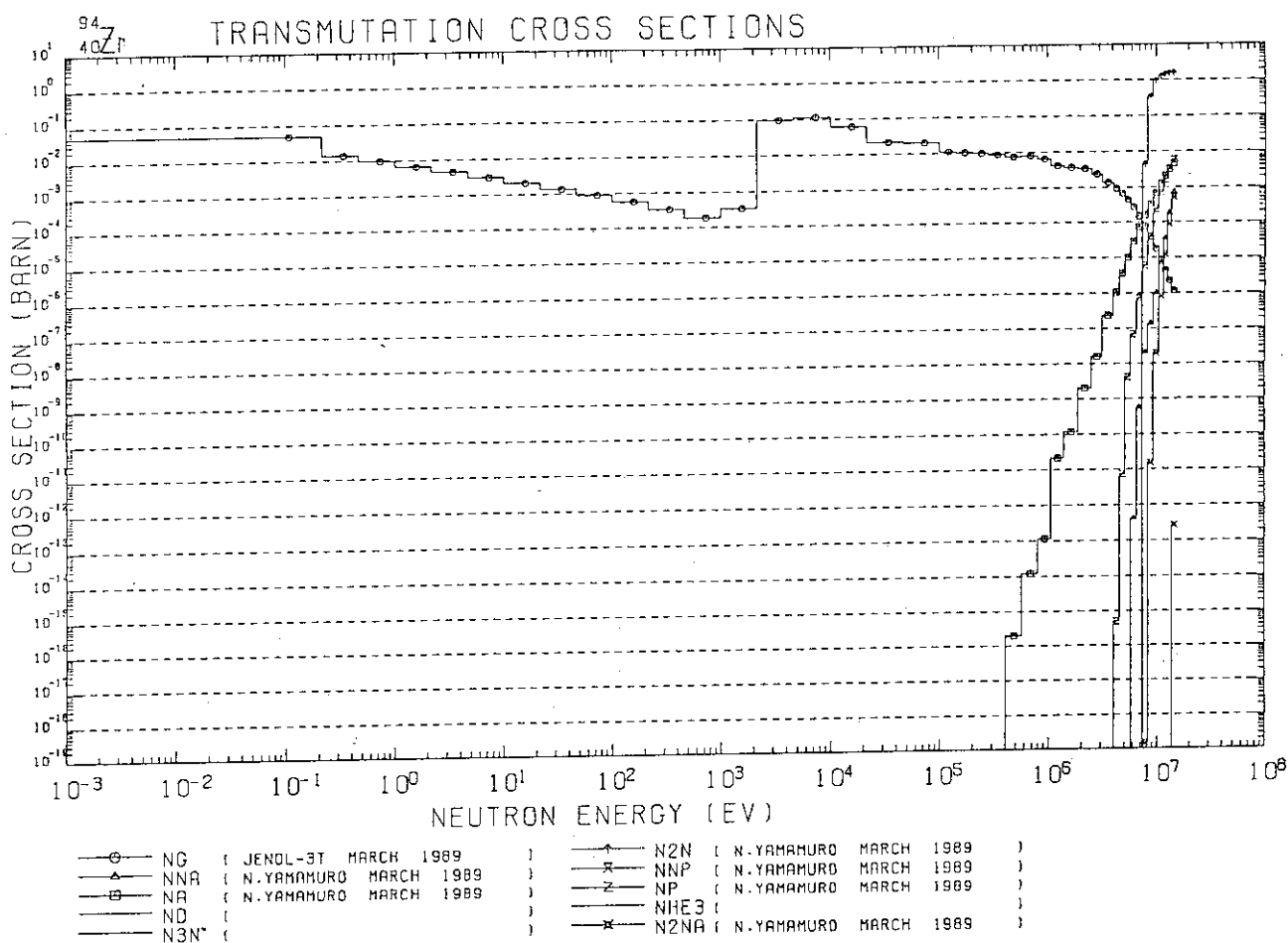




<sup>92</sup><sub>40</sub>Zr DECAY GAMMA-RAY TABLE

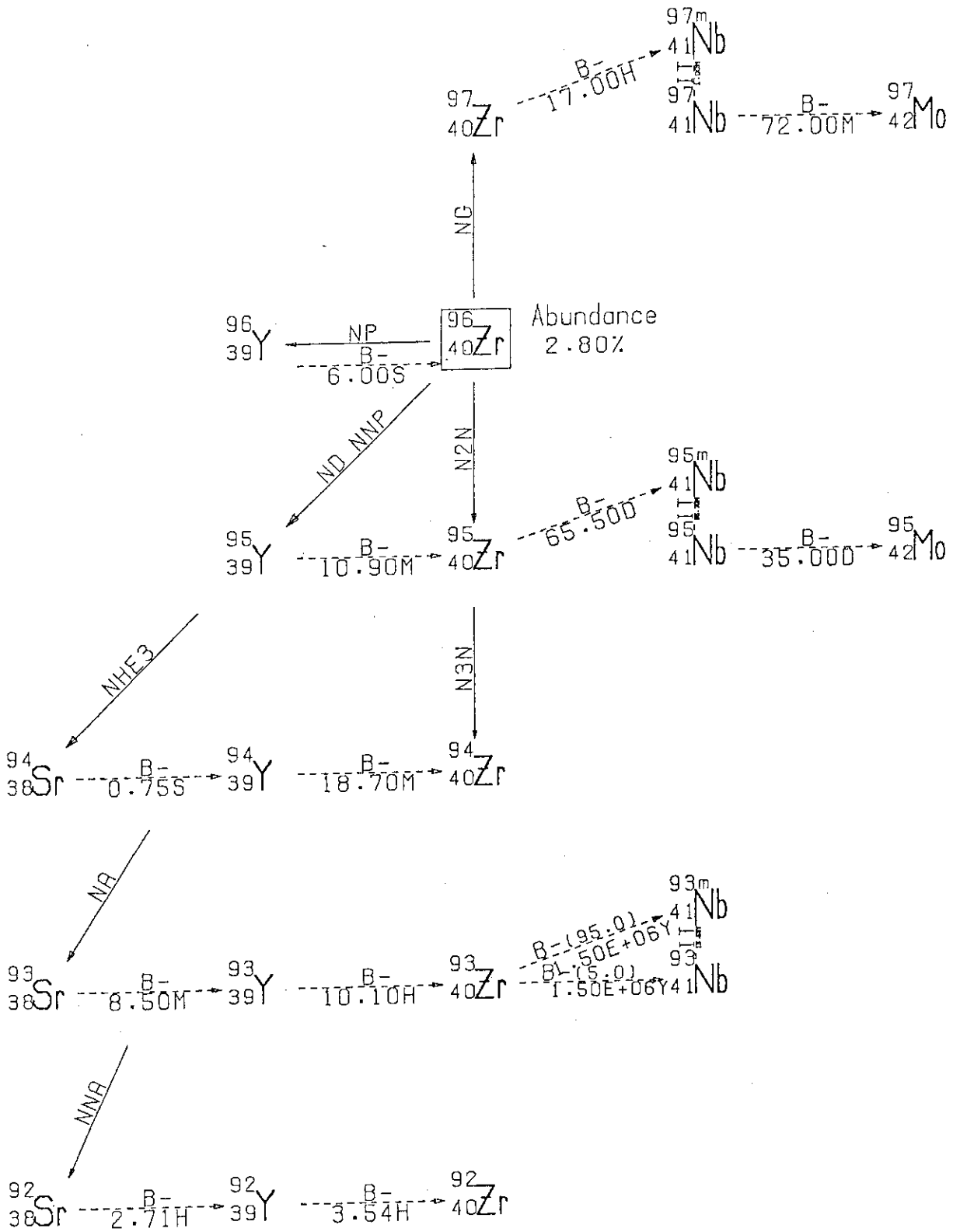
NUCLIDE	HALF LIFE	DECAY GAMMA-RAY ENERGY									
		YIELD (%)									
<sup>93</sup> <sub>40</sub> Zr	1.50E+06Y										
<sup>93m</sup> <sub>41</sub> Nb	13.60 Y	5.11E+05	9.04E+04								
<sup>89</sup> <sub>36</sub> Sr	52.70 D										
<sup>89m</sup> <sub>39</sub> Y	16.80 S	5.11E+05	9.09E+05								
<sup>92</sup> <sub>39</sub> Y	3.50 H	5.11E+05	9.35E+05	1.43E+05	5.51E+05	4.49E+05	8.44E+05	9.13E+05	4.93E+05	1.85E+05	1.13E+05
<sup>91</sup> <sub>39</sub> Y	58.80 D	5.11E+05	1.20E+06								
<sup>91m</sup> <sub>39</sub> Y	50.30 M	5.11E+05	5.56E+05								

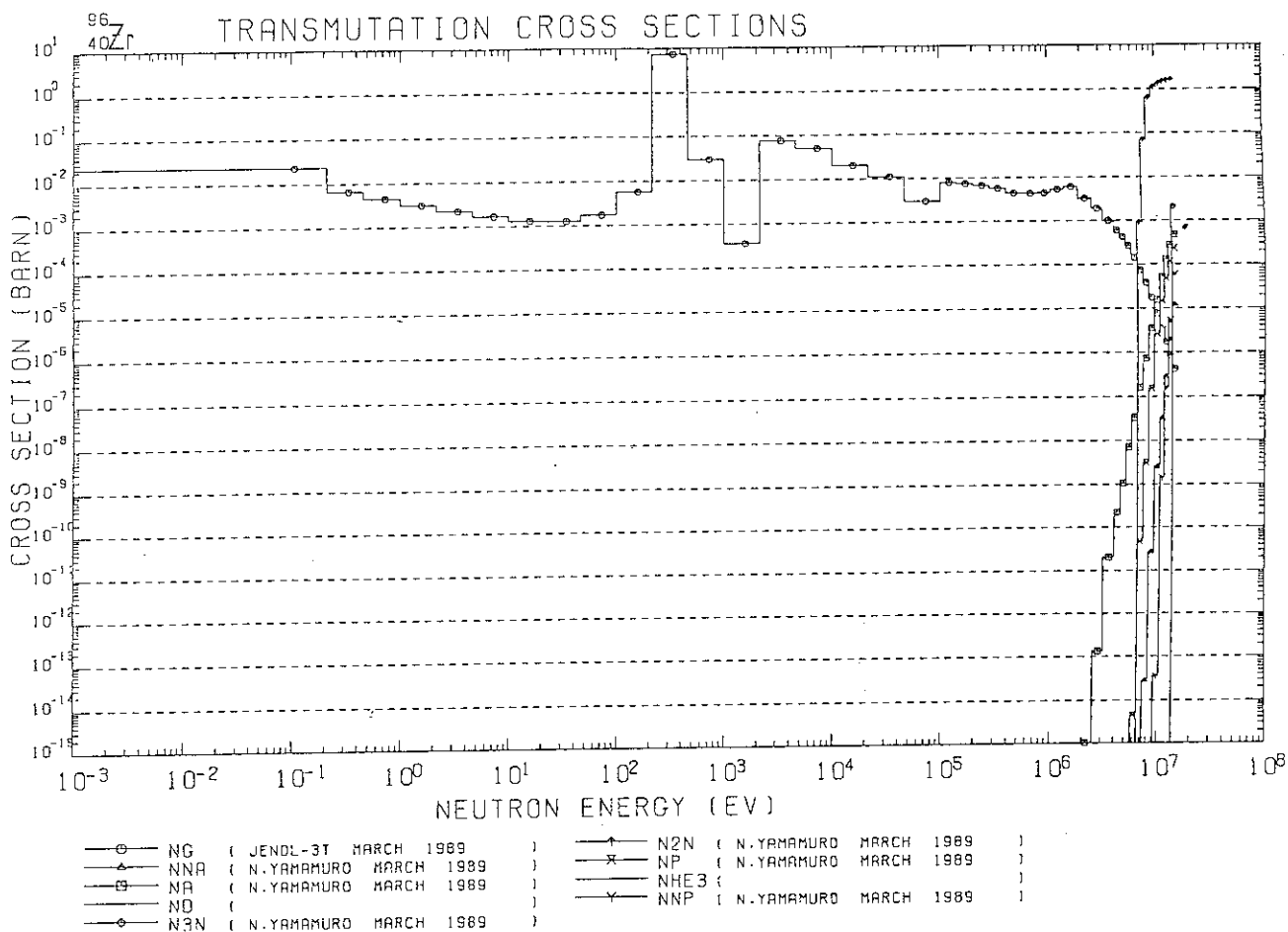




### 94 40Zr DECAY GAMMA-RAY TABLE

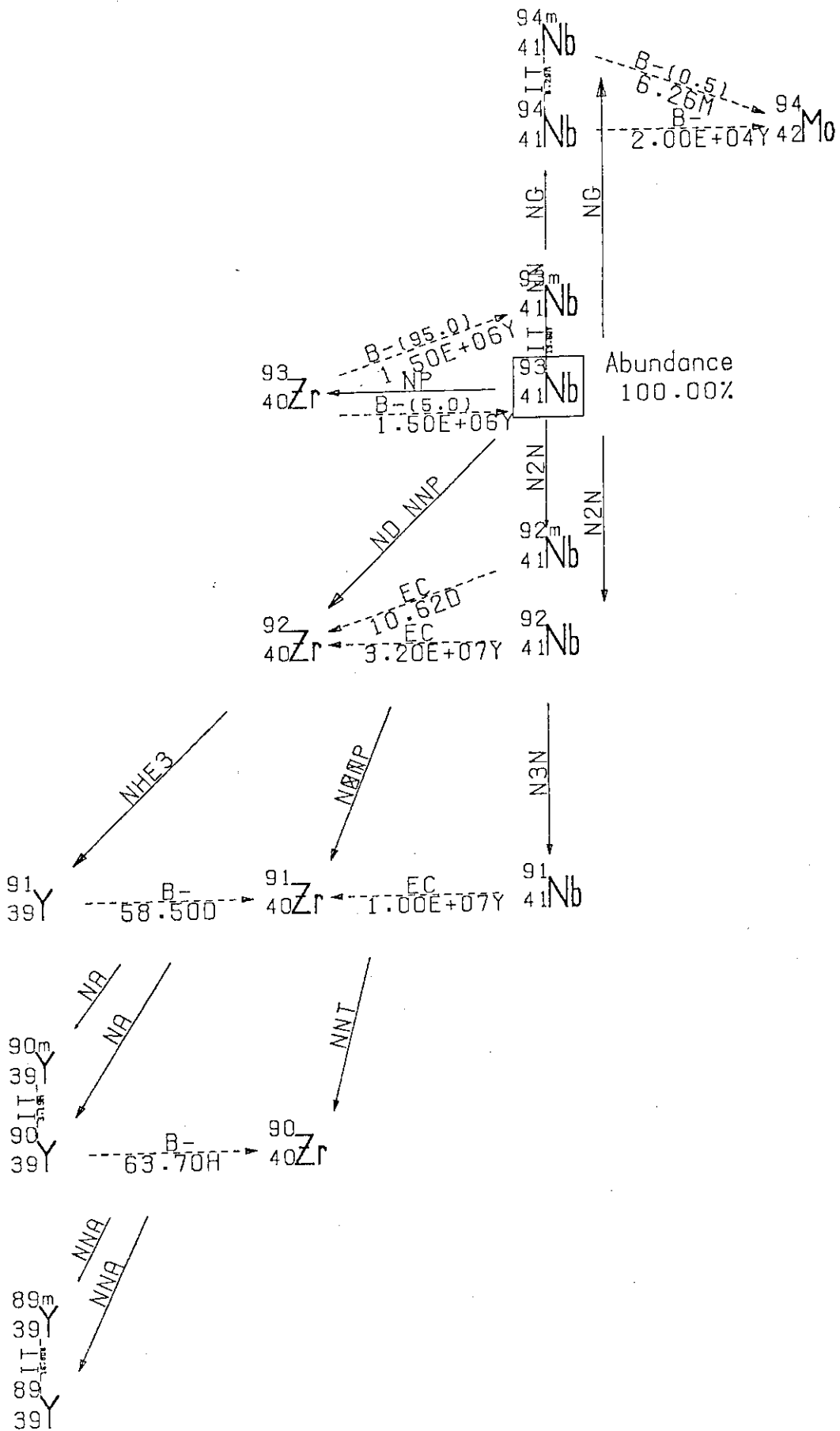
NUCLIDE	HALF LIFE	DECAY GAMMA-RAY ENERGY									
		YIELD (%)									
95 40Zr	65.50 D	5.11E+05	7.57E+05	7.24E+05	2.98E+05						
		0.00	54.80	44.27	0.24						
95m 41Nb	86.70 H	5.11E+05	2.96E+05	2.04E+05							
		0.00	25.65	2.40							
95 41Nb	35.00 D	5.11E+05	7.66E+05								
		0.00	99.82								
90 36Sr	28.80 Y										
90 39Y	63.70 H										
91 36Sr	9.70 H	5.11E+05	5.56E+05	1.02E+06	7.60E+05	5.53E+05	6.59E+05	9.26E+05	6.62E+05	5.20E+06	2.75E+06
		0.00	61.12	33.00	23.01	7.70	4.71	3.95	2.89	1.74	1.13
91m 39Y	50.30 M	5.11E+05	5.56E+05								
		0.00	94.90								
91 39Y	58.80 D	5.11E+05	1.20E+06								
		0.00	0.30								
93 39Y	10.10 H	5.11E+05	2.57E+05	9.47E+05	1.82E+06	6.80E+05	1.45E+06	1.43E+06	2.19E+06	2.18E+06	1.20E+06
		0.00	6.80	1.95	1.40	0.61	0.34	0.24	0.17	0.16	0.10
93 40Zr	1.50E+06 Y										
93m 41Nb	13.60 Y	5.11E+05	3.04E+04								
		0.00	100.00								
94 39Y	20.30 M	5.11E+05	9.19E+05	1.14E+06	5.51E+05	1.57E+06	3.82E+05	7.53E+05	2.14E+05	1.15E+06	1.89E+06
		0.00	56.00	6.05	4.99	2.43	2.04	1.42	0.97	0.70	0.39
92 36Sr	2.71 H	5.11E+05	1.38E+06	9.53E+05	4.91E+05	2.42E+05	1.14E+06	6.51E+05	4.91E+05	8.92E+05	3.52E+05
		0.00	90.00	3.52	3.95	2.98	2.90	0.37	0.26	0.10	0.07
92 39Y	3.54 H	5.11E+05	9.55E+05	1.41E+06	5.51E+05	4.48E+05	8.44E+05	9.19E+05	4.93E+05	1.05E+06	1.13E+06
		0.00	13.90	4.78	2.41	2.34	1.25	0.59	0.49	0.38	0.24
89m 39Y	16.50 S	5.11E+05	8.09E+05								
		0.00	99.14								
89 36Sr	52.70 D										

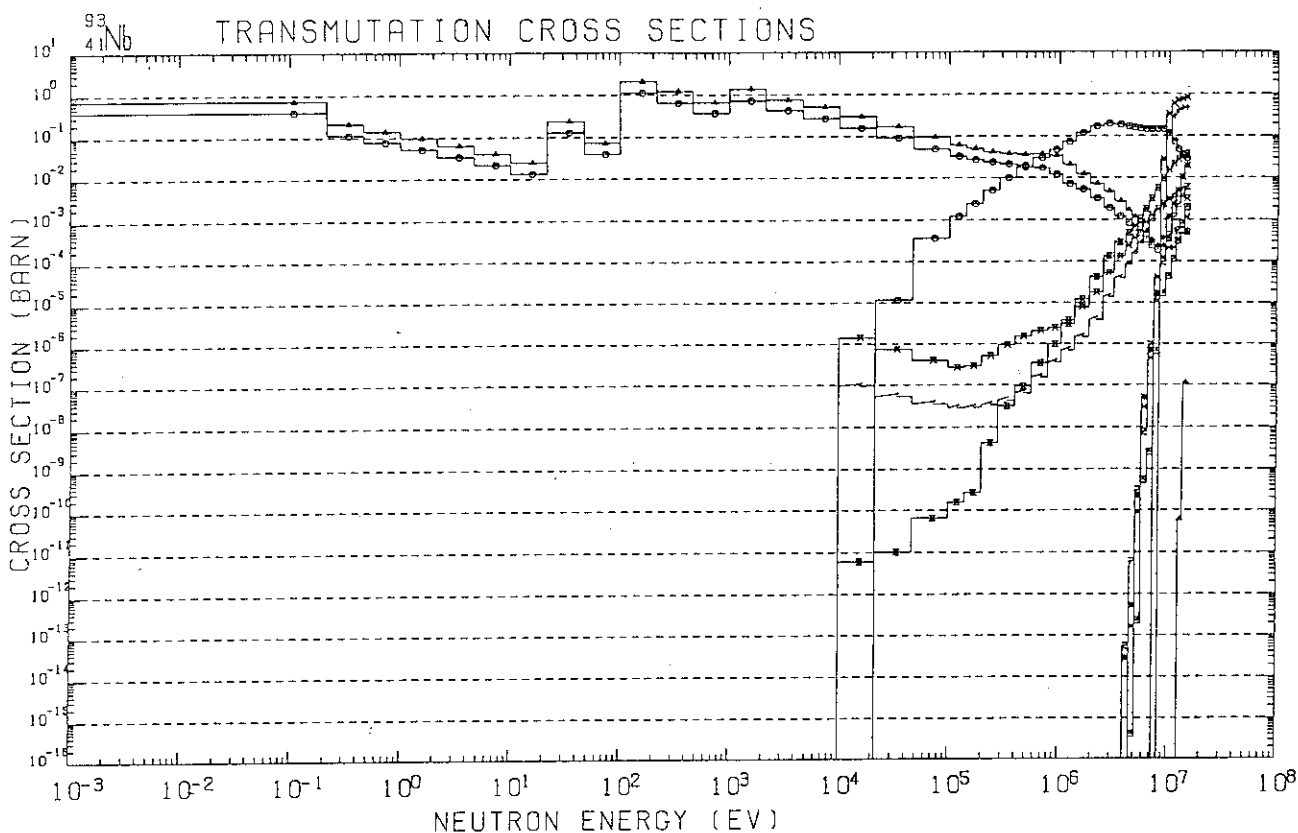




<sup>96</sup><sub>40</sub>Zr DECAY GAMMA-RAY TABLE

NUCLIDE	HALF LIFE	DECAY GAMMA-RAY ENERGY									
		YIELD (%)									
<sup>97</sup> <sub>40</sub> Zr	17.00 H	5.11E+05	7.43E+05	5.08E+05	1.15E+06	3.56E+05	6.02E+05	1.02E+06	1.35E+06	1.76E+06	2.54E+06
		0.00	92.80	5.07	2.65	2.28	1.99	1.35	1.35	1.35	1.25
<sup>97m</sup> <sub>41</sub> Nb	1.00 M	5.11E+05	7.43E+05								
		0.00	97.90								
<sup>97</sup> <sub>41</sub> Nb	72.00 M	5.11E+05	6.58E+05	1.02E+06	1.27E+06	1.52E+06					
		0.00	98.20	1.09	0.16	0.12					
<sup>92</sup> <sub>38</sub> Sp	2.71 H	5.11E+05	1.36E+06	9.53E+05	4.31E+05	2.42E+05	1.14E+06	6.51E+05	4.81E+05	8.97E+05	3.52E+05
		0.00	90.00	3.62	3.35	2.98	2.80	0.37	0.26	0.10	0.07
<sup>92</sup> <sub>39</sub> Y	3.54 H	5.11E+05	9.35E+05	1.41E+06	5.51E+05	4.49E+05	8.44E+05	9.13E+05	4.93E+05	1.85E+06	1.13E+06
		0.00	13.90	4.79	2.41	2.34	1.25	0.63	0.49	0.36	0.24
<sup>93</sup> <sub>38</sub> Sp	8.50 M	5.11E+05	5.90E+05	8.76E+05	8.99E+05	7.10E+05	1.68E+06	1.27E+06	2.60E+06	1.70E+06	5.45E+06
		0.00	73.00	25.48	24.74	21.42	18.95	8.10	7.79	4.31	9.99
<sup>93</sup> <sub>39</sub> Y	10.10 H	5.11E+05	2.67E+05	9.47E+05	1.92E+06	5.80E+06	1.46E+06	1.49E+06	2.19E+06	2.18E+06	1.20E+06
		0.00	6.80	1.95	1.40	0.61	0.94	0.24	0.17	0.18	0.10
<sup>95</sup> <sub>39</sub> Y	10.90 M	5.11E+05	9.54E+05	2.18E+06	3.69E+06	1.92E+06	2.83E+06	1.94E+06	4.92E+05	1.82E+06	1.81E+06
		0.00	19.00	6.28	7.70	5.32	6.13	2.78	2.02	1.75	1.50
<sup>95</sup> <sub>40</sub> Zr	65.50 D	5.11E+05	7.57E+05	7.24E+05	2.36E+05						
		0.00	54.60	44.27	0.24						
<sup>95m</sup> <sub>41</sub> Nb	86.70 H	5.11E+05	2.36E+05	2.04E+05							
		0.00	25.65	2.40							
<sup>95</sup> <sub>41</sub> Nb	35.00 D	5.11E+05	7.66E+05								
		0.00	99.82								
<sup>94</sup> <sub>38</sub> Sp	0.75 S	5.11E+05	1.43E+05	7.24E+05	7.04E+05	5.22E+05	8.06E+05				
		0.00	95.40	2.50	2.12	2.08	1.79				
<sup>94</sup> <sub>39</sub> Y	18.70 M	5.11E+05	9.19E+05	1.14E+06	5.51E+05	1.67E+06	3.82E+05	7.53E+05	2.14E+06	1.15E+06	1.89E+06
		0.00	56.00	6.08	4.98	2.43	2.04	1.42	0.97	0.70	0.39
<sup>96</sup> <sub>39</sub> Y	6.00 S	5.11E+05	1.69E+06								
		0.00	25.00								
<sup>93</sup> <sub>40</sub> Zr	1.50E+06 Y										
<sup>93m</sup> <sub>41</sub> Nb	13.60 Y	5.11E+05	9.04E+04								
		0.00	100.00								

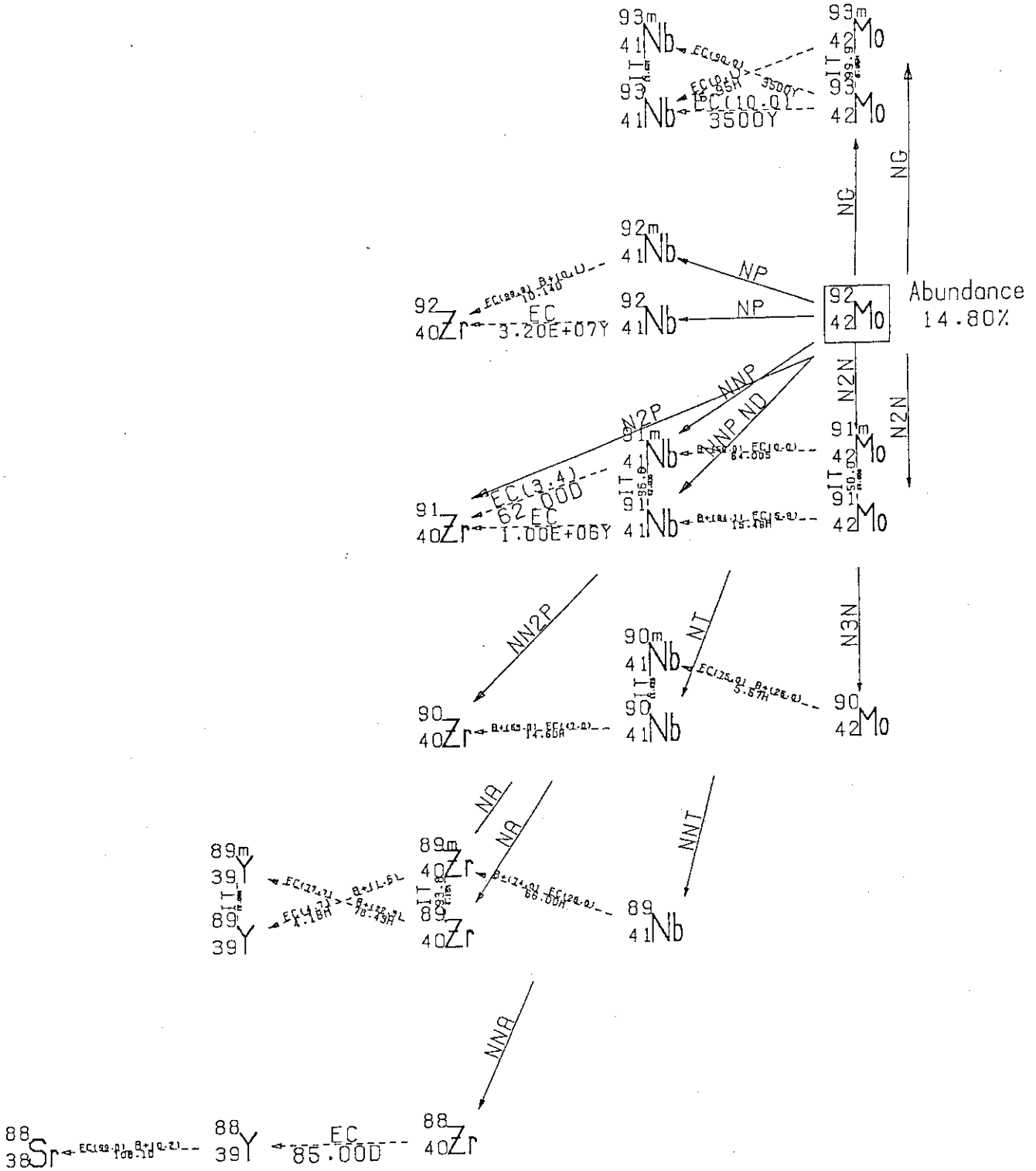


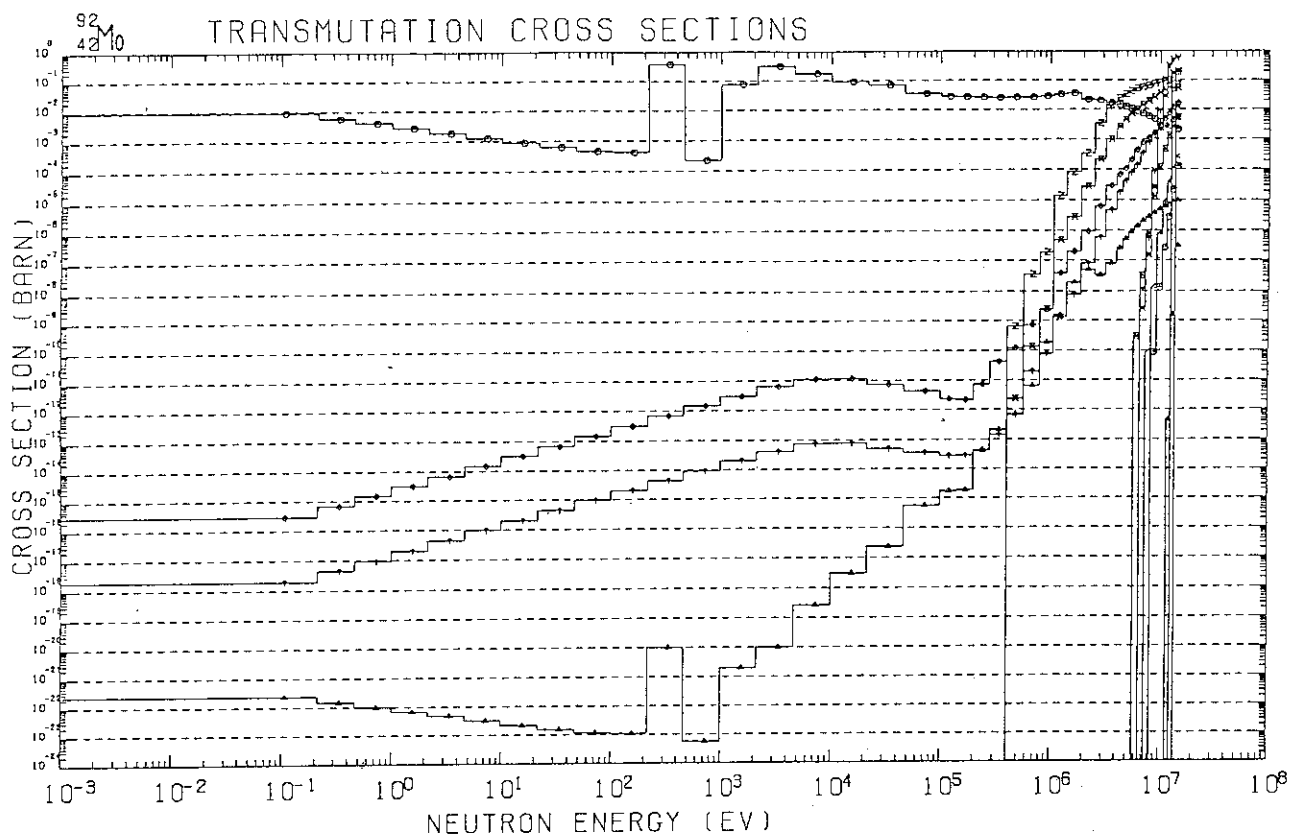


- NG<sup>H</sup> ( JENDL3+YAMAMURO MARCH 1989 )
- △ NG ( JENDL3+YAMAMURO MARCH 1989 )
- NNA<sup>H</sup> ( N.YAMAMURO MARCH 1989 )
- × NNA ( N.YAMAMURO MARCH 1989 )
- NNT ( )
- NT ( )
- × NA ( N.YAMAMURO MARCH 1989 )
- z ND (YAMAMURO 1987 NOVEMBER MAT)
- N3N ( )
- × N2N ( N.YAMAMURO MARCH 1989 )
- \* NNP ( N.YAMAMURO MARCH 1989 )
- ⊗ NP ( N.YAMAMURO MARCH 1989 )
- N2N<sup>H</sup> ( N.YAMAMURO MARCH 1989 )
- NHE3 ( )
- NA<sup>H</sup> ( N.YAMAMURO MARCH 1989 )
- NN ( N.YAMAMURO MARCH 1989 )
- △ N2NP ( N.YAMAMURO MARCH 1989 )

<sup>93</sup><sub>41</sub>Nb DECAY GAMMA-RAY TABLE

NUCLIDE	HALF LIFE	DECAY GAMMA-RAY ENERGY			
		YIELD (%)			
<sup>91</sup> <sub>39</sub> Y	58.50 D	5.11E+05	1.20E+06		
		0.00	0.90		
<sup>94m</sup> <sub>41</sub> Nb	6.29 M	5.11E+05	8.71E-05	4.16E+04	
		0.00	0.46	0.07	
		5.11E+05	8.71E+05	7.03E+05	
<sup>94</sup> <sub>41</sub> Nb	2.00E+04Y	0.00	100.00	99.00	
		5.11E+05	9.09E+05		
<sup>89m</sup> <sub>39</sub> Y	16.80 S	0.00	99.14		
<sup>90</sup> <sub>39</sub> Y	63.70 H				
<sup>92m</sup> <sub>41</sub> Nb	10.62 D	5.11E+05	9.34E+05	9.13E+05	1.85E+06
		0.00	99.20	1.69	0.79
<sup>93</sup> <sub>41</sub> Zr	1.50E+06Y				
<sup>93m</sup> <sub>41</sub> Nb	13.60 Y	5.11E+05	9.04E+04		
		0.00	100.00		
<sup>92</sup> <sub>41</sub> Nb	3.20E+07Y	5.11E+05	9.34E+05	9.13E+05	1.85E+06
		0.00	99.20	1.69	0.79
<sup>90m</sup> <sub>39</sub> Y	3.19 H	5.11E+05	2.03E+05	4.80E+05	
		0.00	97.55	91.00	
<sup>91</sup> <sub>41</sub> Nb	1.00E+07Y				

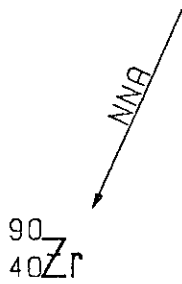
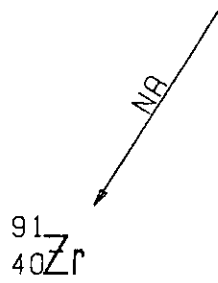
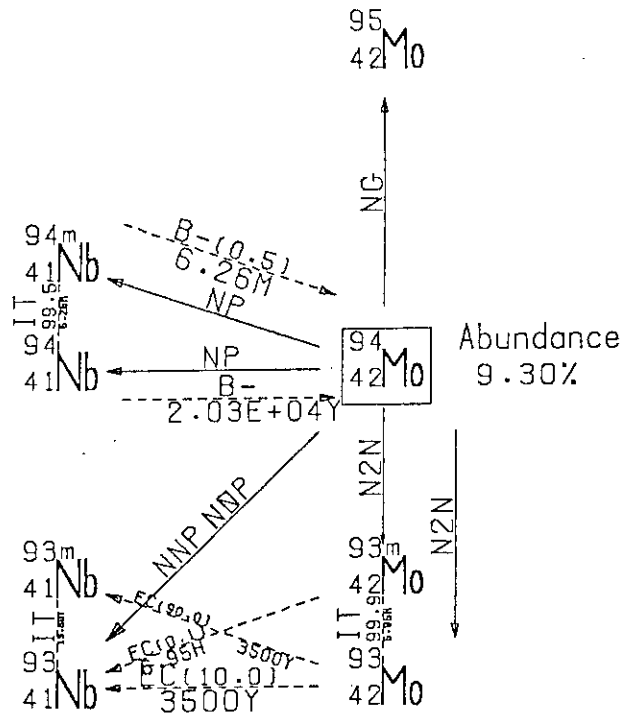


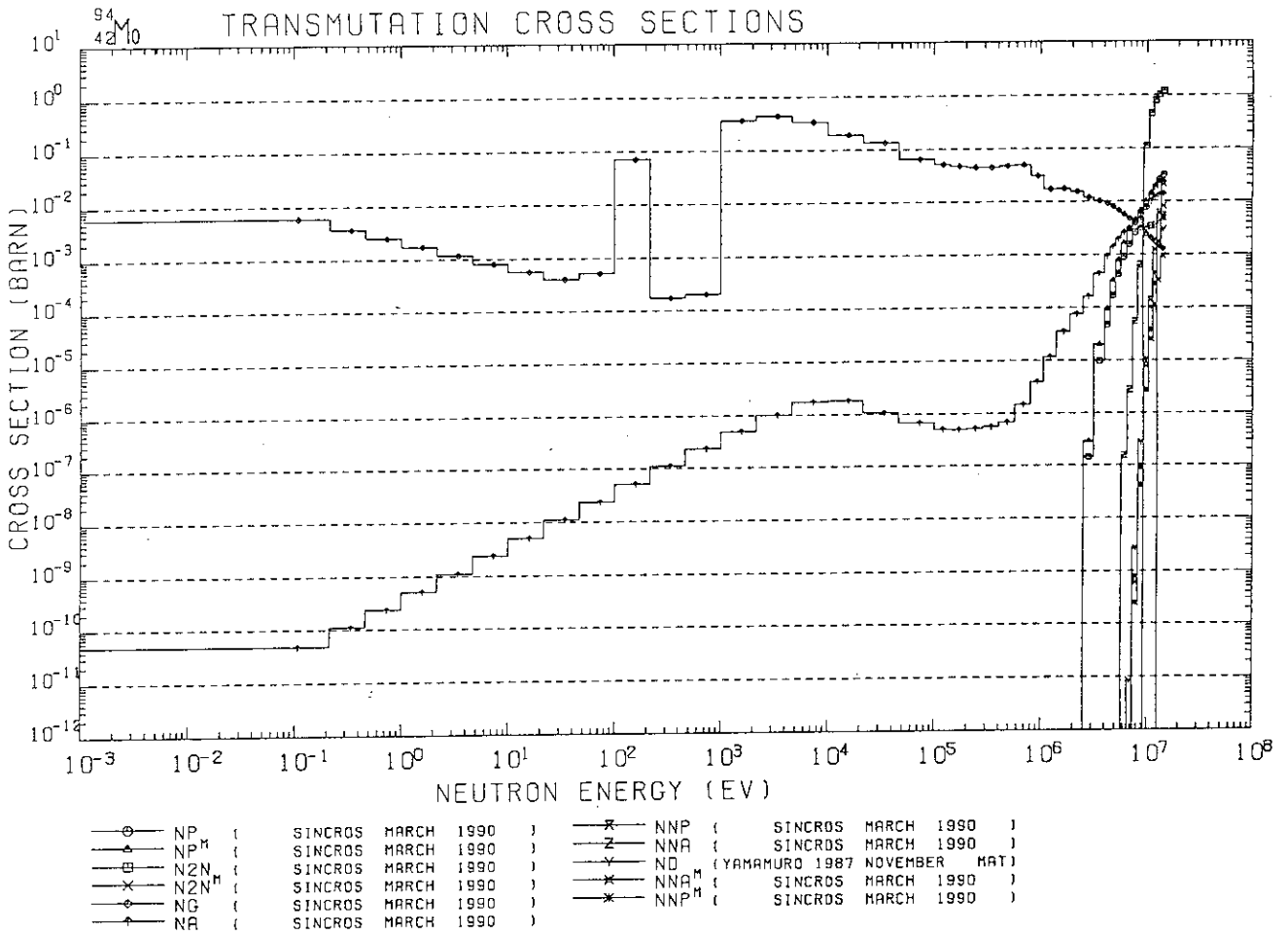


- NC ( SINCROS MARCH 1990 )
- △ NC<sup>M</sup> ( SINCROS MARCH 1990 )
- N2N ( SINCROS MARCH 1990 )
- × N2N<sup>M</sup> ( SINCROS MARCH 1990 )
- ◇ NA ( SINCROS MARCH 1990 )
- † NA<sup>H</sup> ( SINCROS MARCH 1990 )
- × NP ( SINCROS MARCH 1990 )
- ⊖ NP<sup>M</sup> ( SINCROS MARCH 1990 )
- ⊖ NNP ( SINCROS MARCH 1990 )
- × NNP<sup>M</sup> ( SINCROS MARCH 1990 )
- N3N ( SINCROS MARCH 1990 )
- × ND ( YAMAMURO 1987 NOVEMBER MAT )
- NT ( )
- NNT ( )
- N2P ( SINCROS MARCH 1990 )
- NNA ( SINCROS MARCH 1990 )
- △ NN2P ( N.YAMAMURO MARCH 1989 )

<sup>92</sup><sub>42</sub>Mo DECAY GAMMA-RAY TABLE

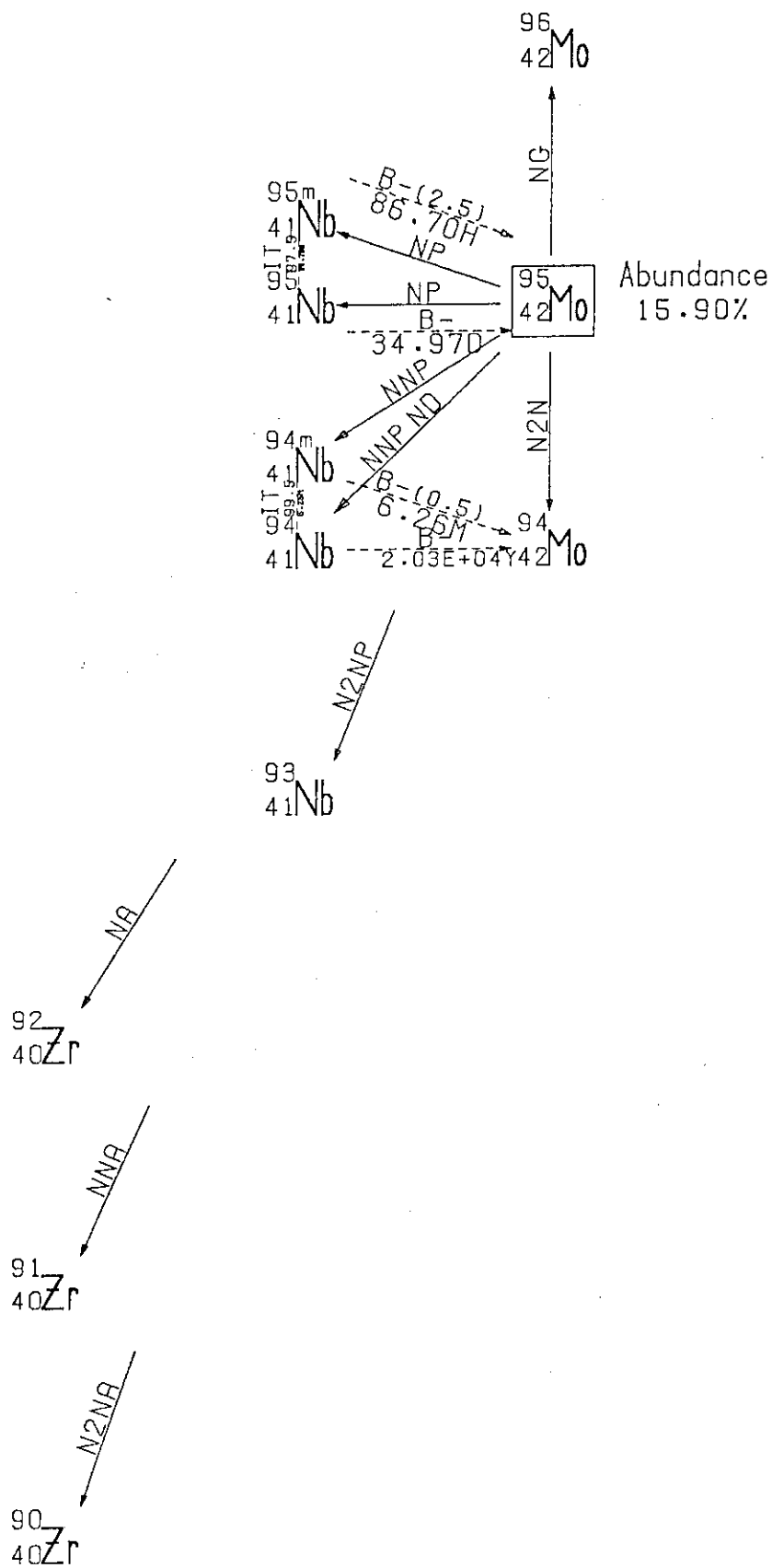
NUCLIDE	HALF LIFE	DECAY GAMMA-RAY ENERGY									
		YIELD (%)									
<sup>92</sup> <sub>42</sub> Mo	3500 Y										
<sup>93m</sup> <sub>41</sub> Nb	13.60 Y	6.11E+06	3.04E+04								
<sup>93</sup> <sub>42</sub> Mo	6.95 H	5.11E+05	8.85E+05	1.48E+06	2.83E+05	1.36E+05	1.14E+05	9.50E+05	6.89E+05	3.85E+05	5.41E+05
<sup>91</sup> <sub>42</sub> Mo	15.49 H	5.11E+05	1.64E+06	1.33E+06	2.63E+06						
<sup>91m</sup> <sub>42</sub> Mo	64.00 S	5.11E+05	6.63E+06	1.51E+06	1.21E+06	2.24E+06	1.03E+06	1.08E+06	1.16E+06	4.26E+05	7.33E+05
<sup>91m</sup> <sub>41</sub> Nb	62.00 D	5.11E+05	1.21E+06	1.08E+05							
<sup>89</sup> <sub>40</sub> Zr	78.43 H	5.11E+05	9.08E+05	1.71E+05	1.74E+06	1.66E+06	1.62E+06				
<sup>89m</sup> <sub>39</sub> Y	16.06 S	5.11E+05	9.09E+05								
<sup>89m</sup> <sub>40</sub> Zr	4.18 M	5.11E+05	5.88E+05	1.51E+06							
<sup>92</sup> <sub>41</sub> Nb	3.20E+07Y	5.11E+05	9.34E+05	9.13E+05	1.85E+06						
<sup>92m</sup> <sub>41</sub> Nb	10.14 D	5.11E+05	9.34E+05	9.13E+05	1.85E+06						
<sup>90</sup> <sub>42</sub> Mo	5.57 H	5.11E+05	2.67E+05	1.22E+05	3.23E+05	4.46E+05	1.63E+05	9.42E+05	1.27E+06	4.27E+04	1.46E+06
<sup>90m</sup> <sub>41</sub> Nb	18.82 S	5.11E+05	1.22E+05								
<sup>90</sup> <sub>41</sub> Nb	14.60 H	5.11E+05	1.19E+06	2.32E+06	1.41E+05	2.19E+06	1.33E+05	1.51E+06	3.71E+05	8.91E+05	1.27E+06
<sup>89</sup> <sub>41</sub> Nb	66.00 H	5.11E+05	6.88E+05	1.83E+06	1.83E+06	3.09E+06	2.67E+06	1.13E+06	1.51E+06	2.86E+06	9.21E+05
<sup>88</sup> <sub>40</sub> Zr	85.00 D	5.11E+05	3.34E+05								
<sup>88</sup> <sub>39</sub> Y	108.1 D	5.11E+05	1.84E+06	8.96E+05	2.73E+06						
<sup>91</sup> <sub>41</sub> Nb	1.00E+06Y										

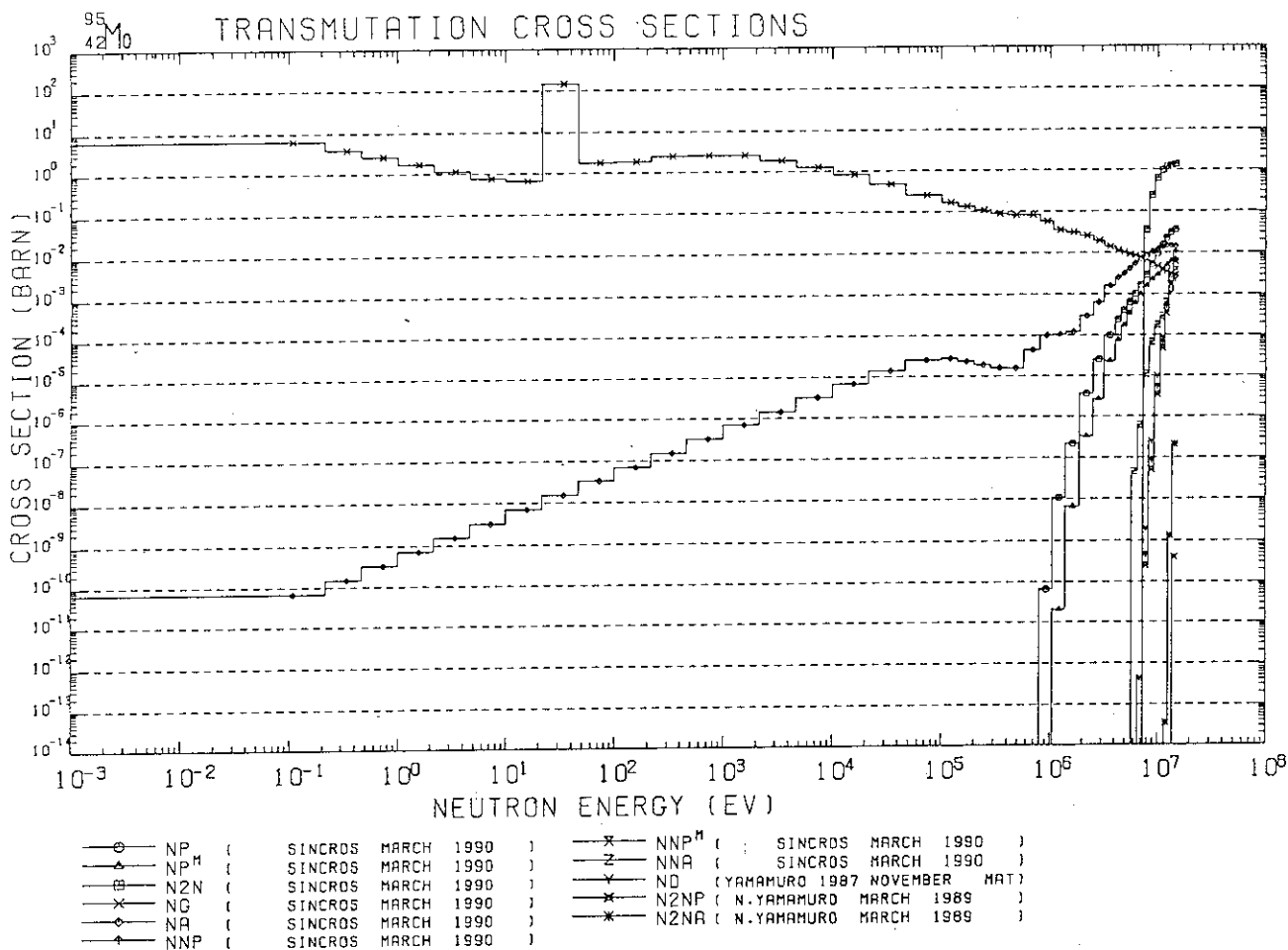




<sup>94</sup><sub>42</sub>Mo DECAY GAMMA-RAY TABLE

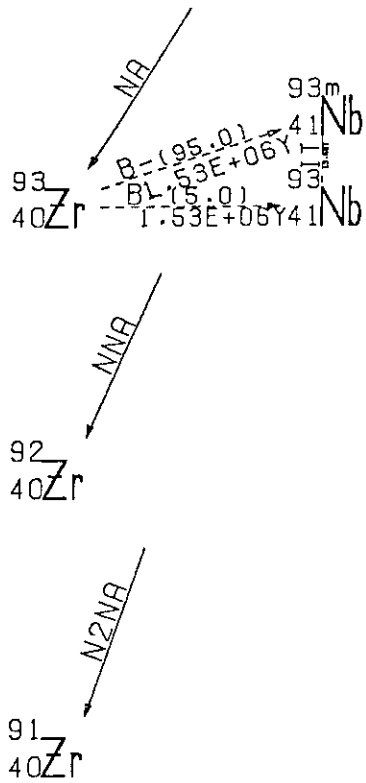
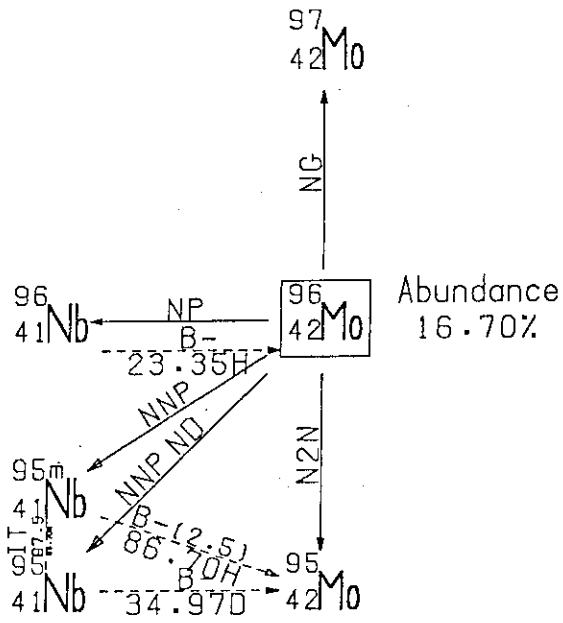
NUCLIDE	HALF LIFE	DECAY GAMMA-RAY ENERGY									
		YIELD (%)									
<sup>94</sup> <sub>41</sub> Nb	2.03E+04Y	5.11E+05	8.71E+05	7.03E+05							
		0.00	100.00	98.00							
<sup>94m</sup> <sub>41</sub> Nb	6.26 M	5.11E+05	6.71E+05	4.15E+04							
		0.00	0.48	0.07							
<sup>93m</sup> <sub>41</sub> Nb	13.60 Y	5.11E+05	5.04E+04								
		0.00	100.00								
<sup>93m</sup> <sub>42</sub> Mo	6.95 H	5.11E+05	6.85E+05	1.48E+06	2.53E+06	1.36E+06	1.14E+06	9.50E+05	5.89E+05	3.85E+05	5.41E+05
		10.00	99.58	99.10	55.80	0.79	0.68	0.12	0.07	0.06	0.06

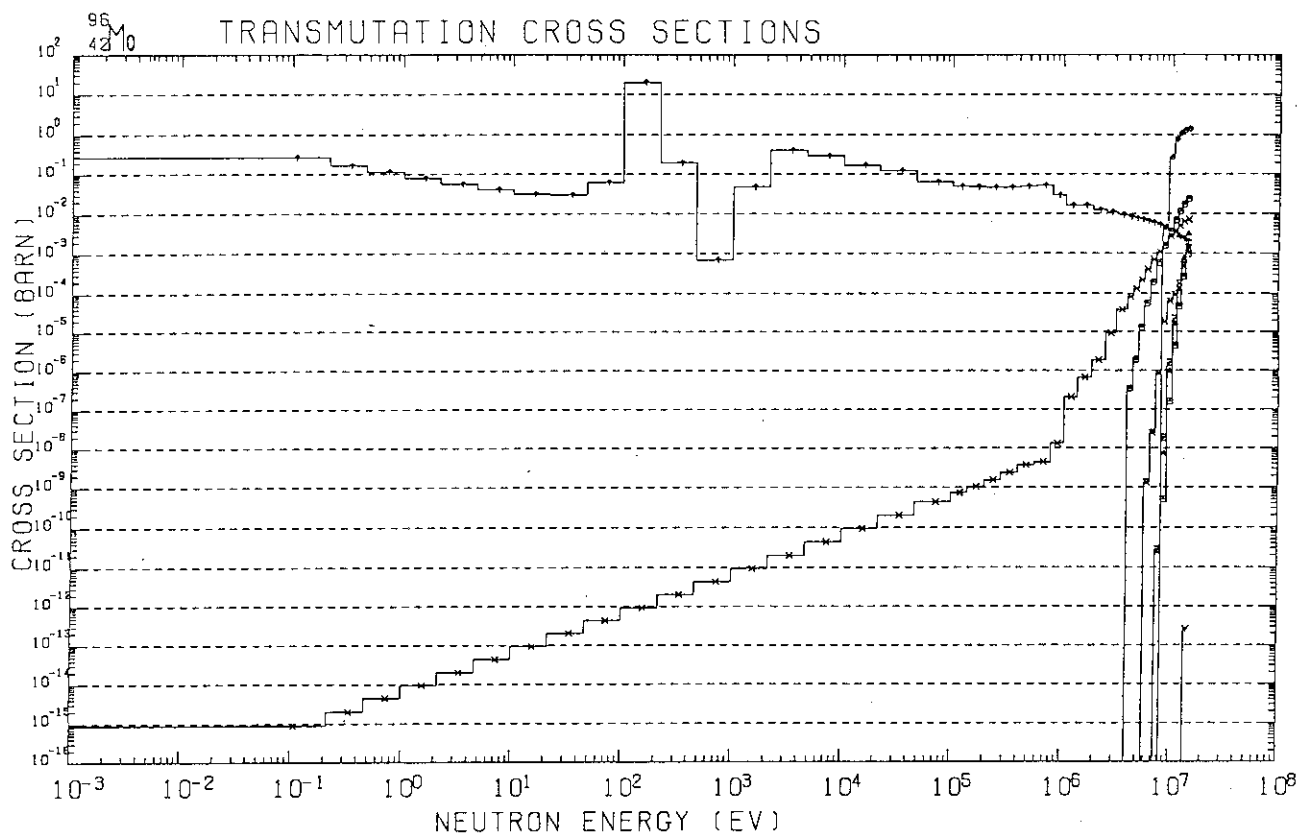




<sup>95</sup><sub>42</sub>Mo DECAY GAMMA-RAY TABLE

NUCLIDE	HALF LIFE	DECAY GAMMA-RAY ENERGY		
		YIELD (%)		
<sup>95</sup> <sub>42</sub> Nb	34.97 D	5.11E+05	7.86E+05	
		0.00	99.82	
<sup>95m</sup> <sub>42</sub> Nb	86.70 H	5.11E+05	2.36E+05	2.04E+05
		0.00	25.55	2.40
<sup>94</sup> <sub>42</sub> Nb	2.03E+04Y	5.11E+05	8.71E+05	7.03E+05
		0.00	100.00	99.00
<sup>94m</sup> <sub>42</sub> Nb	6.26 M	5.11E+05	8.71E+05	4.15E+04
		0.00	0.48	0.07

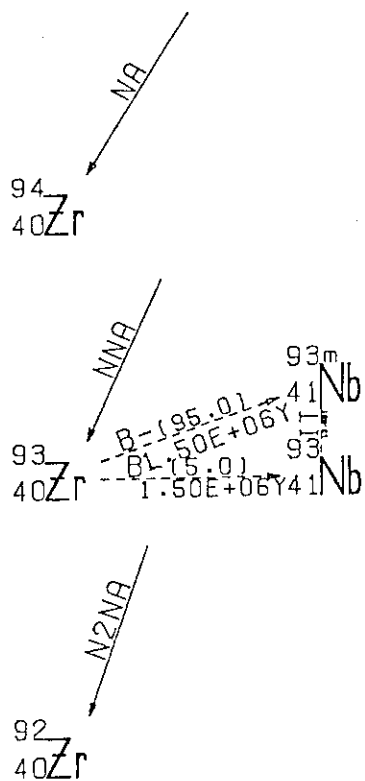
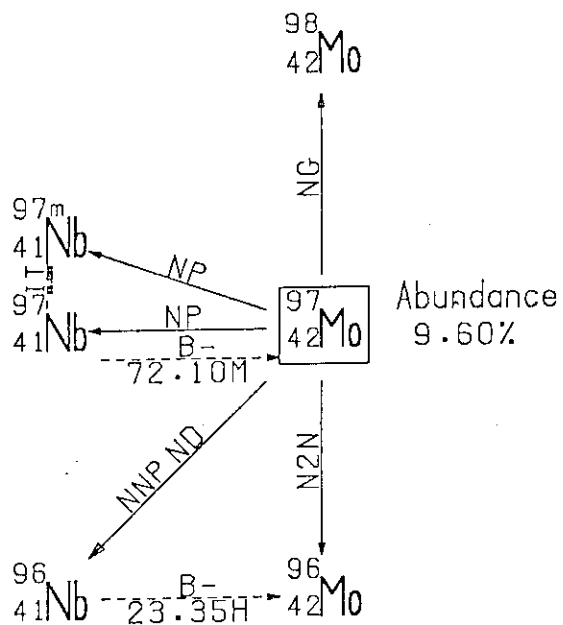


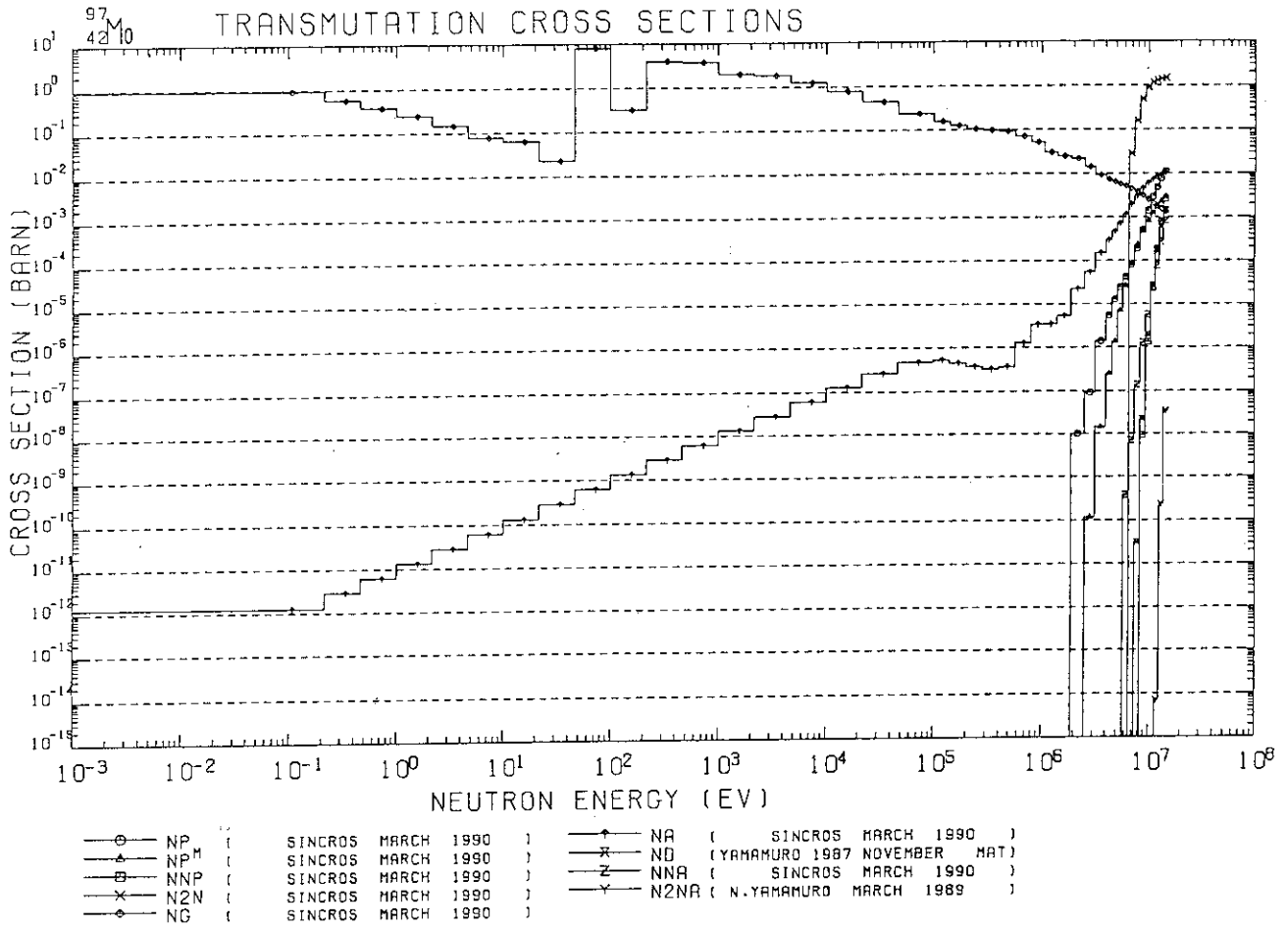


- NP ( SINCROS MARCH 1990 )
- △ NNP ( SINCROS MARCH 1990 )
- ⊠ NNP<sup>H</sup> ( SINCROS MARCH 1990 )
- × NA ( SINCROS MARCH 1990 )
- ◇ N2N ( SINCROS MARCH 1990 )
- ◆ NG ( SINCROS MARCH 1990 )
- ⊗ NNA ( SINCROS MARCH 1990 )
- ⊙ ND ( YAMAMURO 1987 NOVEMBER MAT )
- ⊖ N2NA ( N.YAMAMURO MARCH 1989 )

<sup>96</sup><sub>42</sub>Mo DECAY GAMMA-RAY TABLE

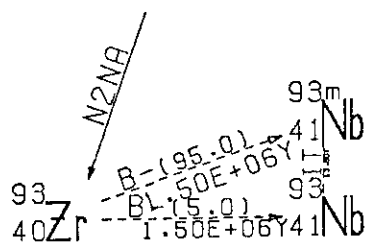
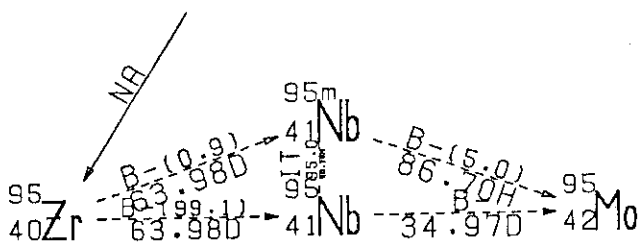
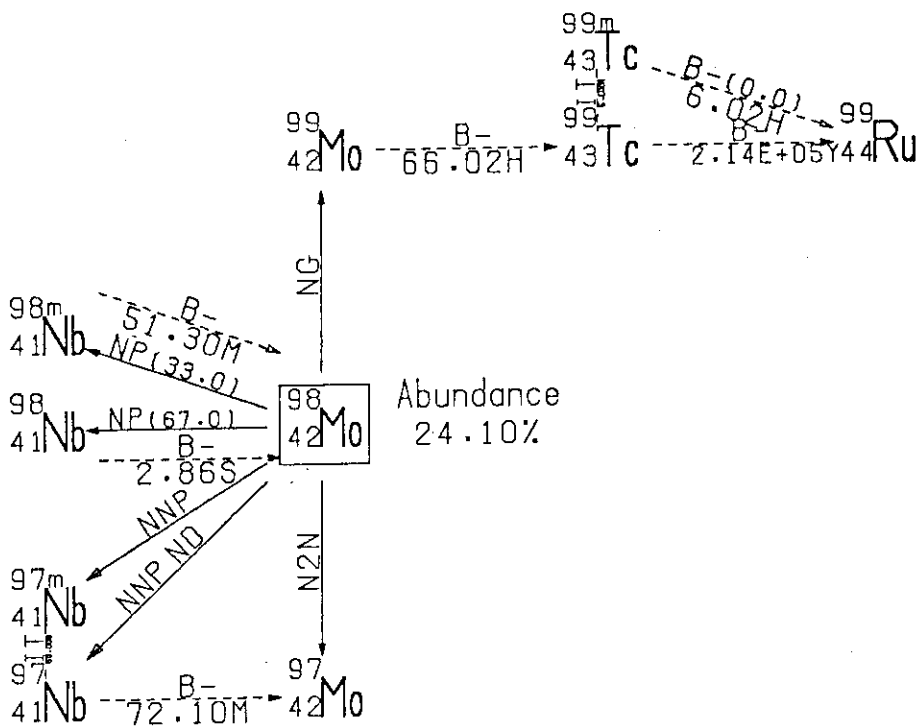
NUCLIDE	HALF LIFE	DECAY GAMMA-RAY ENERGY									
		YIELD (%)									
<sup>96</sup> <sub>41</sub> Nb	29.35 H	5.11E+05	7.78E+05	6.69E+05	1.09E+06	4.60E+05	6.50E+05	1.20E+06	8.10E+05	7.20E+05	4.81E+05
		0.00	96.80	55.70	49.40	28.19	20.73	20.05	9.93	7.30	6.39
<sup>95</sup> <sub>41</sub> Nb	34.97 D	5.11E+05	7.66E+05								
		0.00	99.82								
<sup>95m</sup> <sub>41</sub> Nb	86.70 H	5.11E+05	2.36E+05	2.04E+05							
		0.00	25.65	2.40							
<sup>93</sup> <sub>40</sub> Zr	1.53E+06Y										
<sup>93m</sup> <sub>41</sub> Nb	13.60 Y	5.11E+05	3.04E+04								
		0.00	100.00								

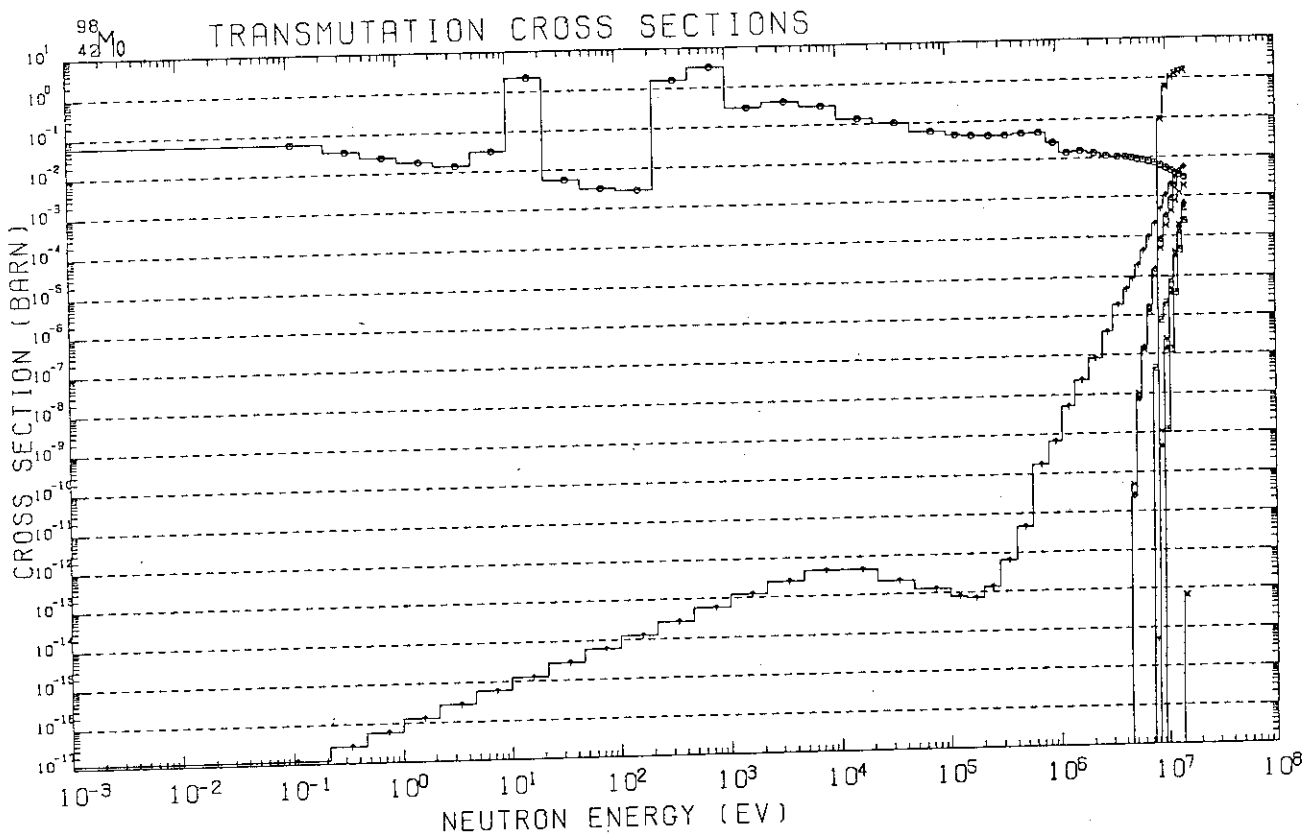




<sup>97</sup>/<sub>42</sub>Mo DECAY GAMMA-RAY TABLE

NUCLIDE	HALF LIFE	DECAY GAMMA-RAY ENERGY									
		YIELD (%)									
<sup>97</sup> / <sub>41</sub> Nb	72.10 M	5.11E+05	6.58E+05	1.02E+06	1.27E+06	1.52E+06					
		0.00	98.20	1.09	0.16	0.12					
<sup>97m</sup> / <sub>41</sub> Nb	60.00 S	5.11E+05	7.43E+05								
		0.00	97.90								
<sup>95</sup> / <sub>41</sub> Nb	23.35 H	5.11E+05	7.78E+05	5.69E+05	1.09E+06	4.60E+05	8.50E+05	1.20E+06	8.10E+05	7.20E+05	4.81E+05
		0.00	96.80	55.70	49.40	28.19	20.73	20.05	9.93	7.30	6.33
<sup>93</sup> / <sub>40</sub> Zr	1.50E+06 Y										
<sup>93m</sup> / <sub>41</sub> Nb	13.60 Y	5.11E+05	3.04E+04								
		0.00	100.00								

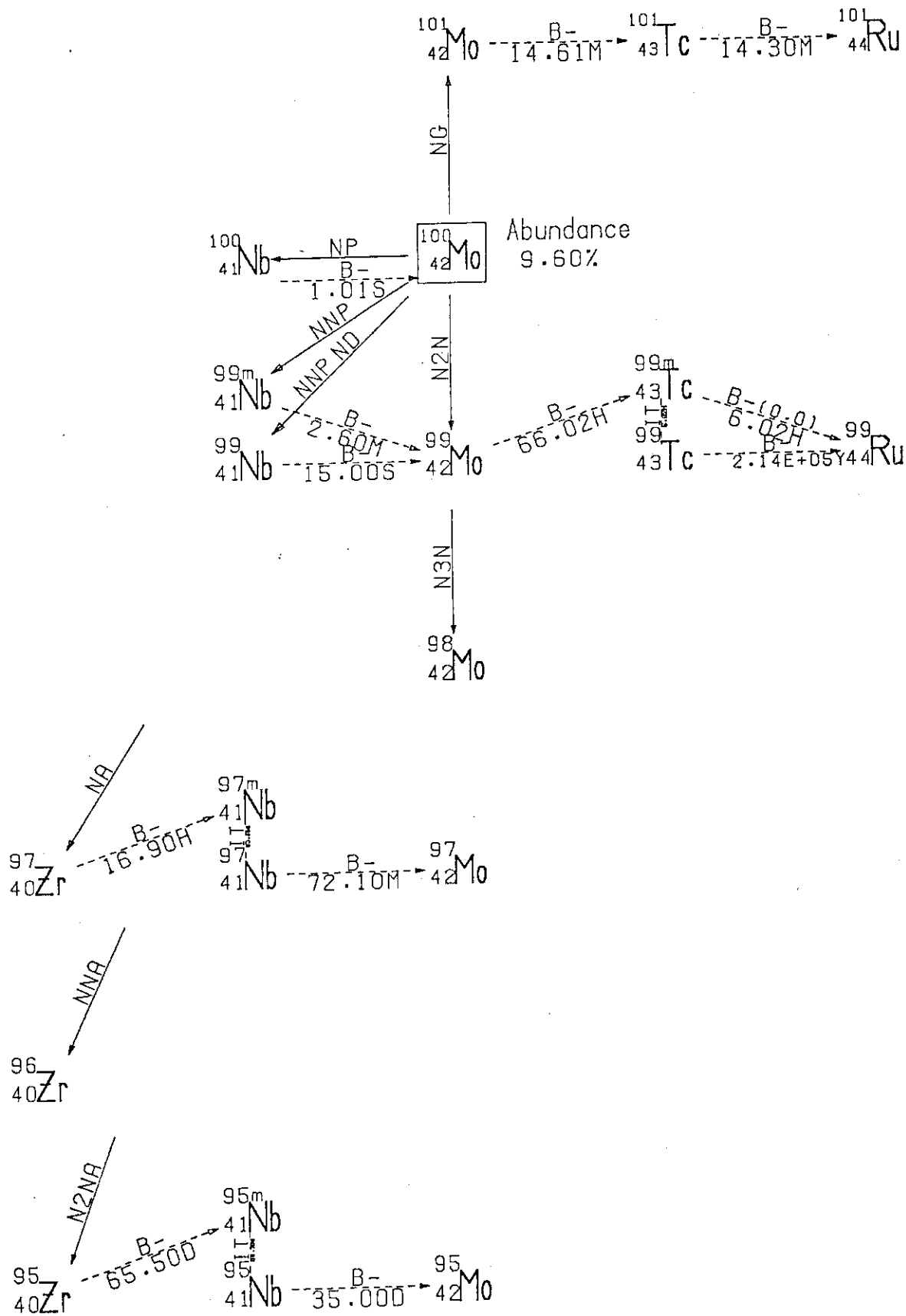


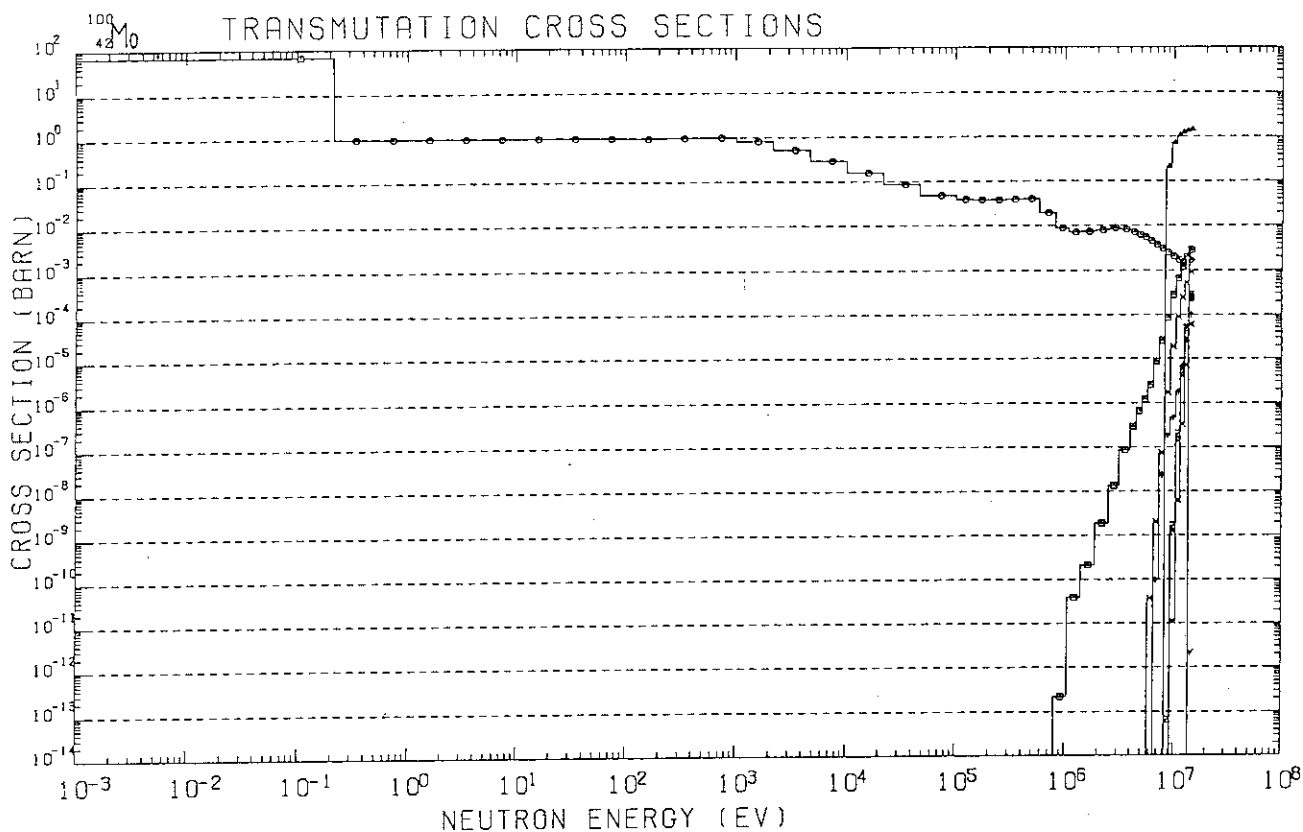


- NG ( SINCROS MARCH 1990 )
- △ NNP ( SINCROS MARCH 1990 )
- NNP<sup>m</sup> ( SINCROS MARCH 1990 )
- × NP ( SINCROS MARCH 1990 )
- NP<sup>m</sup> ( SINCROS MARCH 1990 )
- ↑ NA ( SINCROS MARCH 1990 )
- × NZN ( SINCROS MARCH 1990 )
- z NNA ( SINCROS MARCH 1990 )
- Y ND (YAHAMURO 1987 NOVEMBER MAT)
- \* NZNA ( N.YAHAMURO MARCH 1989 )

<sup>98</sup><sub>42</sub>Mo DECAY GAMMA-RAY TABLE

NUCLIDE	HALF LIFE	DECAY GAMMA-RAY ENERGY									
		YIELD (%)									
<sup>99</sup> <sub>42</sub> Mo	66.02 H	5.11E+05	1.41E+05	7.39E+05	1.81E+05	7.76E+05	3.66E+05	4.06E+04	8.23E+05	9.61E+05	1.59E+05
		0.00	89.32	12.80	8.93	4.43	1.96	0.89	0.14	0.10	0.01
<sup>99m</sup> <sub>43</sub> Tc	6.02 H	5.11E+05	1.41E+05	1.43E+05							
		0.00	89.00	6.44							
<sup>99</sup> <sub>43</sub> Tc	2.14E+05Y	5.11E+05	6.98E+05	1.02E+06	1.27E+06	1.52E+06					
		0.00	98.20	1.09	0.16	0.12					
<sup>97m</sup> <sub>41</sub> Nb	60.00 S	5.11E+05	7.43E+05								
		0.00	97.90								
<sup>98</sup> <sub>41</sub> Nb	2.86 S	5.11E+05	7.38E+05	7.87E+05	1.02E+06	1.43E+06	6.45E+05	9.72E+05	1.42E+06	1.25E+06	1.76E+06
		0.00	6.60	3.20	1.64	0.86	0.85	0.82	0.42	0.22	0.16
<sup>98m</sup> <sub>41</sub> Nb	51.30 H	5.11E+05	7.87E+05	7.23E+05	1.17E+06	8.34E+05	3.35E+05	7.14E+05	1.70E+06	7.92E+05	6.46E+05
		0.00	93.20	73.86	17.84	10.85	9.53	9.15	8.86	7.82	5.61
<sup>95</sup> <sub>40</sub> Zr	63.98 D	5.11E+05	7.57E+05	7.24E+05	2.36E+05						
		0.00	64.60	44.27	0.24						
<sup>95m</sup> <sub>41</sub> Nb	86.70 H	5.11E+05	2.36E+05	2.04E+05							
		0.00	25.65	2.40							
<sup>95</sup> <sub>41</sub> Nb	34.97 D	5.11E+05	7.66E+05								
		0.00	99.82								
<sup>93</sup> <sub>40</sub> Zr	1.50E+06Y										
<sup>93m</sup> <sub>41</sub> Nb	13.60 Y	5.11E+05	3.04E+04								
		0.00	100.00								

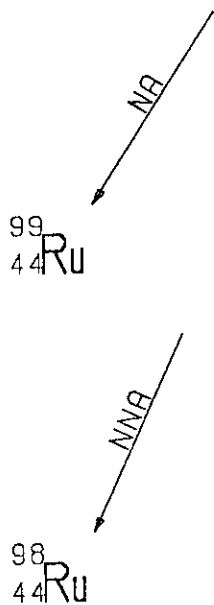
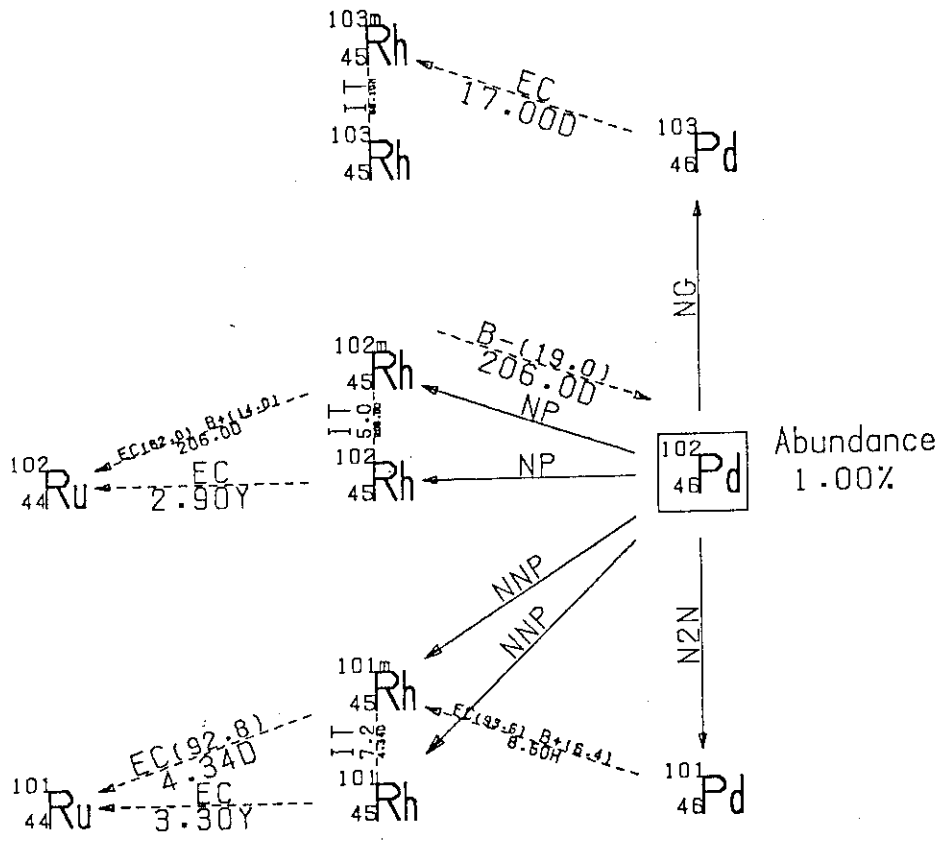


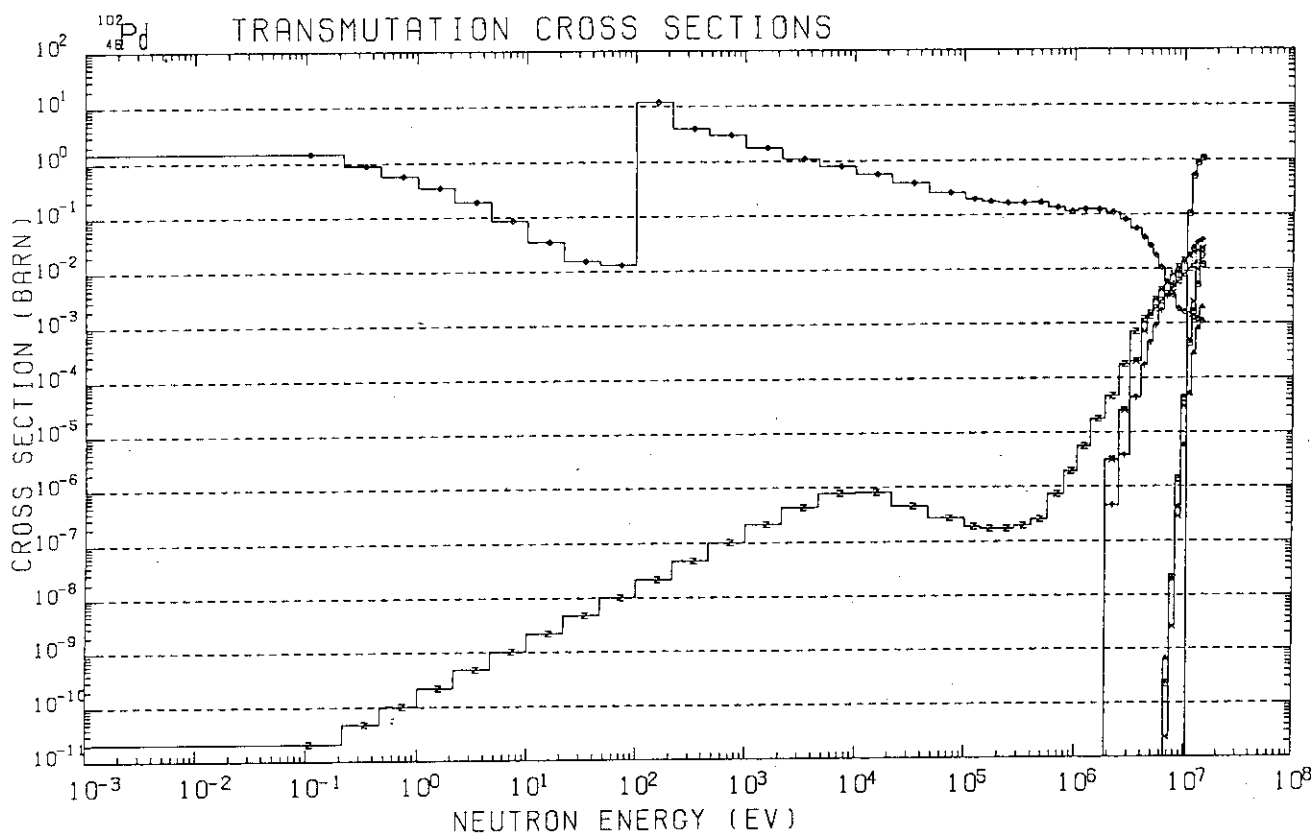


- NC ( SINCROS MARCH 1990 )
- N2N ( SINCROS MARCH 1990 )
- NA ( SINCROS MARCH 1990 )
- × NP ( SINCROS MARCH 1990 )
- N3N ( SINCROS MARCH 1990 )
- ◆ NNA ( SINCROS MARCH 1990 )
- × NNP ( SINCROS MARCH 1990 )
- z ND (YAMAMURO 1987 NOVEMBER MAT)
- ▽ NZNA ( N.YAMAMURO MARCH 1989 )
- × NNP<sup>H</sup> ( SINCROS MARCH 1990 )

<sup>100</sup>Mo DECAY GAMMA-RAY TABLE

NUCLIDE	HALF LIFE	DECAY GAMMA-RAY ENERGY									
		YIELD (%)									
<sup>101</sup> <sub>42</sub> Mo	14.61 M	5.11E+05	1.82E+05	5.91E+05	1.01E+06	5.08E+05	2.03E+06	1.63E+06	6.95E+05	5.90E+06	8.07E+04
		0.00	19.60	17.10	15.38	12.38	7.25	6.23	6.09	5.91	5.62
<sup>101</sup> <sub>43</sub> C	14.30 M	5.11E+05	3.07E+05	6.45E+05	1.27E+06	1.84E+06	6.86E+05	6.32E+06	7.16E+05	1.80E+06	5.27E+05
		0.00	88.00	6.04	2.87	1.70	1.18	1.03	0.69	0.65	0.39
<sup>99m</sup> <sub>43</sub> Tc	6.02 H	5.11E+05	1.41E+05	1.43E+05							
		0.00	89.00	6.44							
<sup>99</sup> <sub>43</sub> Tc	2.14E+05Y										
<sup>97</sup> <sub>40</sub> Zr	16.90 H	5.11E+05	7.43E+05	5.08E+06	1.15E+06	3.65E+05	6.02E+05	1.02E+06	1.36E+06	1.75E+06	2.54E+05
		0.00	92.80	5.07	2.65	2.29	1.39	1.35	1.35	1.35	1.25
<sup>97m</sup> <sub>41</sub> Nb	60.00 S	5.11E+05	7.43E+05								
		0.00	97.90								
<sup>100</sup> <sub>41</sub> Nb	1.01 S										
<sup>97</sup> <sub>41</sub> Nb	72.10 M	5.11E+05	6.68E+05	1.02E+06	1.27E+06	1.62E+06					
		0.00	99.20	1.09	0.18	0.12					
<sup>95</sup> <sub>40</sub> Zr	65.50 D	5.11E+05	7.57E+05	7.24E+06	2.35E+05						
		0.00	54.60	44.27	0.24						
<sup>95m</sup> <sub>41</sub> Nb	86.70 H	5.11E+05	2.36E+05	2.04E+05							
		0.00	25.65	2.40							
<sup>95</sup> <sub>41</sub> Nb	35.00 D	5.11E+05	7.66E+05								
		0.00	99.92								
<sup>99</sup> <sub>42</sub> Mo	66.02 H	5.11E+05	1.41E+06	7.38E+05	1.81E+05	7.78E+05	3.66E+05	4.06E+04	8.23E+05	9.61E+06	1.59E+05
		0.00	89.32	12.60	6.33	4.43	1.36	0.89	0.14	0.10	0.01
<sup>99m</sup> <sub>41</sub> Nb	2.60 M										
<sup>99</sup> <sub>41</sub> Nb	15.00 S	5.11E+05	9.77E+04	1.38E+05							
		0.00	90.00	90.00							

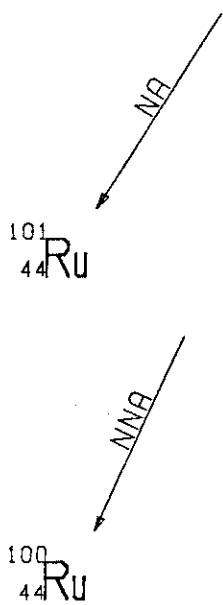
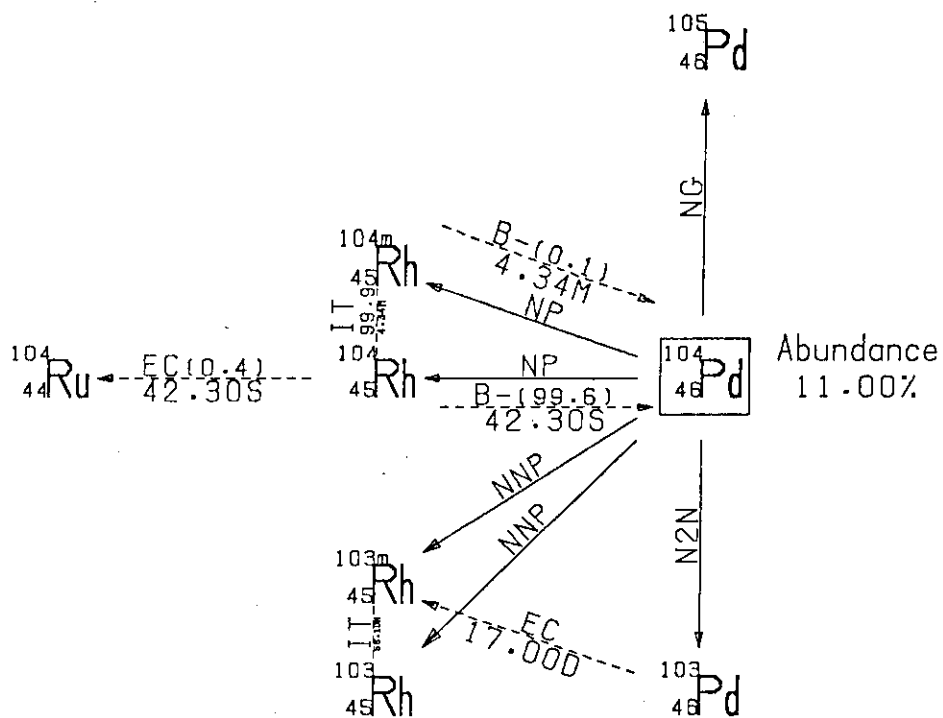


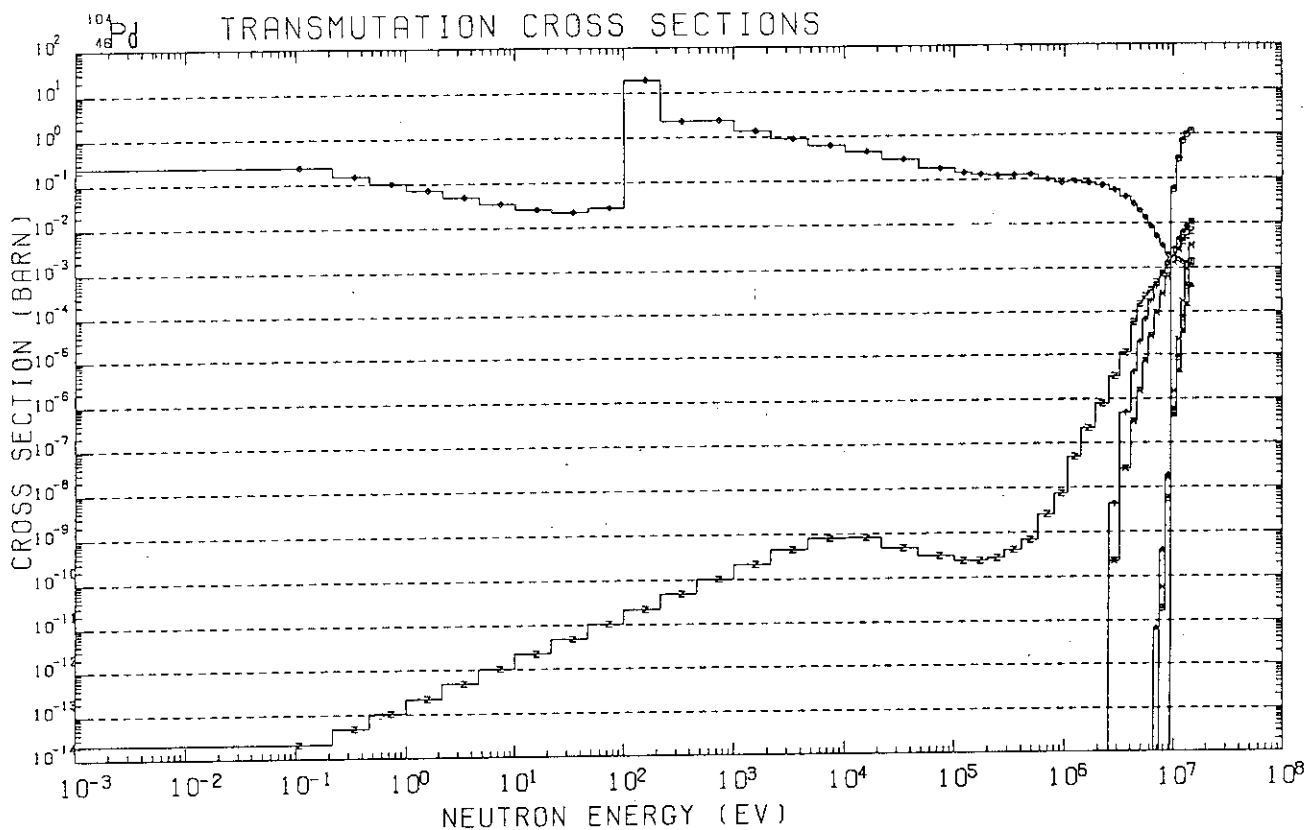


- N2N ( SINCROS MARCH 1990 )
- △ NNA ( SINCROS MARCH 1990 )
- NNP ( SINCROS MARCH 1990 )
- × NNP<sup>M</sup> ( SINCROS MARCH 1990 )
- ◇ NG ( SINCROS MARCH 1990 )
- ▲ NP ( SINCROS MARCH 1990 )
- ⊗ NP<sup>M</sup> ( SINCROS MARCH 1990 )
- ⊘ NA ( SINCROS MARCH 1990 )

<sup>102</sup>Pd DECAY GAMMA-RAY TABLE

NUCLIDE	HALF LIFE	DECAY GAMMA-RAY ENERGY									
		YIELD (%)									
<sup>103m</sup> <sub>48</sub> Pd	56.10 M	5.11E+05	9.97E+04								
		0.00	0.07								
<sup>102</sup> <sub>48</sub> Pd	2.90 Y	5.11E+05	4.75E+05	6.31E+05	6.97E+05	7.67E+05	1.05E+06	1.11E+06	4.19E+06	6.28E+06	1.10E+06
		0.00	94.60	55.92	49.61	54.19	34.13	16.96	9.39	6.26	4.55
<sup>102m</sup> <sub>48</sub> Pd	206.0 D	5.11E+05	4.75E+05	6.28E+05	4.69E+05	1.10E+06	5.57E+05				
		28.00	45.00	4.41	2.83	2.83	1.93				
<sup>101</sup> <sub>48</sub> Pd	8.50 H	5.11E+05	2.96E+05	5.90E+05	2.70E+05	5.56E+05	1.29E+06	7.24E+05	1.20E+06		
		0.00	16.00	11.30	6.03	3.22	2.14	1.94	1.42		
<sup>101m</sup> <sub>48</sub> Pd	4.34 D	5.11E+05	3.07E+06	5.45E+05							
		0.00	87.00	4.20							
<sup>101</sup> <sub>48</sub> Pd	3.30 Y	5.11E+05	1.27E+05	1.98E+05	3.25E+05						
		12.80	70.00	67.90	12.81						
<sup>103</sup> <sub>48</sub> Pd	17.00 D	5.11E+06	3.97E+04	3.57E+05							
		0.00	0.68	0.02							

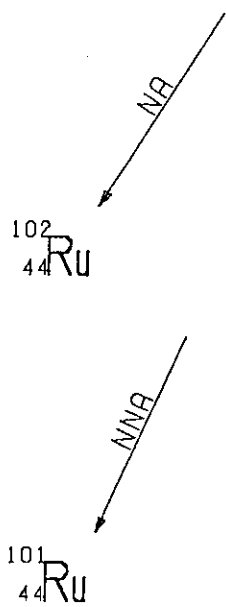
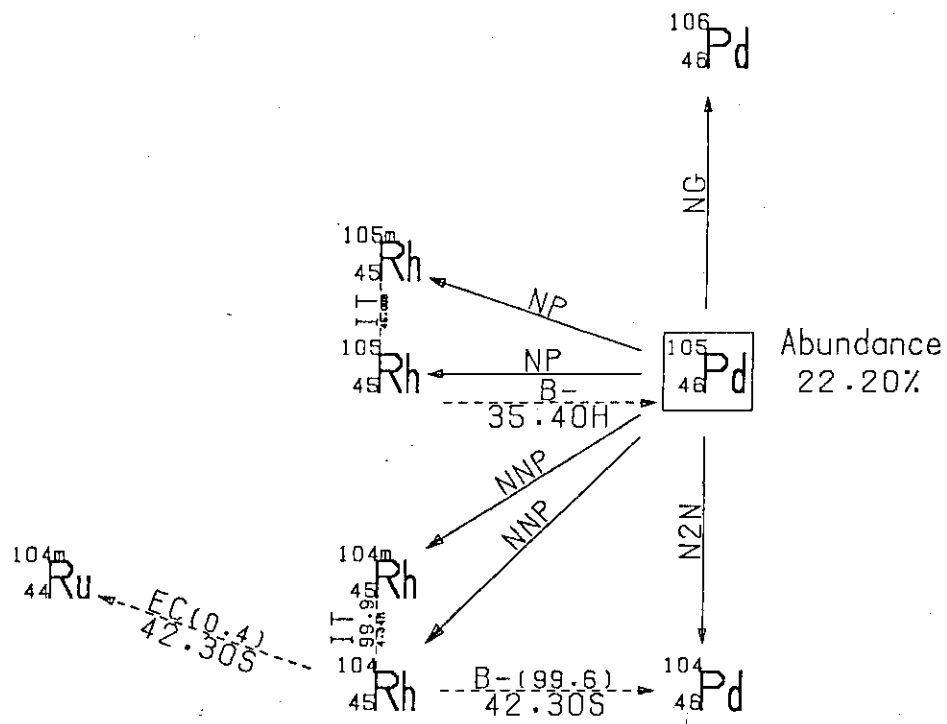


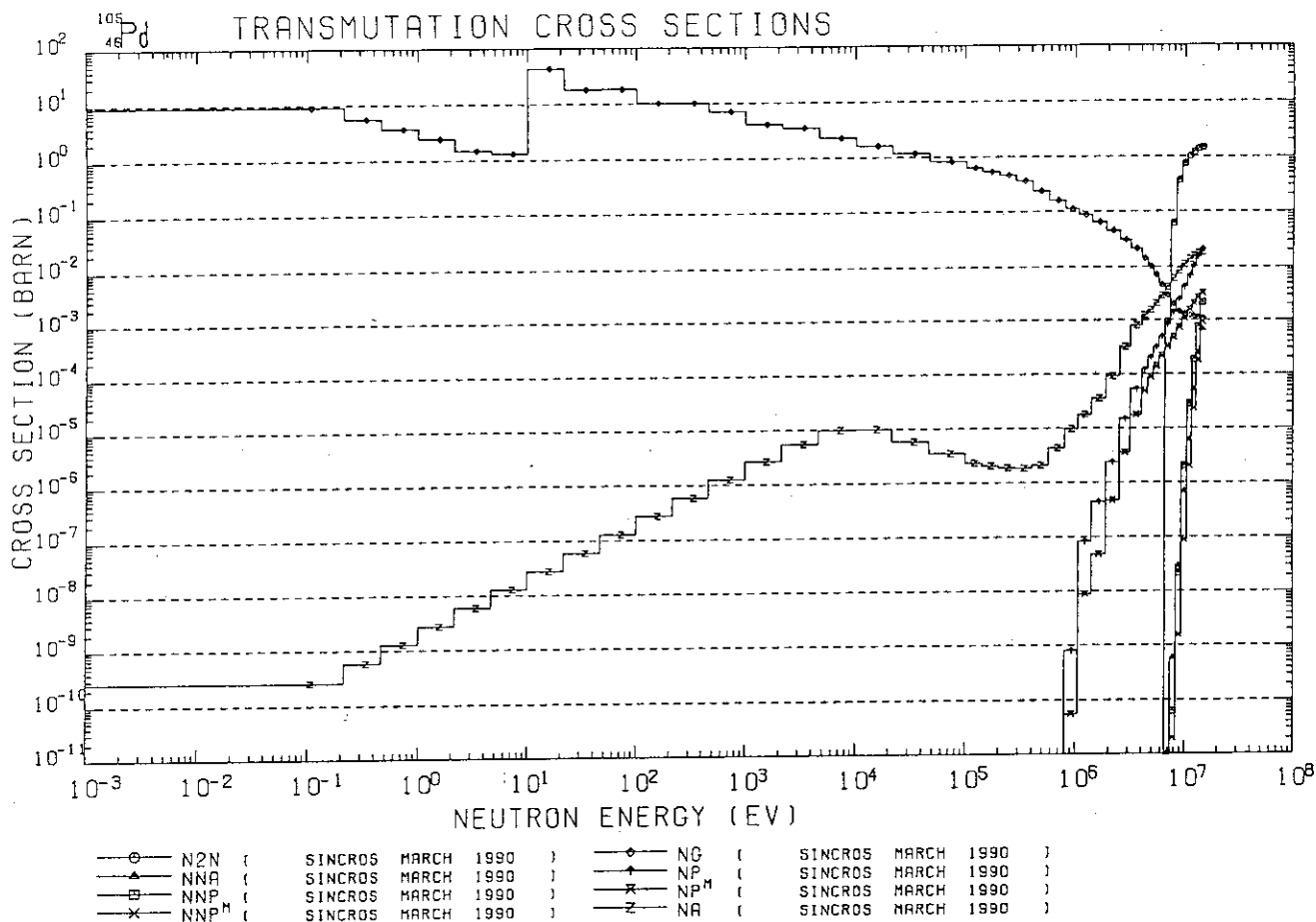


- N2N ( SINCROS MARCH 1990 )
- NNA ( SINCROS MARCH 1990 )
- NNP ( SINCROS MARCH 1990 )
- × NNP<sup>n</sup> ( SINCROS MARCH 1990 )
- ◇ NG ( SINCROS MARCH 1990 )
- ▲ NP ( SINCROS MARCH 1990 )
- × NP<sup>n</sup> ( SINCROS MARCH 1990 )
- z NA ( SINCROS MARCH 1990 )

<sup>104</sup>Pd DECAY GAMMA-RAY TABLE

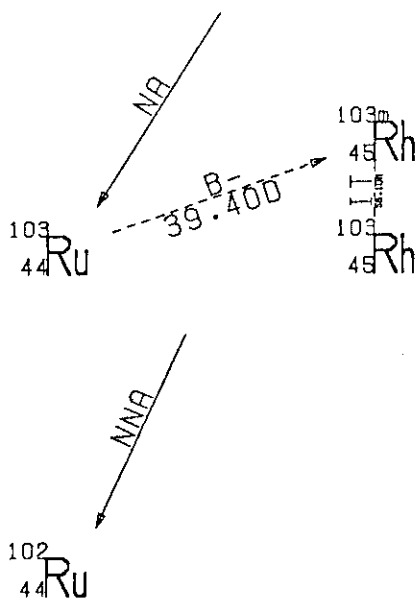
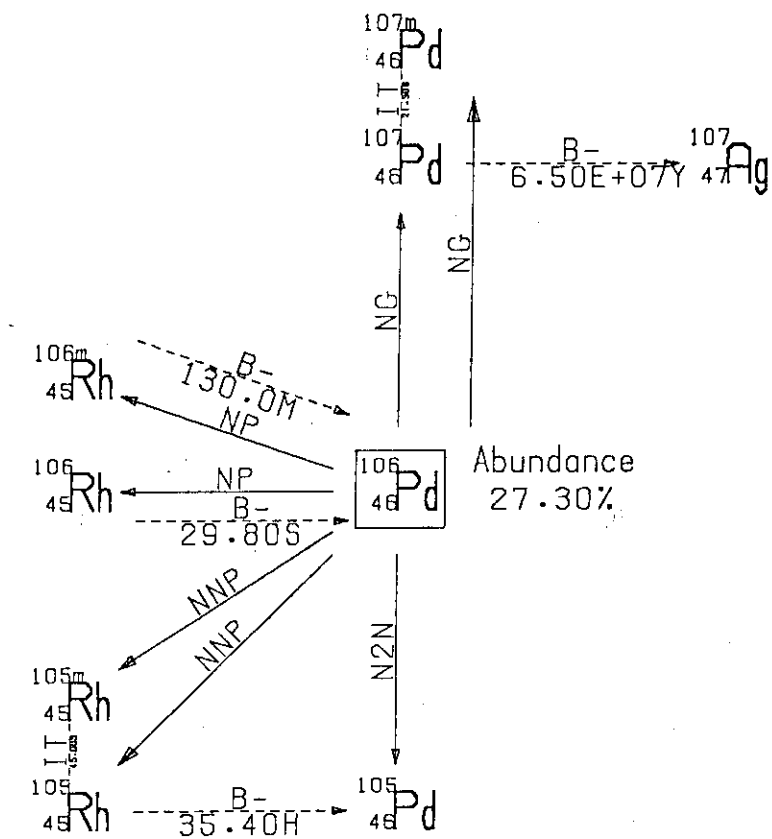
NUCLIDE	HALF LIFE	DECAY GAMMA-RAY ENERGY			
		YIELD (%)			
<sup>103</sup> <sub>45</sub> Pd	17.00 D	5.11E+05	9.97E+04	3.57E+05	
		0.00	0.68	0.02	
<sup>103</sup> <sub>45</sub> Rh	56.10 M	5.11E+05	3.97E+04		
		0.00	0.07		
<sup>104</sup> <sub>45</sub> Rh	42.30 S	5.11E+05	5.68E+05		
		0.00	2.00		
<sup>104</sup> <sub>45</sub> Rh	4.34 M	5.11E+05	5.58E+05	5.14E+04	7.75E+04
		0.00	100.00	48.30	2.32

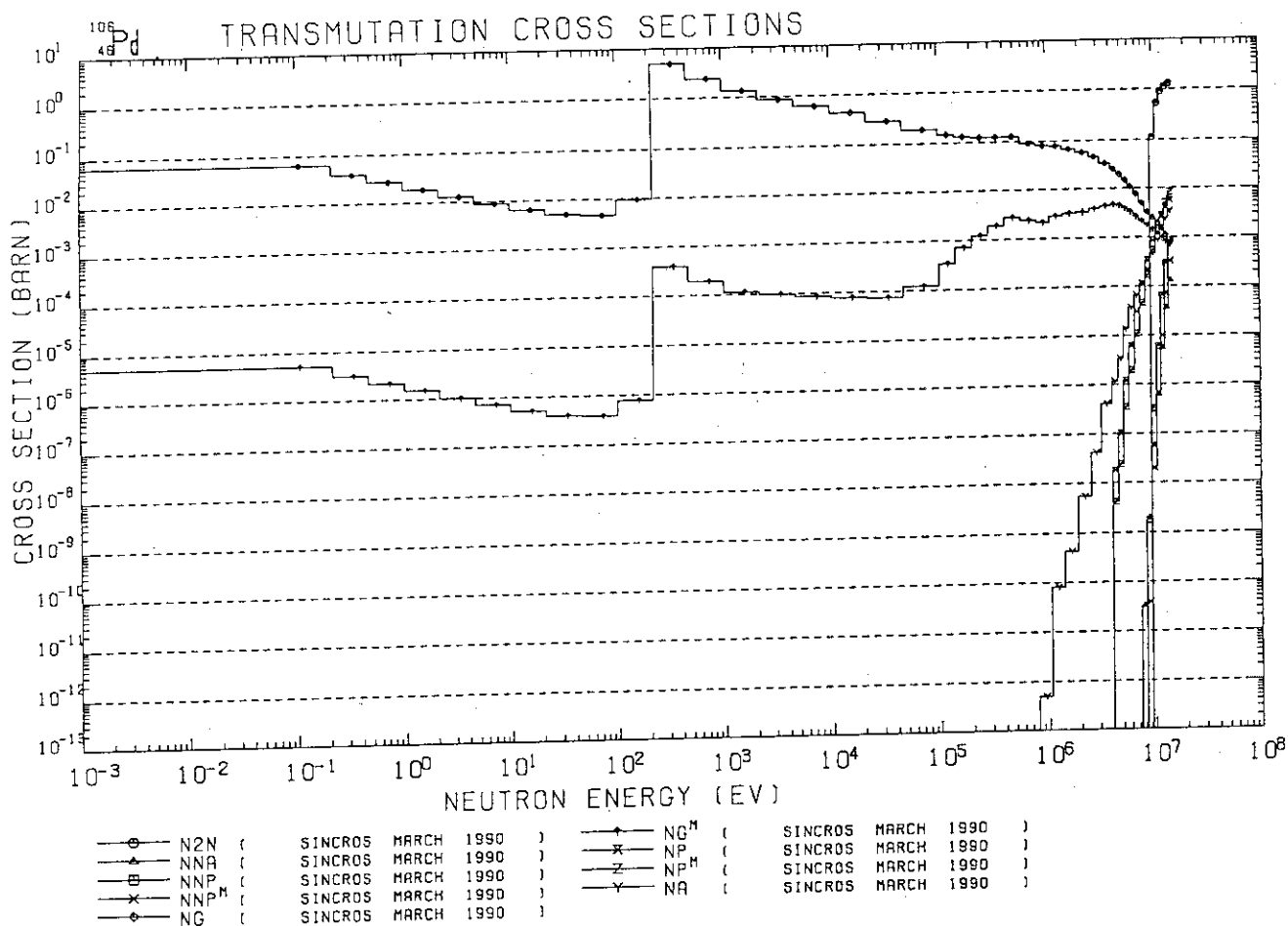




<sup>105</sup><sub>46</sub>Pd DECAY GAMMA-RAY TABLE

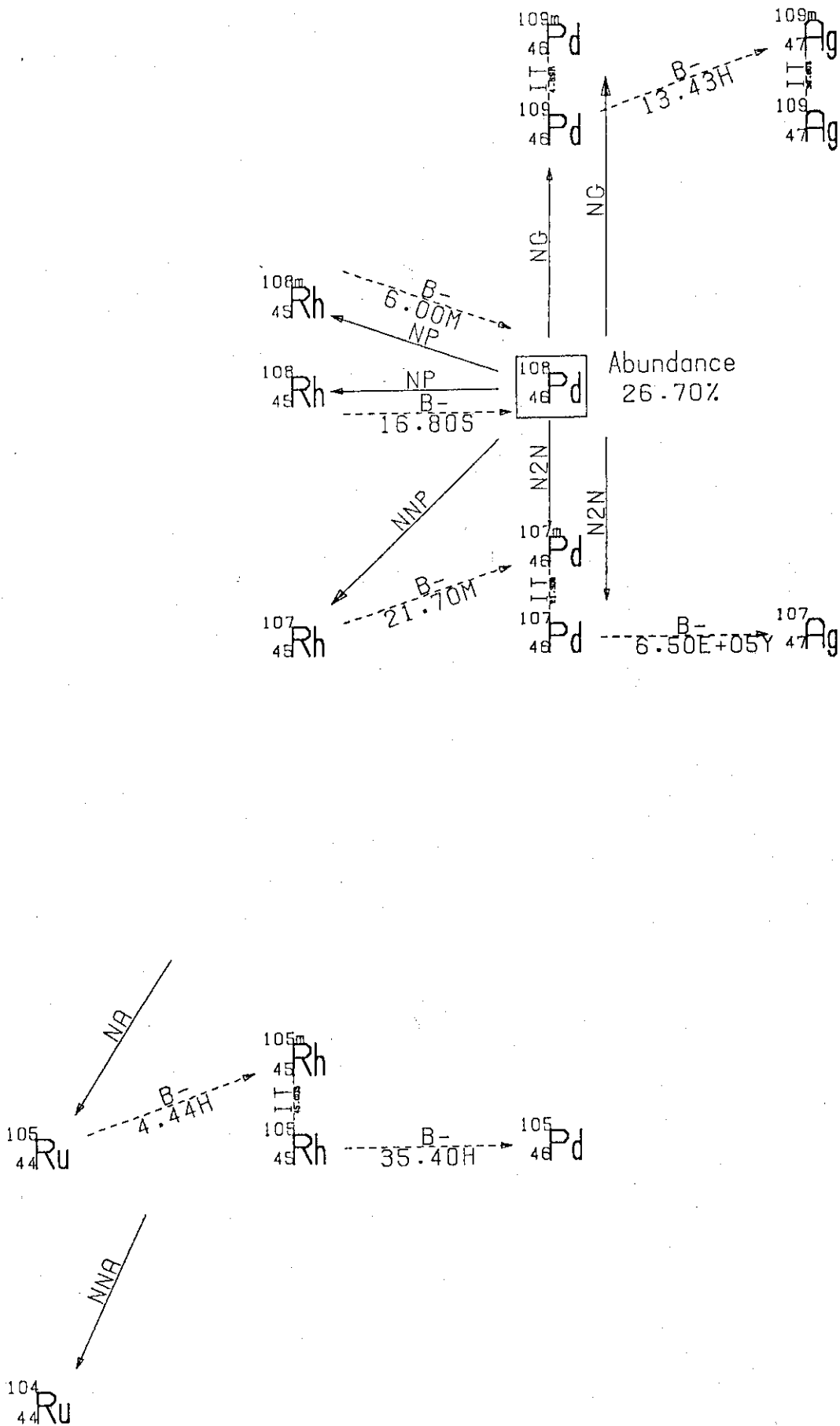
NUCLIDE	HALF LIFE	DECAY GAMMA-RAY ENERGY			
		YIELD (%)			
<sup>104</sup> <sub>45</sub> Rh	42.30 S	5.11E+05	5.56E+05		
		0.00	2.00		
<sup>104</sup> <sub>45</sub> Rh	4.34 M	5.11E+05	5.56E+05	6.14E+04	7.75E+04
		0.00	100.00	48.30	2.92
<sup>105</sup> <sub>45</sub> Rh	35.40 H	5.11E+05	9.19E+05	3.05E+05	
		0.00	19.00	5.07	
<sup>105</sup> <sub>46</sub> Pd	45.00 S	5.11E+05	1.29E+05		
		0.00	20.00		

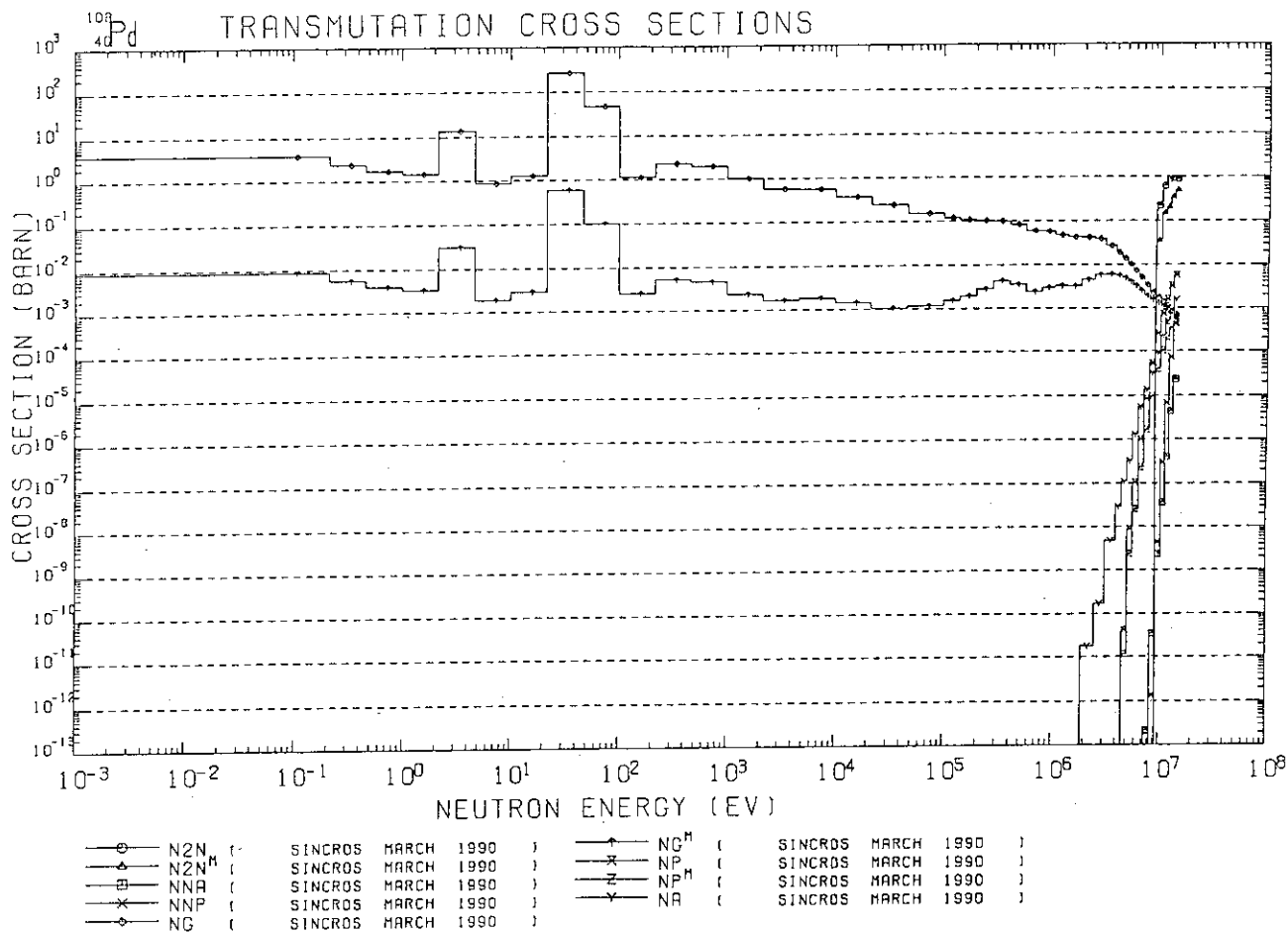




<sup>106</sup><sub>46</sub>Pd DECAY GAMMA-RAY TABLE

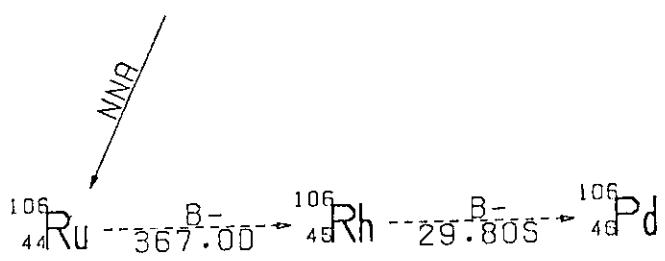
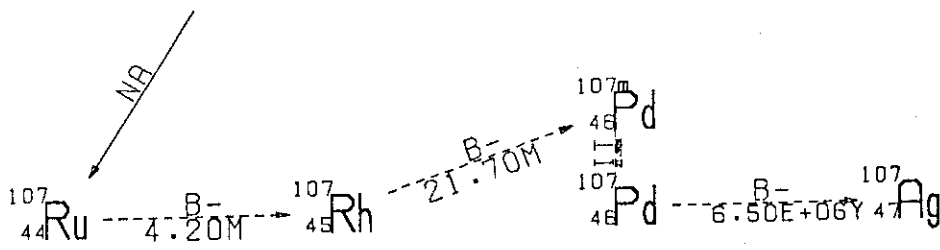
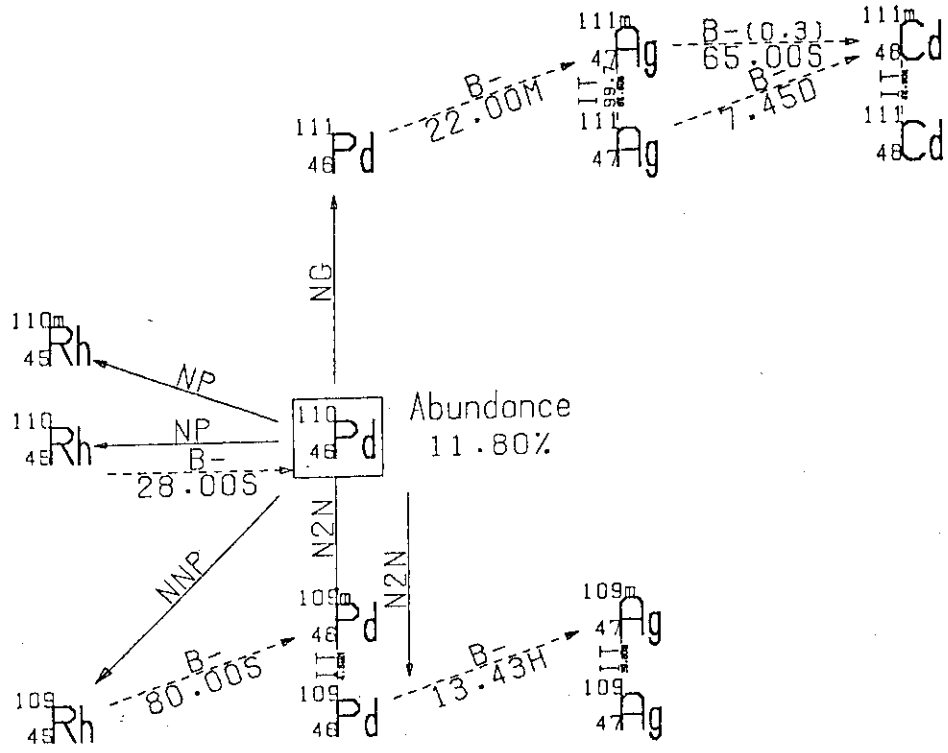
NUCLIDE	HALF LIFE	DECAY GAMMA-RAY ENERGY									
		YIELD (%)									
<sup>105</sup> <sub>45</sub> Rh	35.40 H	5.11E+05	9.19E+05	3.06E+05							
		0.00	19.00	5.07							
<sup>105m</sup> <sub>45</sub> Rh	45.00 S	6.11E+05	1.29E+05								
		0.00	20.00								
<sup>107</sup> <sub>46</sub> Pd	21.30 S	5.11E+05	2.14E+05								
		0.00	66.00								
<sup>107</sup> <sub>46</sub> Pd	6.50E+07Y										
<sup>106</sup> <sub>45</sub> Rh	29.80 S	5.11E+05	6.12E+05	6.22E+05	1.05E+05						
		0.00	19.00	9.79	1.60						
<sup>105m</sup> <sub>45</sub> Rh	130.0 M	5.11E+05	6.12E+05	1.05E+05	7.16E+05	4.51E+05	5.16E+05	8.25E+05	1.13E+06	4.29E+05	8.05E+05
		0.00	66.40	30.87	29.20	24.45	20.39	13.74	13.56	13.39	13.13
<sup>103</sup> <sub>44</sub> Ru	39.40 D	5.11E+05	4.97E+05	6.10E+05							
		0.00	66.40	6.44							
<sup>103m</sup> <sub>45</sub> Rh	56.10 M	5.11E+05	5.97E+04								
		0.00	0.07								

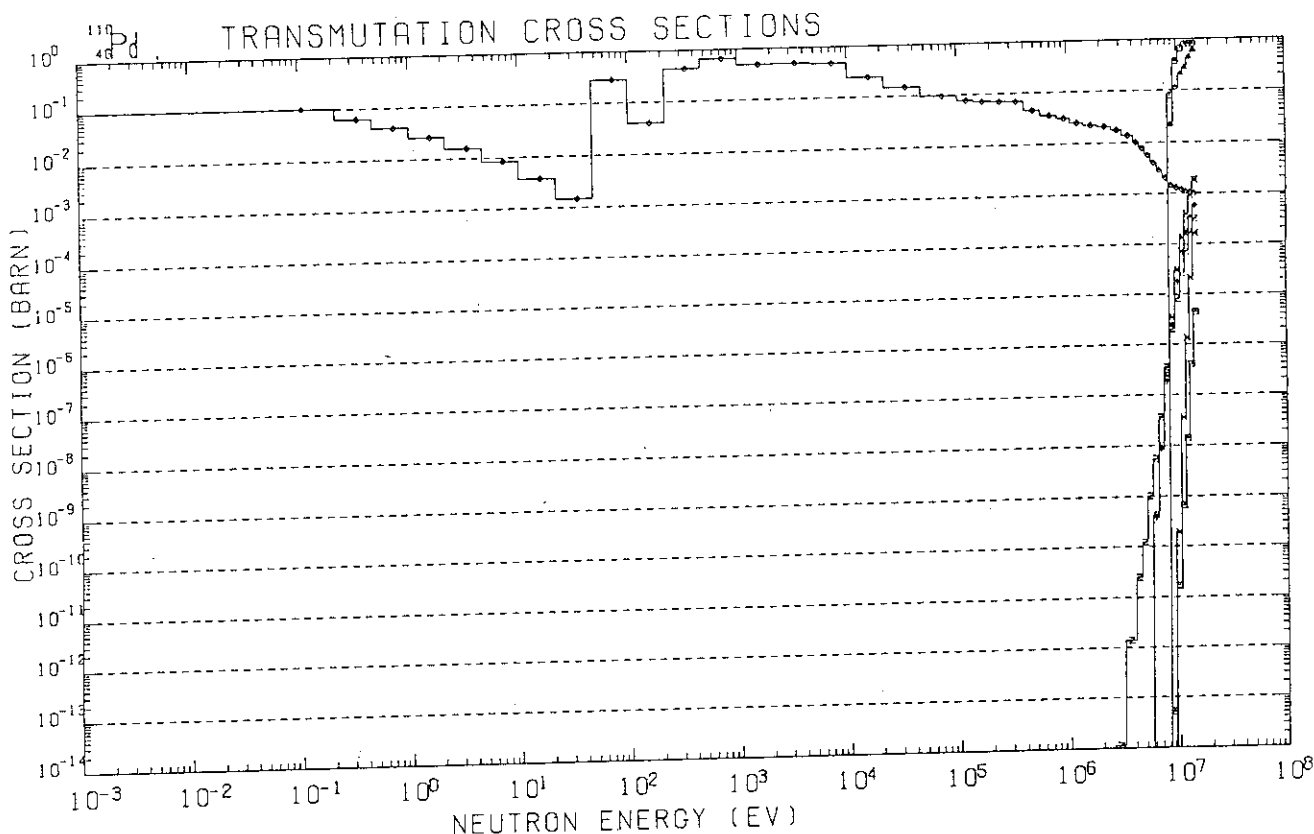




<sup>108</sup><sub>48</sub>Pd DECAY GAMMA-RAY TABLE

NUCLIDE	HALF LIFE	DECAY GAMMA-RAY ENERGY									
		YIELD (%)									
<sup>107</sup> <sub>48</sub> Pd	21.30 S	5.11E+05	2.14E+05								
		0.00	68.00								
<sup>107</sup> <sub>48</sub> Pd	6.50E+05Y										
<sup>107</sup> <sub>48</sub> Rh	21.70 M	5.11E+05	9.03E+05	3.92E+05	3.12E+05	3.48E+05	3.22E+05	6.70E+05	3.67E+05	2.78E+05	5.68E+05
		0.00	85.90	6.75	4.79	2.27	2.26	2.22	1.91	1.70	1.15
<sup>108</sup> <sub>48</sub> Pd	4.69 M	5.11E+05	1.89E+05								
		0.00	56.10								
<sup>108</sup> <sub>48</sub> Pd	13.43 H	5.11E+05	5.47E+05	8.80E+04	3.11E+05	7.82E+05	4.16E+05	6.35E+05	6.02E+05	4.13E+05	7.02E+05
		0.00	3.62	3.60	3.32	1.82	1.63	1.48	1.24	0.84	0.63
<sup>109</sup> <sub>48</sub> Pg	39.80 S	5.11E+05	8.80E+04								
		0.00	3.60								
<sup>108</sup> <sub>48</sub> Rh	6.00 M										
<sup>108</sup> <sub>48</sub> Rh	16.80 S	5.11E+05	4.46E+05	5.81E+05	9.47E+05	9.01E+05	6.15E+05	4.08E+05	4.97E+05	9.31E+05	1.23E+05
		0.00	100.00	58.61	48.83	90.49	27.70	27.68	22.93	8.92	7.82
<sup>105</sup> <sub>48</sub> Ru	4.44 H	5.11E+05	7.24E+05	4.69E+05	6.76E+05	3.16E+05	2.63E+05	1.30E+05	3.93E+05	8.76E+05	4.14E+05
		0.00	48.00	17.81	15.89	11.28	6.87	5.76	3.89	2.54	2.28
<sup>105</sup> <sub>48</sub> Rh	45.00 S	5.11E+05	1.29E+05								
		0.00	20.00								
<sup>105</sup> <sub>48</sub> Rh	35.40 H	5.11E+05	3.19E+05	3.06E+05							
		0.00	19.00	5.07							

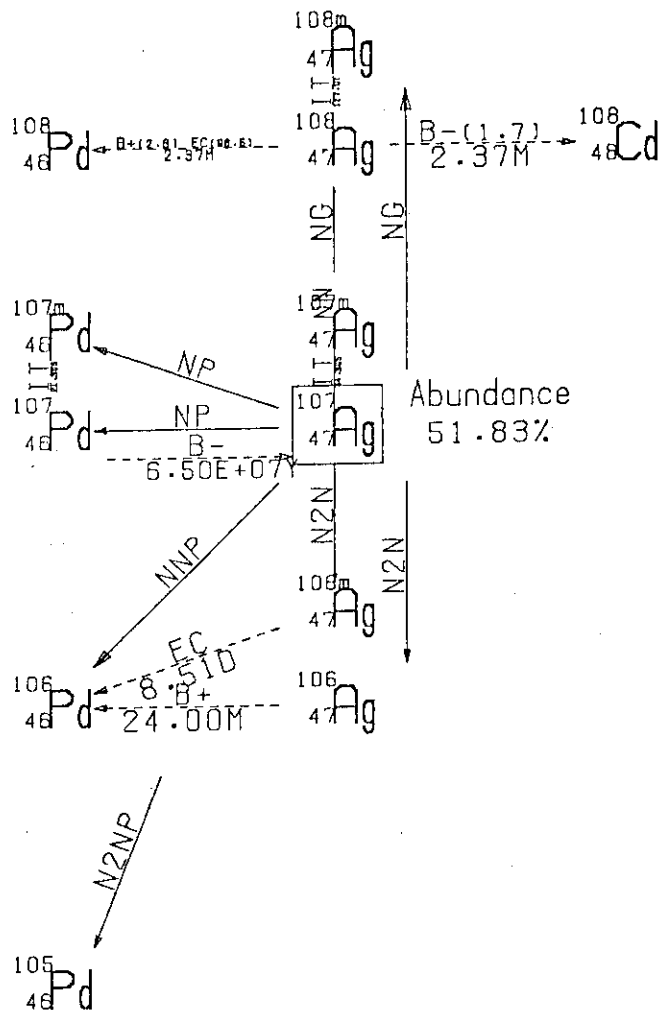




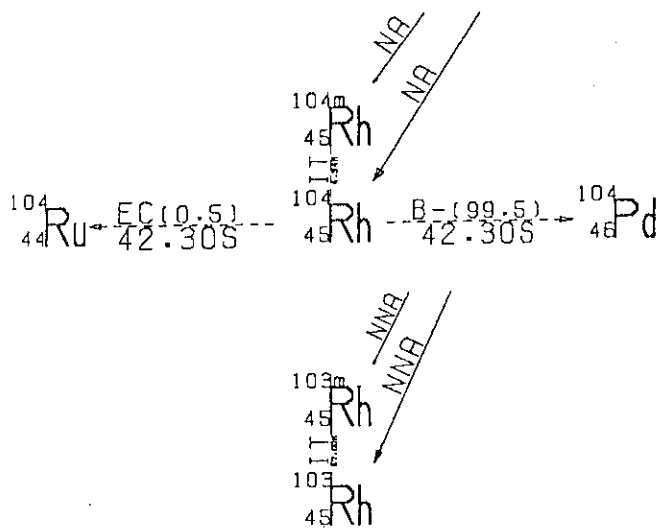
- N2N ( SINCROS MARCH 1990 )
- △ N2N<sup>M</sup> ( SINCROS MARCH 1990 )
- NNA ( SINCROS MARCH 1990 )
- × NNP ( SINCROS MARCH 1990 )
- ◇ NG ( SINCROS MARCH 1990 )
- ▲ NP ( SINCROS MARCH 1990 )
- × NP<sup>M</sup> ( SINCROS MARCH 1990 )
- NA ( SINCROS MARCH 1990 )

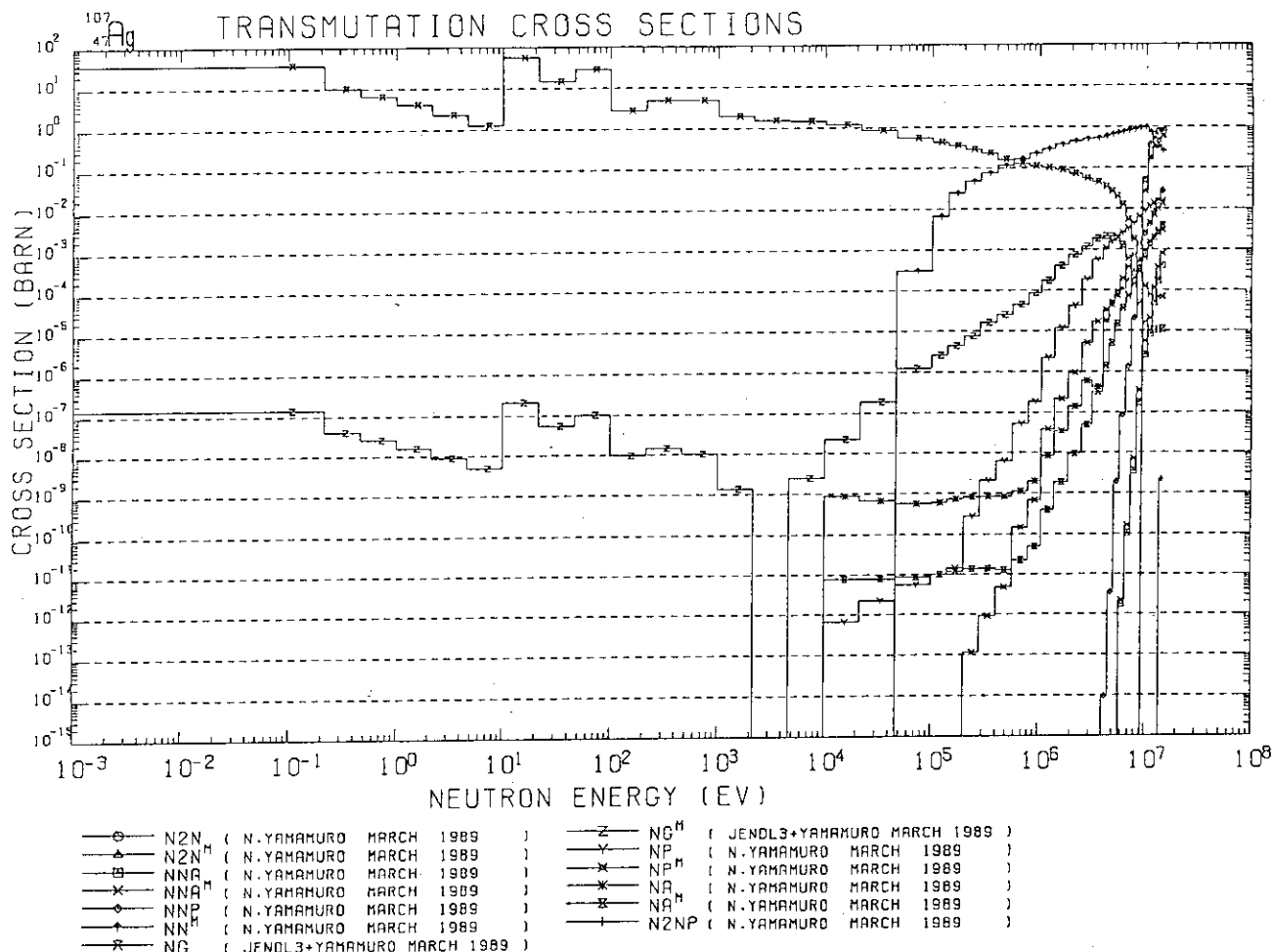
<sup>110</sup><sub>48</sub>Pd DECAY GAMMA-RAY TABLE

NUCLIOE	HALF LIFE	DECAY GAMMA-RAY ENERGY									
		YIELD (%)									
<sup>105</sup> <sub>48</sub> Pd	4.69 M	5.11E+05	1.89E+05								
		0.00	56.10								
<sup>106</sup> <sub>48</sub> Ru	367.0 D										
		5.11E+05	5.12E+05	6.22E+05	1.05E+06						
<sup>106</sup> <sub>48</sub> Rh	29.80 S	0.00	19.00	9.79	1.60						
		5.11E+05	1.94E+05	6.49E+05	4.82E+05	3.74E+05	4.05E+05	5.78E+05	1.27E+06	1.04E+06	4.89E+05
<sup>107</sup> <sub>48</sub> Ru	4.20 M	0.00	100.00	50.00	40.00	33.00	24.00	24.00	21.00	19.00	13.00
		5.11E+05	3.03E+05	3.92E+05	3.12E+05	3.49E+05	3.22E+05	6.70E+05	3.67E+05	2.78E+05	5.69E+05
<sup>107</sup> <sub>48</sub> Rh	21.70 M	0.00	65.90	6.75	4.79	2.27	2.26	2.22	1.91	1.70	1.15
		5.11E+05	2.14E+05								
<sup>107</sup> <sub>48</sub> Pd	21.30 S	0.00	68.00								
		5.11E+05	5.99E+04	5.80E+05	1.46E+06	1.39E+06	7.05E+04	6.51E+05	3.77E+05	5.47E+05	6.23E+05
<sup>111</sup> <sub>48</sub> Pd	22.00 M	0.00	59.83	0.80	0.71	0.69	0.84	0.55	0.44	0.35	0.31
		5.11E+05	6.89E+04								
<sup>111</sup> <sub>47</sub> Ag	65.00 S	0.00	0.53								
		5.11E+05	2.46E+05	1.51E+05							
<sup>111</sup> <sub>48</sub> Cd	48.60 M	0.00	94.20	31.09							
		5.11E+05	3.42E+05	2.46E+05							
<sup>111</sup> <sub>47</sub> Ag	7.45 D	0.00	0.50	0.10							
		5.11E+05	3.27E+05	2.91E+05	2.49E+05	1.78E+05	1.51E+05	2.15E+05			
<sup>109</sup> <sub>48</sub> Rh	80.00 S	0.00	62.00	22.32	13.89	12.21	2.23	1.85			
		5.11E+05	6.47E+05	8.80E+04	3.11E+05	7.82E+05	4.16E+05	6.36E+05	6.02E+05	4.13E+05	7.02E+05
<sup>109</sup> <sub>48</sub> Pd	13.43 H	0.00	3.62	3.60	3.32	1.82	1.53	1.48	1.24	0.84	0.53
		5.11E+05	8.80E+04								
<sup>109</sup> <sub>47</sub> Ag	39.80 S	0.00	3.60								
		5.11E+05	9.74E+05	6.48E+05	4.40E+05	6.88E+05	9.04E+05	3.98E+05	8.39E+05	5.84E+05	6.54E+05
<sup>110</sup> <sub>48</sub> Rh	28.00 S	0.00	92.00	46.00	30.00	25.00	22.00	21.00	21.00	17.00	14.00
<sup>107</sup> <sub>48</sub> Pd	6.50E+06Y										



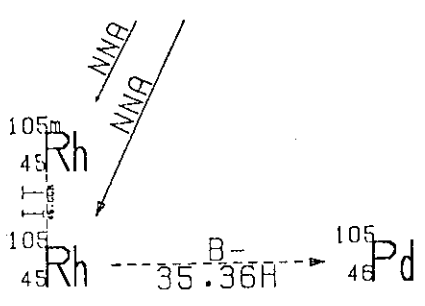
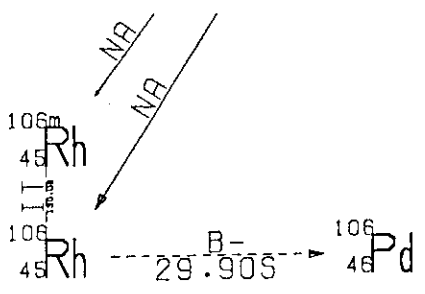
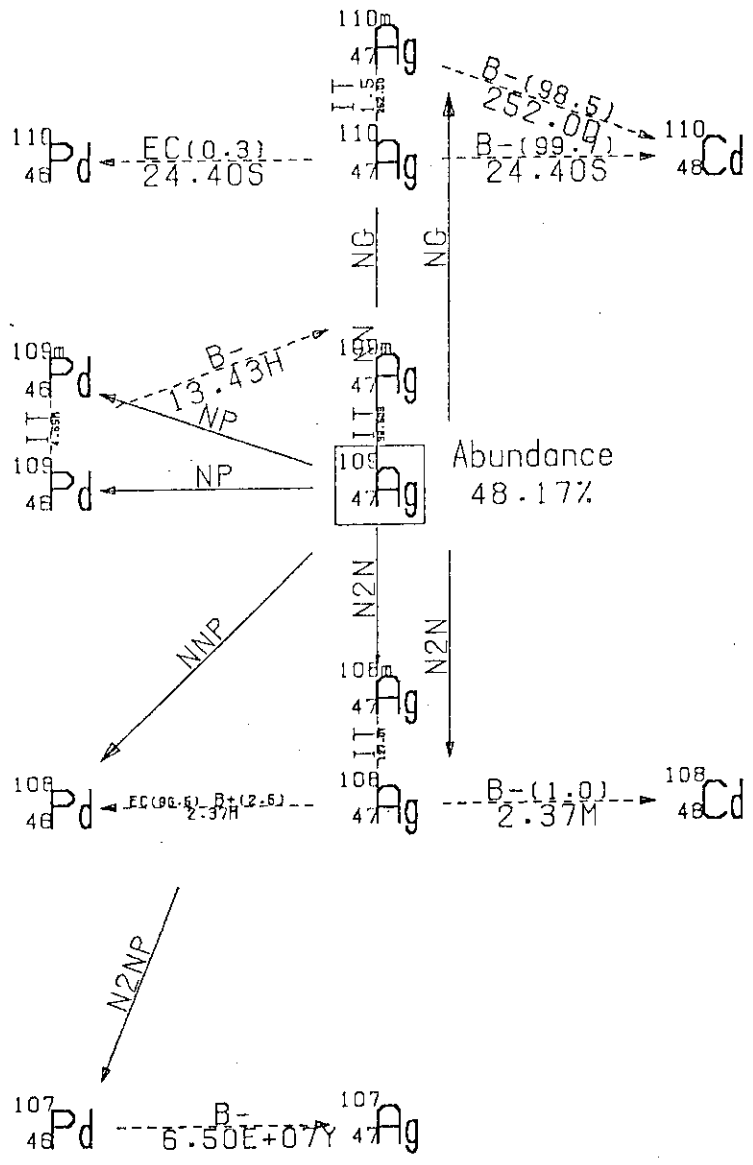
Abundance  
51.83%

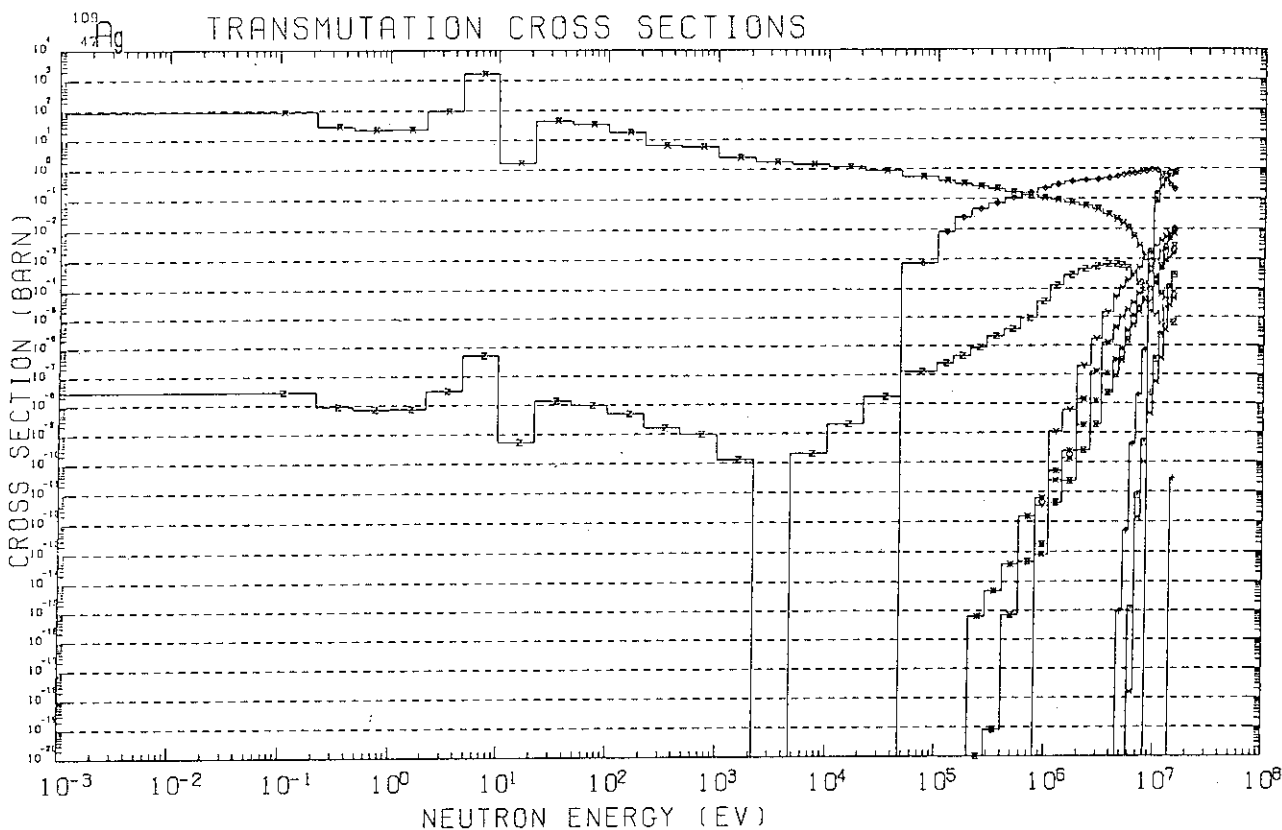




### <sup>107</sup><sub>47</sub>Ag DECAY GAMMA-RAY TABLE

NUCLIDE	HALF LIFE	DECAY GAMMA-RAY ENERGY										
		YIELD (%)										
<sup>106</sup> <sub>47</sub> Ag	24.00 M	5.11E+05	6.12E+05	6.23E+05	6.17E+05	6.79E+05	1.05E+06	1.22E+06				
		700.00	17.00	0.27	0.19	0.17	0.17	0.10				
<sup>106</sup> <sub>47</sub> Ag	8.51 D	6.11E+05	6.12E+05	1.05E+06	7.17E+05	4.51E+05	6.16E+05	7.40E+05	1.93E+06	8.25E+05	4.06E+05	
		0.00	86.25	29.75	29.20	26.49	21.77	20.80	16.43	15.49	13.54	
<sup>103</sup> <sub>45</sub> Rh	57.00 M	5.11E+05	3.97E+04									
		0.00	0.07									
<sup>107</sup> <sub>47</sub> Ag	44.30 S	5.11E+05	9.31E+04									
		0.00	4.60									
<sup>108</sup> <sub>47</sub> Ag	127.0 Y	5.11E+05	4.34E+05	6.14E+05	7.23E+05	7.94E+04						
		0.00	90.59	89.80	89.80	6.89						
<sup>104</sup> <sub>45</sub> Rh	4.34 M	5.11E+05	5.56E+05	6.14E+04	7.75E+04							
		0.00	100.00	18.30	2.92							
<sup>108</sup> <sub>47</sub> Ag	2.37 M	5.11E+05	6.33E+05	4.34E+05	6.19E+05							
		0.56	1.75	0.50	0.25							
<sup>104</sup> <sub>45</sub> Rh	42.30 S	5.11E+05	5.56E+05									
		0.00	2.00									
<sup>107</sup> <sub>46</sub> Pd	21.30 S	5.11E+05	2.14E+05									
		0.00	69.00									
<sup>107</sup> <sub>46</sub> Pd	6.50E+07Y											

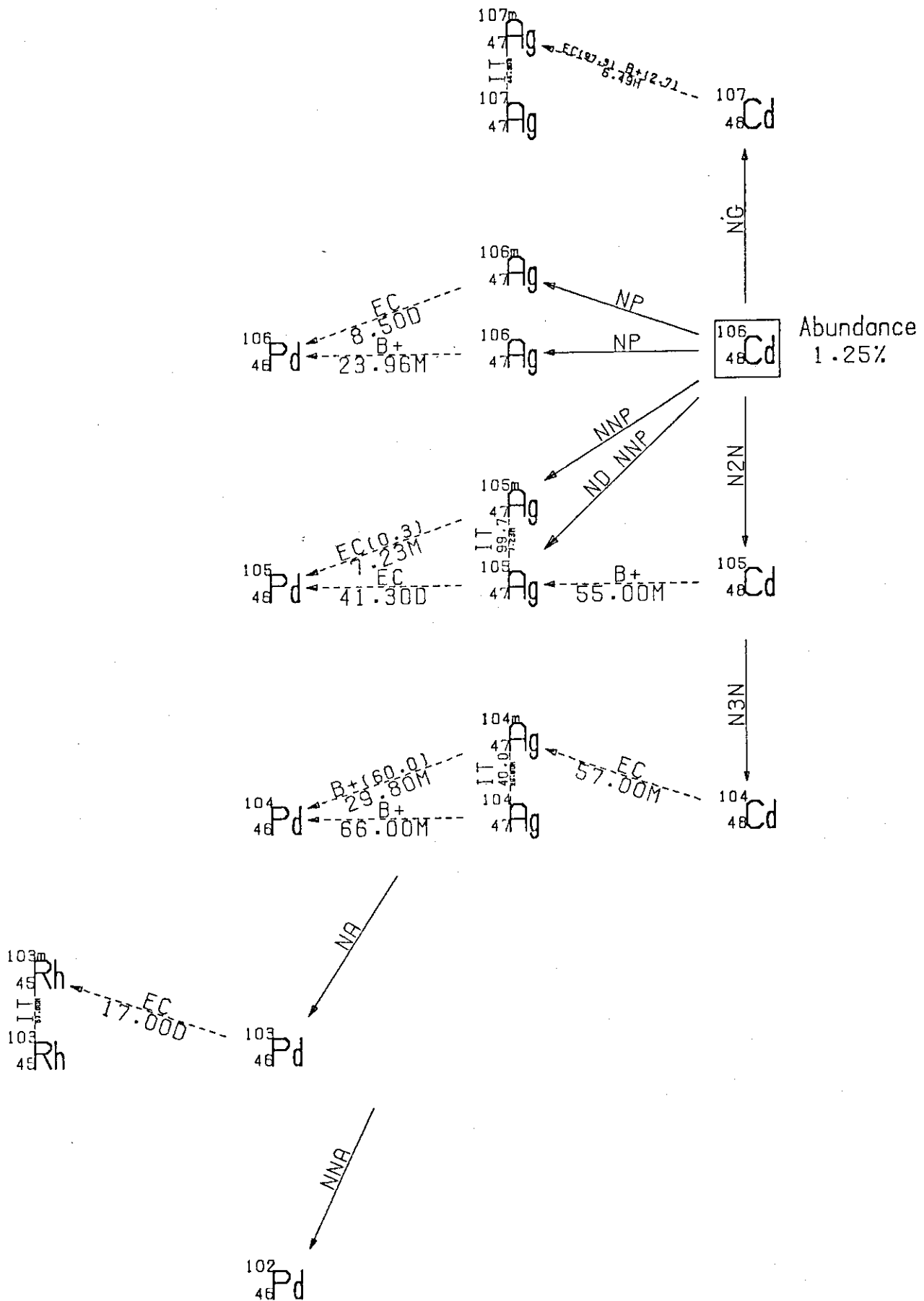


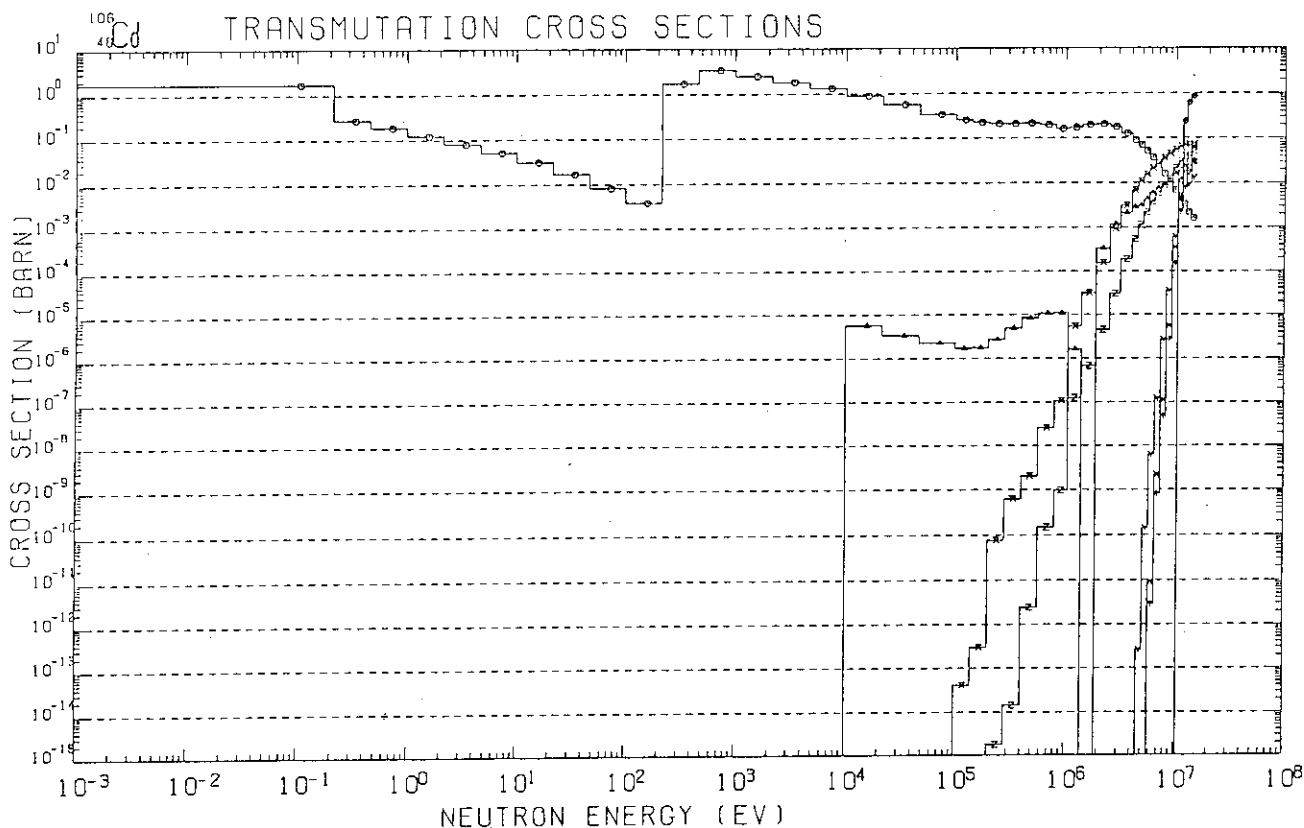


- N2N ( N.YAMAMURO MARCH 1989 )
- △ N2N<sup>H</sup> ( N.YAMAMURO MARCH 1989 )
- NNA ( N.YAMAMURO MARCH 1989 )
- × NNg<sup>H</sup> ( N.YAMAMURO MARCH 1989 )
- ◇ NN ( N.YAMAMURO MARCH 1989 )
- ↑ NNP ( N.YAMAMURO MARCH 1989 )
- × NG ( JENDL3+YAMAMURO MARCH 1989 )
- Z NG<sup>H</sup> ( JENDL3+YAMAMURO MARCH 1989 )
- △ Y NP ( N.YAMAMURO MARCH 1989 )
- X NP<sup>H</sup> ( N.YAMAMURO MARCH 1989 )
- × NA<sup>H</sup> ( N.YAMAMURO MARCH 1989 )
- ◇ NA<sup>H</sup> ( N.YAMAMURO MARCH 1989 )
- ↑ N2NP ( N.YAMAMURO MARCH 1989 )

109 47Ag DECAY GAMMA-RAY TABLE

NUCLIDE	HALF LIFE	DECAY GAMMA-RAY ENERGY									
		YIELD (%)									
105 49Rh	29.90 S	5.11E+05	5.12E+05	6.22E+05	1.35E+06						
		0.00	19.00	9.79	1.60						
106 49Rh	130.0 S	5.11E+05	5.12E+05	1.05E+06	7.16E+05	4.61E+06	6.16E+06	8.25E+05	1.13E+06	4.29E+05	8.05E+05
		0.00	86.40	90.67	29.20	24.45	20.39	13.74	19.56	13.39	19.13
108 47Ag	127.0 Y	5.11E+05	4.34E+05	8.14E+05	7.23E+05	7.94E+04					
		0.00	90.59	89.80	89.80	6.69					
105 49Rh	45.00 M	5.11E+05	1.29E+05								
		0.00	20.00								
106 47Ag	2.37 M	5.11E+05	6.33E+05	4.34E+05	5.19E+05						
		0.55	1.75	0.50	0.25						
105 49Rh	35.36 H	5.11E+05	3.19E+05	3.06E+05							
		0.00	19.00	5.07							
107 48Pd	6.50E+07Y										
106 48Pd	4.69 M	5.11E+05	1.89E+05								
		0.00	55.10								
105 49Pd	13.43 H	5.11E+05	5.47E+05	9.20E+04	3.11E+05	7.82E+05	4.15E+05	8.35E+05	6.02E+05	4.15E+05	7.02E+05
		0.00	3.62	3.60	3.32	1.82	1.63	1.48	1.24	0.84	0.53
109 47Ag	39.80 S	5.11E+05	8.00E+04								
		0.00	3.60								
110 47Ag	252.0 D	5.11E+05	6.58E+05	8.85E+05	9.37E+05	1.38E+06	7.84E+05	7.07E+05	1.50E+06	6.78E+05	8.18E+05
		0.00	94.41	72.81	34.29	24.65	22.27	16.32	13.23	10.58	7.28
110 47Ag	24.40 S	5.11E+05	6.58E+05	8.16E+05	1.13E+06	8.12E+05	1.40E+06				
		0.00	4.52	0.04	0.02	0.01	0.01				

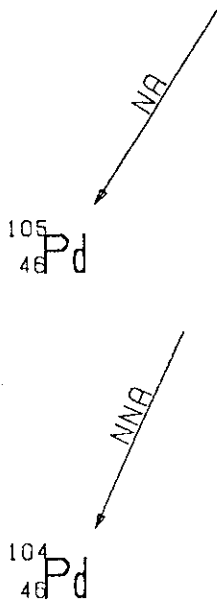
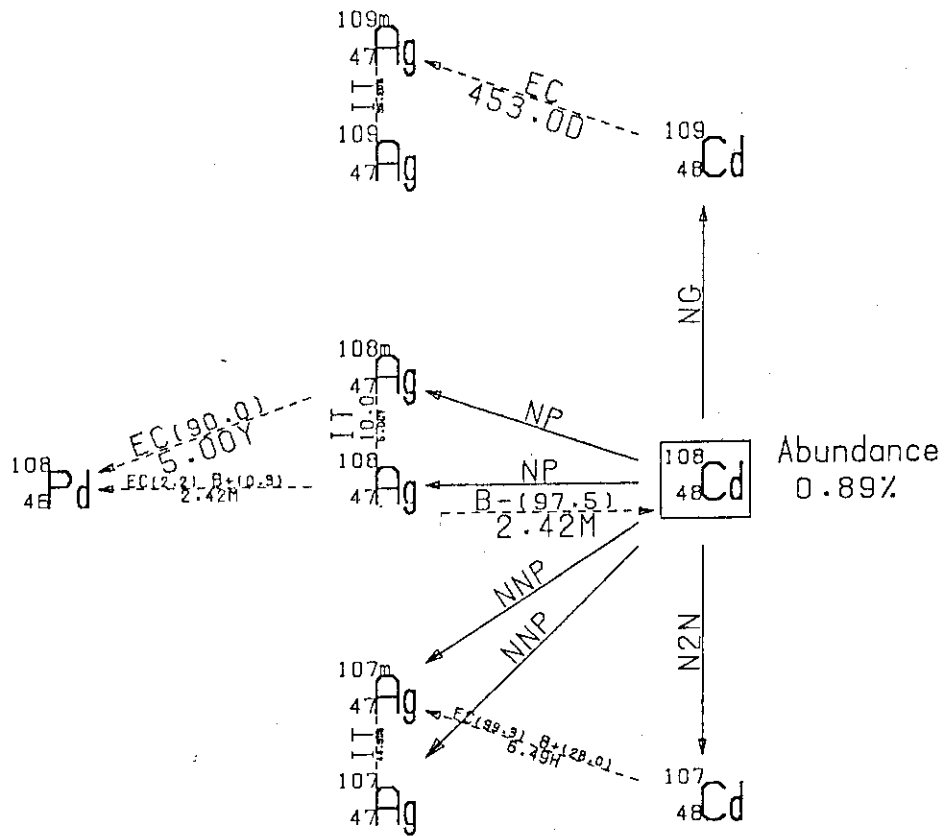


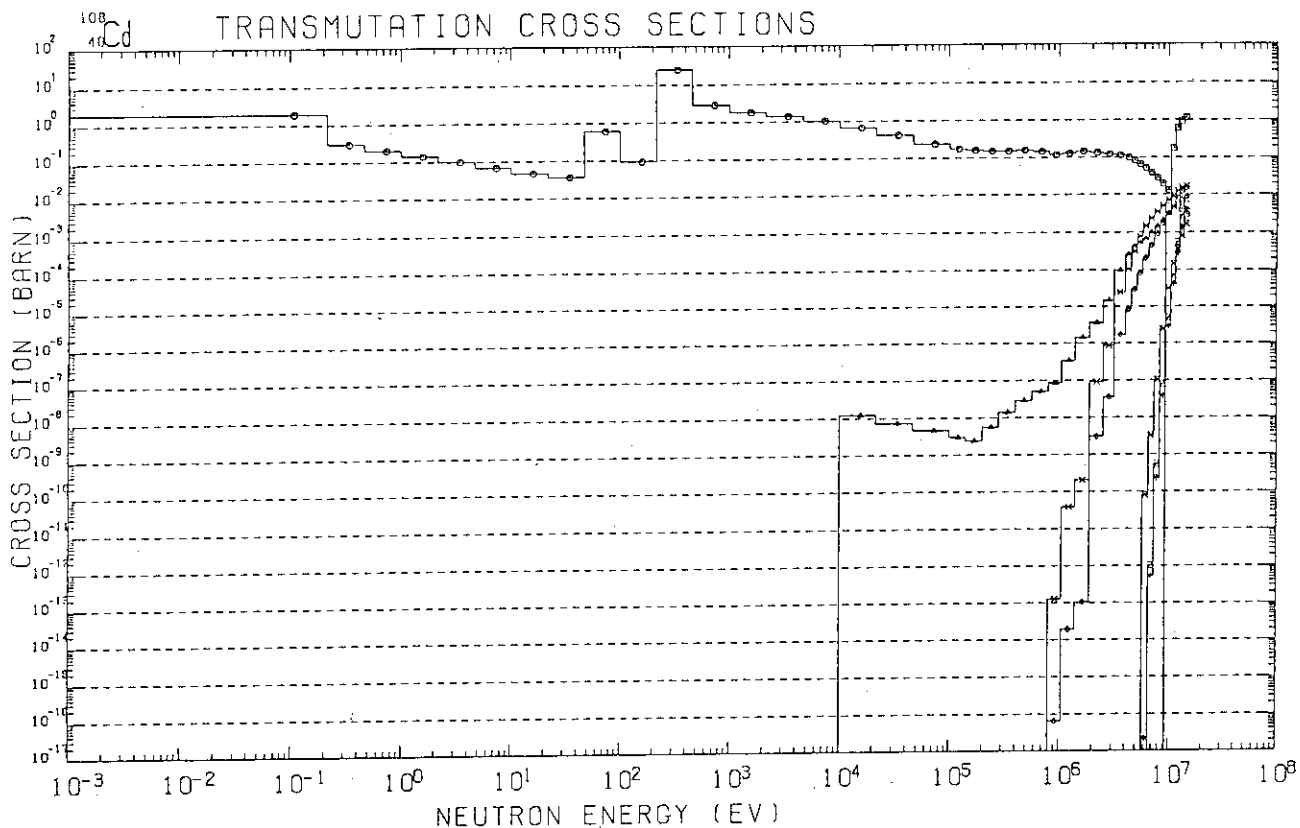


- NG ( JENOL-3T MAY 1989 )
- △ NA ( N.YAMAMURO MARCH 1989 )
- ND ( )
- ◇ N3N ( )
- ◊ N2N ( N.YAMAMURO MARCH 1989 )
- ↑ NNP ( N.YAMAMURO MARCH 1989 )
- × NP ( N.YAMAMURO MARCH 1989 )
- NP<sup>M</sup> ( N.YAMAMURO MARCH 1989 )
- ◇ NNA ( N.YAMAMURO MARCH 1989 )
- × NNP<sup>M</sup> ( N.YAMAMURO MARCH 1989 )

<sup>106</sup>Cd DECAY GAMMA-RAY TABLE

NUCLIDE	HALF LIFE	DECAY GAMMA-RAY ENERGY									
		YIELD (%)									
<sup>103</sup> <sub>49</sub> Pd	17.00 D	5.11E+05	3.97E+04	3.67E+05							
		0.00	0.69	0.02							
<sup>103</sup> <sub>43</sub> Rh	57.00 M	5.11E+05	3.97E+04								
		0.00	0.07								
<sup>104</sup> <sub>46</sub> Cd	57.00 M	5.11E+05	8.35E+04	7.09E+05	6.59E+05	6.68E+04	6.26E+05	1.24E+05	1.50E+05		
		0.00	47.10	15.56	6.96	2.42	2.18	0.38	0.11		
<sup>104</sup> <sub>47</sub> Ag	29.80 M	5.11E+05	5.56E+05	1.24E+06	2.28E+05	1.78E+06	7.66E+05	1.72E+06	1.34E+06	2.14E+06	3.21E+06
		200.00	60.50	2.57	1.65	1.39	1.29	1.16	1.10	1.06	0.97
<sup>104</sup> <sub>47</sub> Ag	66.00 M	5.11E+05	5.56E+05	7.67E+05	9.41E+05	9.25E+05	8.59E+05	7.85E+05	7.59E+05	1.34E+06	9.23E+05
		200.00	92.10	64.86	23.02	12.43	10.82	9.35	7.72	7.17	6.92
<sup>105</sup> <sub>48</sub> Cd	55.00 M	5.11E+05	9.62E+05	3.47E+05	1.90E+06	6.07E+05	1.69E+06	4.33E+05	1.39E+06	1.66E+06	2.93E+06
		200.00	4.73	4.24	4.11	3.78	3.57	2.94	2.72	2.07	2.00
<sup>106</sup> <sub>47</sub> Ag	23.96 M	5.11E+05	5.12E+05	6.23E+05	6.17E+05	8.73E+05	1.05E+06	1.22E+06			
		200.00	17.00	0.27	0.19	0.17	0.17	0.10			
<sup>106</sup> <sub>47</sub> Ag	8.50 D	5.11E+05	5.12E+05	1.05E+06	7.17E+05	4.51E+05	6.16E+05	7.48E+05	1.63E+06	8.26E+05	4.06E+05
		0.00	88.25	29.75	29.20	20.49	21.77	20.60	16.43	15.49	15.54
<sup>107</sup> <sub>48</sub> Cd	6.49 H	5.11E+05	9.31E+04	6.29E+05	7.97E+05	3.29E+05	4.23E+05	8.98E+05	6.97E+05		
		0.46	4.62	0.16	0.06	0.03	0.03	0.01	0.01		
<sup>107</sup> <sub>47</sub> Ag	44.30 S	5.11E+05	9.31E+04								
		0.00	4.60								
<sup>105</sup> <sub>47</sub> Ag	7.23 M										
<sup>105</sup> <sub>47</sub> Ag	41.30 D	5.11E+05	3.45E+05	2.00E+06	4.43E+05	6.45E+05	4.42E+05	3.19E+05	3.32E+06	1.09E+06	1.78E+05
		0.00	43.12	31.21	12.10	12.00	6.26	4.62	4.62	4.21	2.84

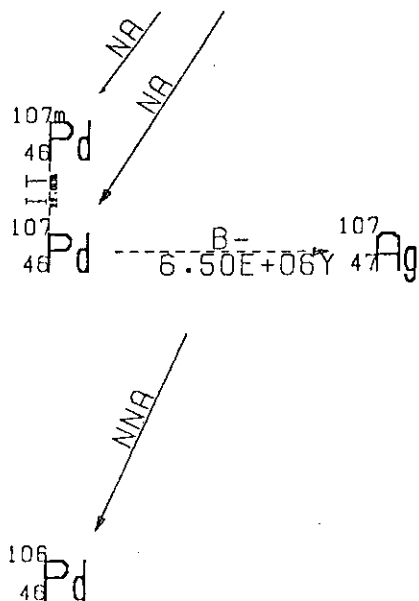
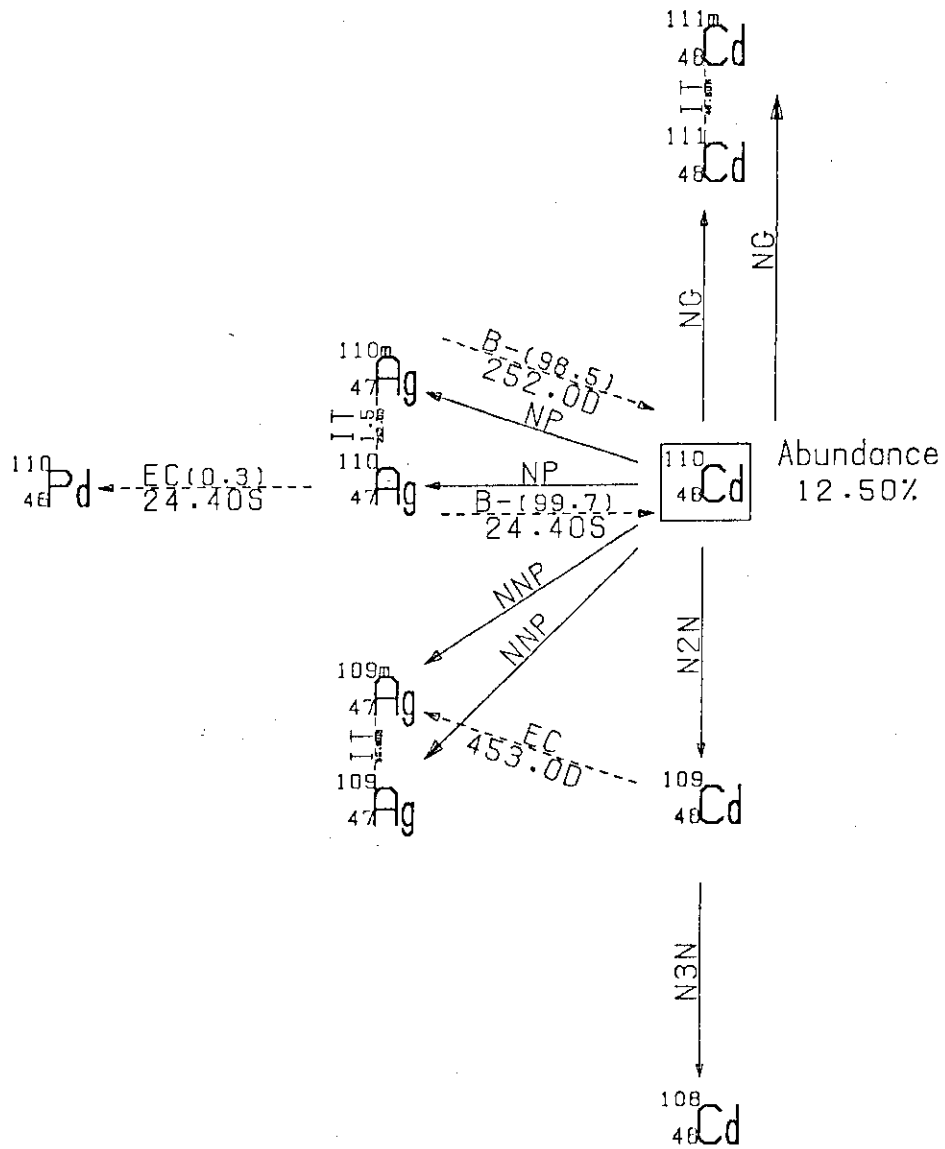


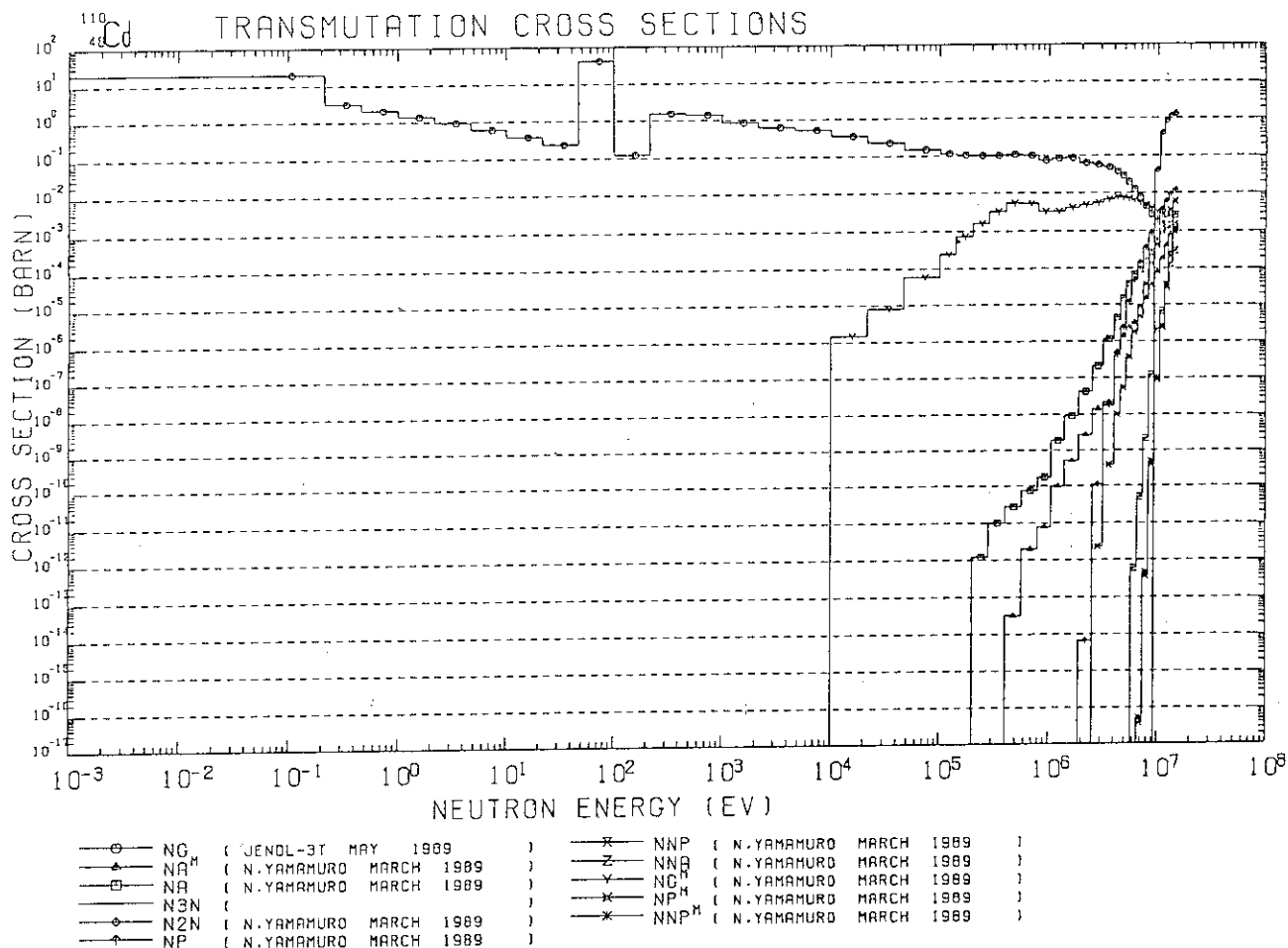


- NG ( JENDL-3T MAY 1989 )
- △ NA ( N.YAMAMURO MARCH 1989 )
- NZN ( N.YAMAMURO MARCH 1989 )
- × NP ( N.YAMAMURO MARCH 1989 )
- NP<sup>H</sup> ( N.YAMAMURO MARCH 1989 )
- △ NNP ( N.YAMAMURO MARCH 1989 )
- × NNA ( N.YAMAMURO MARCH 1989 )
- z NNPH ( N.YAMAMURO MARCH 1989 )

<sup>108</sup><sub>48</sub>Cd DECAY GAMMA-RAY TABLE

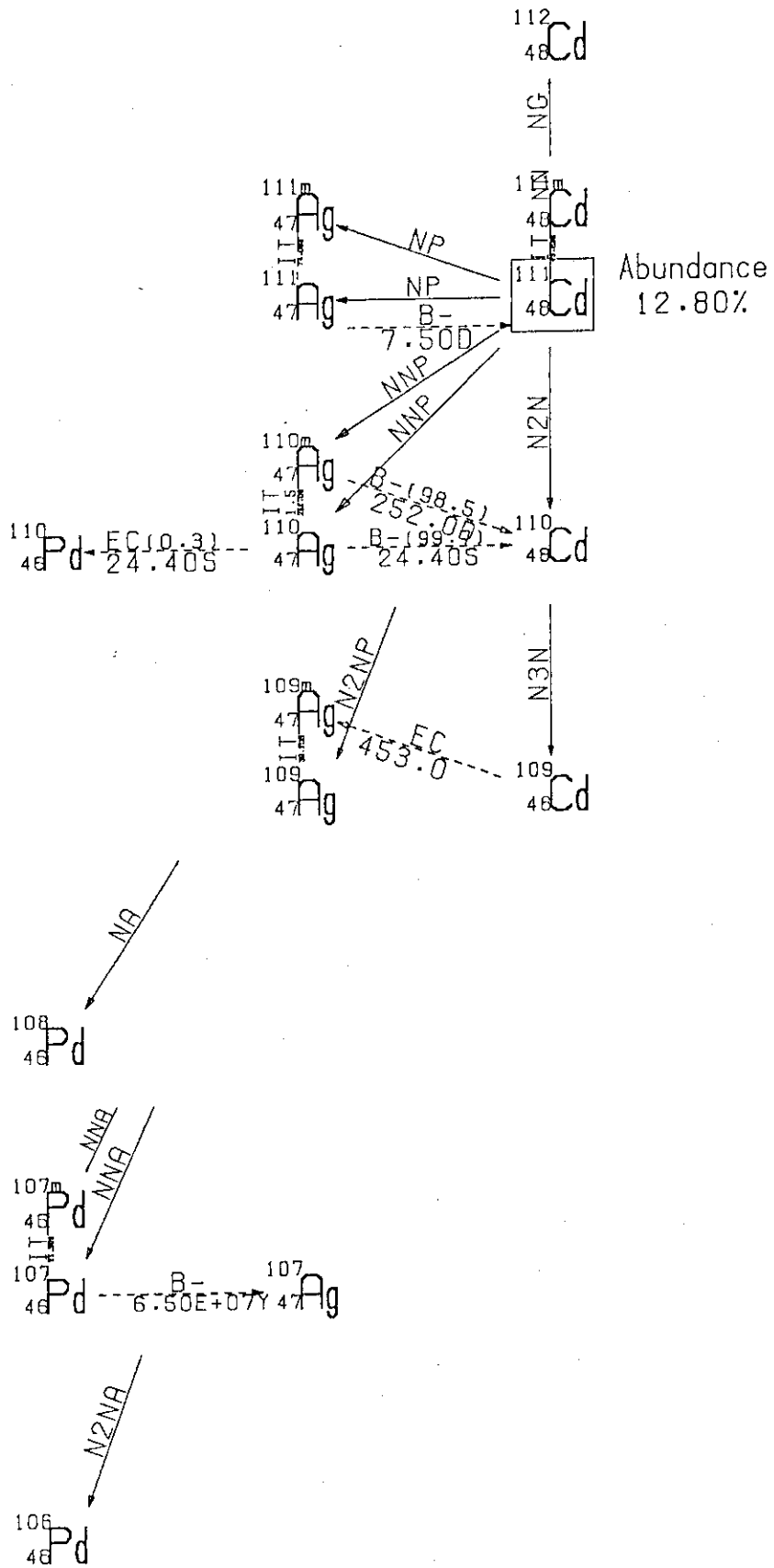
NUCLIDE	HALF LIFE	DECAY GAMMA-RAY ENERGY								
		YIELD (%)								
<sup>109</sup> <sub>48</sub> Cd	453.0 D	5.11E+05	8.80E+04							
		0.00	9.79							
<sup>109m</sup> <sub>48</sub> Ag	39.20 S	5.11E+05	8.80E+04							
		0.00	9.60							
<sup>107</sup> <sub>48</sub> Cd	6.49 H	5.11E+05	8.31E+04	8.29E+05	7.97E+05	3.25E+05	4.23E+05	8.98E+05	5.97E+05	
		0.46	4.82	0.15	0.06	0.09	0.03	0.01	0.01	
<sup>107m</sup> <sub>48</sub> Ag	44.30 S	5.11E+05	9.31E+04							
		0.00	4.60							
<sup>108</sup> <sub>48</sub> Ag	2.42 H	5.11E+05	6.33E+05	4.34E+05	6.19E+05					
		0.56	1.75	0.50	0.26					
<sup>108m</sup> <sub>48</sub> Ag	5.00 Y	5.11E+05	4.34E+05	6.14E+05	7.23E+05	7.94E+04				
		0.00	90.59	89.80	89.80	6.69				

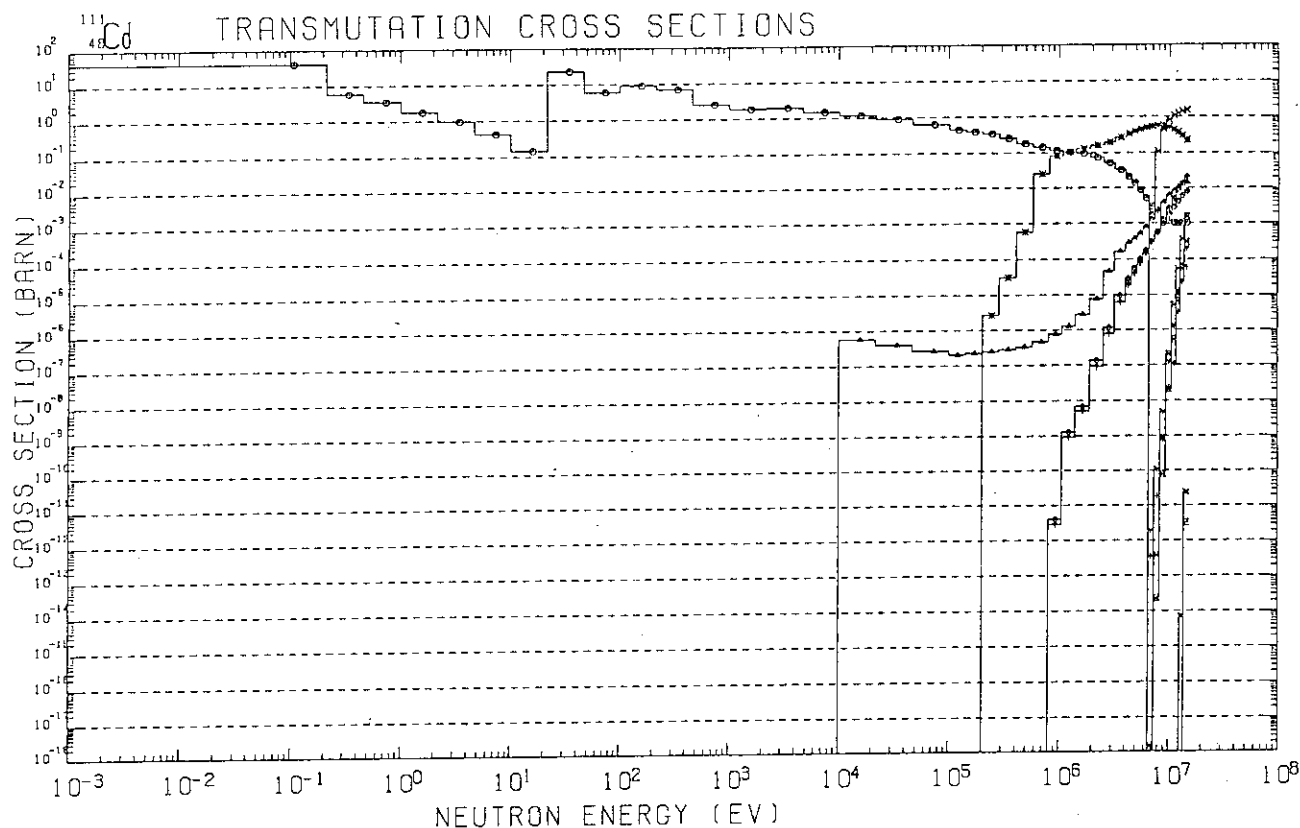




<sup>110</sup><sub>48</sub>Cd DECAY GAMMA-RAY TABLE

NUCLIDE	HALF LIFE	DECAY GAMMA-RAY ENERGY									
		YIELD (%)									
<sup>107</sup> <sub>48</sub> Pd	22.00 S	5.11E+05	2.14E+05								
		0.00	68.00								
<sup>109</sup> <sub>48</sub> Cd	453.0 D	5.11E+05	8.80E+04								
		0.00	9.79								
<sup>109m</sup> <sub>48</sub> Ag	39.20 S	5.11E+05	8.80E+04								
		0.00	9.60								
<sup>107</sup> <sub>48</sub> Pd	6.50E+06Y										
<sup>111a</sup> <sub>48</sub> Cd	48.60 M	5.11E+05	2.46E+05	1.61E+05							
		0.00	94.20	31.09							
<sup>110a</sup> <sub>47</sub> Ag	252.0 D	5.11E+05	5.58E+05	8.06E+05	8.37E+05	1.38E+06	7.64E+05	7.07E+05	1.50E+06	6.78E+05	8.18E+05
		0.00	94.41	72.81	34.29	24.65	22.27	16.32	19.23	10.58	7.28
<sup>110b</sup> <sub>47</sub> Ag	24.40 S	5.11E+05	5.58E+05	8.16E+05	1.13E+06	8.12E+05	1.48E+06				
		0.00	4.52	0.04	0.02	0.01	0.01				

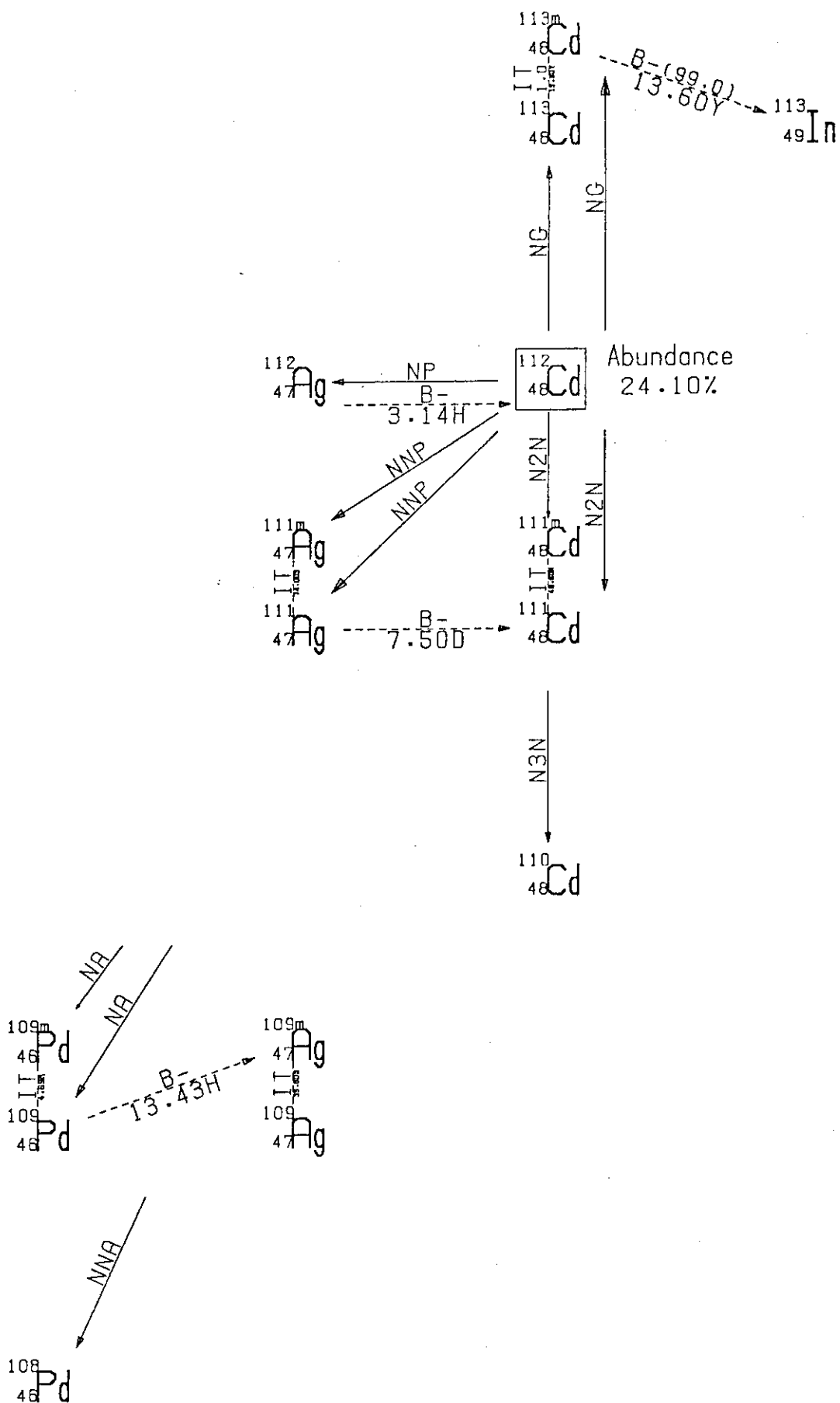


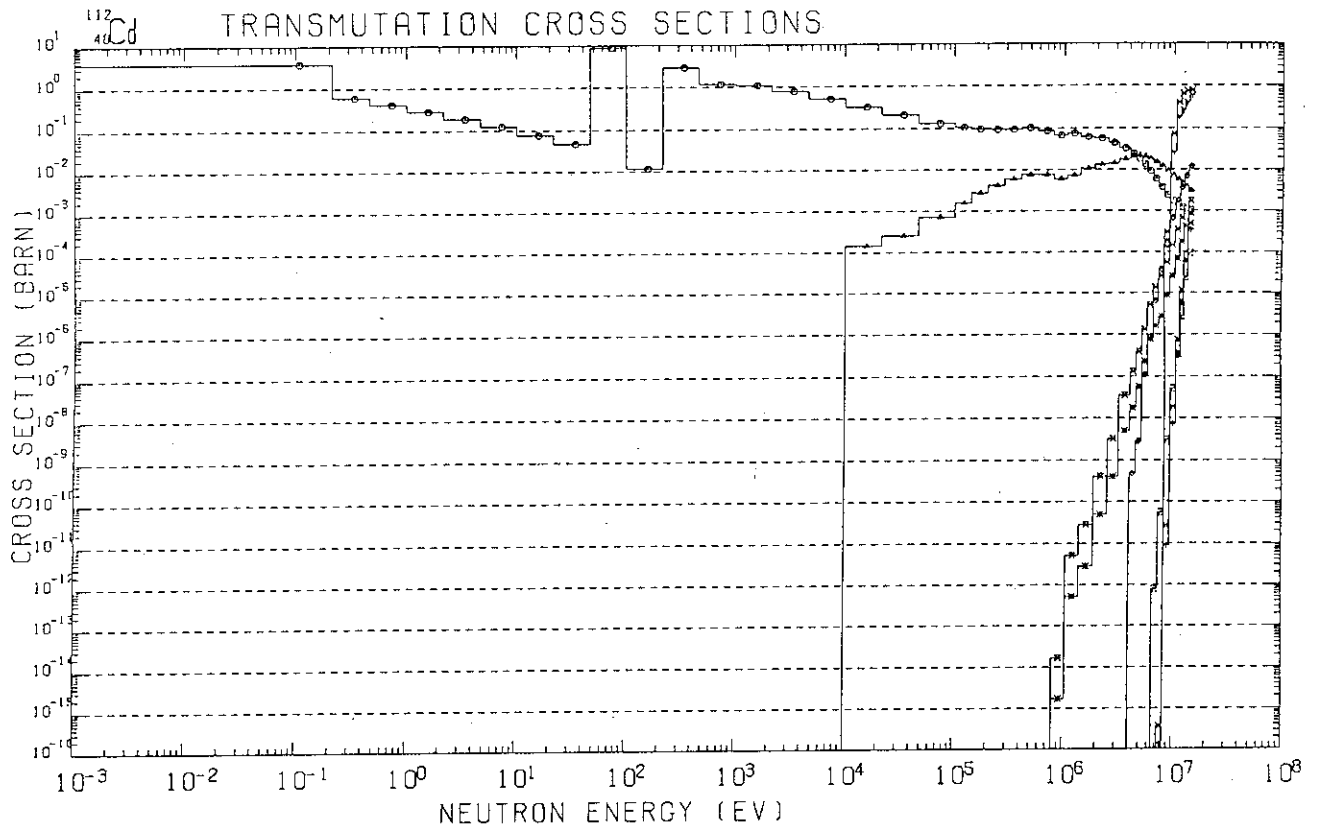


- NG ( JENDL-3T MAY 1989 )
- △ NA ( N.YAMAMURO MARCH 1989 )
- N3N ( )
- × N2N ( N.YAMAMURO MARCH 1989 )
- ◇ NP ( N.YAMAMURO MARCH 1989 )
- ▲ NP<sup>M</sup> ( N.YAMAMURO MARCH 1989 )
- ⊗ NNP ( N.YAMAMURO MARCH 1989 )
- ⊖ N2NP ( N.YAMAMURO MARCH 1989 )
- ▽ NNA ( N.YAMAMURO MARCH 1989 )
- ⊗ N2NA ( N.YAMAMURO MARCH 1989 )
- ⊗ NN<sup>M</sup> ( N.YAMAMURO MARCH 1989 )
- ⊗ NNP<sup>M</sup> ( N.YAMAMURO MARCH 1989 )
- ⊗ NNA<sup>M</sup> ( N.YAMAMURO MARCH 1989 )

<sup>111</sup>Cd DECAY GAMMA-RAY TABLE

NUCLIDE	HALF LIFE	DECAY GAMMA-RAY ENERGY								
		YIELD (%)								
<sup>109</sup> <sub>48</sub> Cd	453.0	5.11E+05	8.80E+04							
		0.00	9.78							
<sup>109m</sup> <sub>48</sub> Ag	39.20 S	5.11E+05	8.80E+04							
		0.00	9.60							
<sup>111m</sup> <sub>47</sub> Ag	74.00 S	5.11E+05	5.99E+04							
		0.00	0.53							
<sup>111</sup> <sub>47</sub> Ag	7.50 D	5.11E+05	3.42E+05	2.48E+05						
		0.00	0.50	0.10						
<sup>111</sup> <sub>48</sub> Cd	48.60 M	5.11E+05	2.45E+05	1.61E+05						
		0.00	94.20	31.09						
<sup>110</sup> <sub>47</sub> Ag	24.40 S	5.11E+05	5.58E+05	8.16E+05	1.13E+06	8.12E+05	1.48E+06			
		0.00	4.52	0.04	0.02	0.01	0.01			
<sup>107</sup> <sub>48</sub> Pd	6.50E+07Y									
<sup>107</sup> <sub>48</sub> Pd	21.30 S	5.11E+05	2.14E+05							
		0.00	68.00							
<sup>110m</sup> <sub>47</sub> Ag	252.0 D	5.11E+05	6.68E+05	8.85E+05	9.37E+05	1.38E+06	7.64E+05	7.07E+05	1.50E+06	8.78E+05
		0.00	94.41	72.81	34.28	24.65	22.27	16.32	13.23	10.58

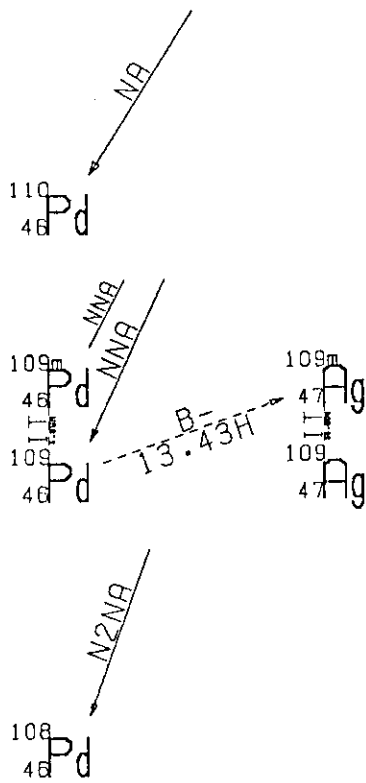
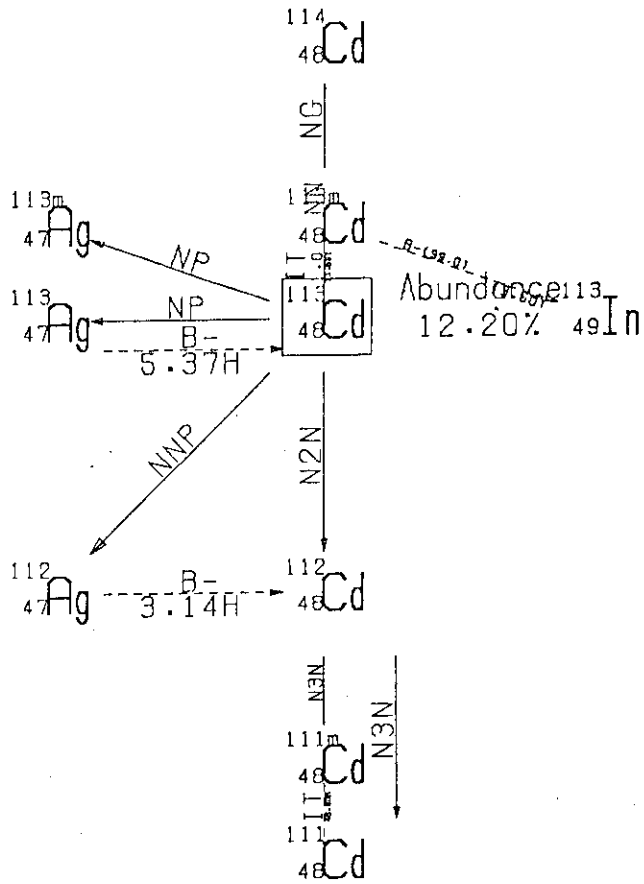


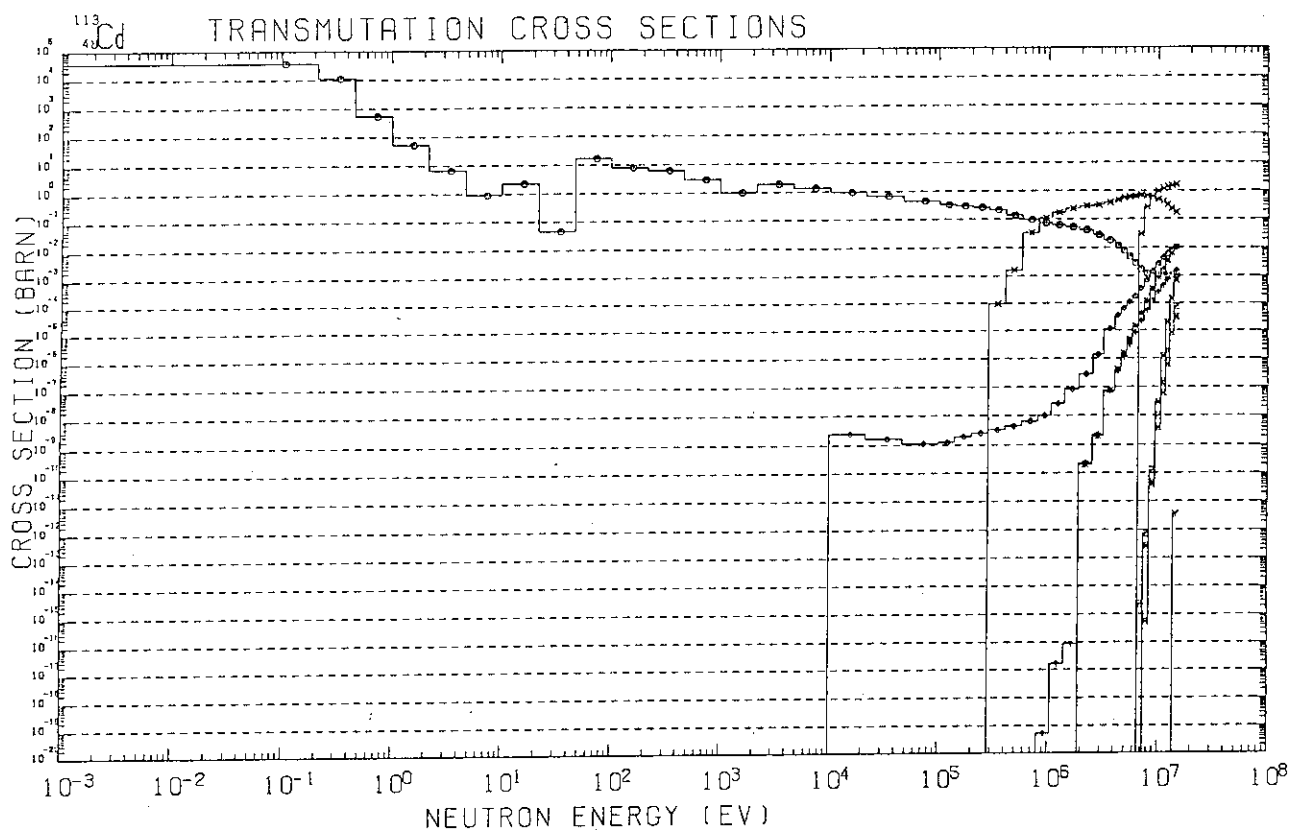


- NG ( JENDL-3T MAY 1989 )
- △ NG<sup>n</sup> ( N.YAMAMURO MARCH 1989 )
- N3N ( )
- × N2N ( N.YAMAMURO MARCH 1989 )
- ◇ NP ( N.YAMAMURO MARCH 1989 )
- ▲ NNP ( N.YAMAMURO MARCH 1989 )
- ✱ NA ( N.YAMAMURO MARCH 1989 )
- ⊖ NNA ( N.YAMAMURO MARCH 1989 )
- ⊕ N2N<sup>n</sup> ( N.YAMAMURO MARCH 1989 )
- ✱ NN<sup>n</sup> ( N.YAMAMURO MARCH 1989 )
- ✱ NA<sup>n</sup> ( N.YAMAMURO MARCH 1989 )

<sup>112</sup>Cd DECAY GAMMA-RAY TABLE

NUCLIDE	HALF LIFE	DECAY GAMMA-RAY ENERGY									
		YIELD (%)									
<sup>112</sup> <sub>48</sub> Cd	13.60 Y	5.11E+05	2.64E+05								
		0.00	0.02								
<sup>112</sup> <sub>48</sub> Ag	3.14 H	5.11E+05	6.17E+05	1.39E+06	6.07E+05	6.95E+05	1.61E+06	2.11E+06	1.31E+06	6.93E+05	2.51E+06
		0.00	42.50	5.31	3.06	2.93	2.80	2.96	1.19	1.06	1.06
<sup>111</sup> <sub>48</sub> Ag	74.00 S	5.11E+05	5.99E+04								
		0.00	0.53								
<sup>111</sup> <sub>48</sub> Ag	7.50 D	5.11E+05	3.42E+05	2.46E+05							
		0.00	0.50	0.10							
<sup>111a</sup> <sub>48</sub> Cd	48.60 M	5.11E+05	2.45E+05	1.51E+06							
		0.00	94.20	31.09							
<sup>109</sup> <sub>48</sub> Pd	13.43 H	5.11E+05	6.47E+05	8.00E+04	3.11E+05	7.82E+05	4.15E+05	6.36E+05	6.02E+05	4.13E+05	7.02E+06
		0.00	9.62	3.60	3.32	1.82	1.83	1.48	1.24	0.84	0.53
<sup>109a</sup> <sub>48</sub> Ag	39.80 S	5.11E+05	8.80E+04								
		0.00	3.60								
<sup>109a</sup> <sub>48</sub> Pd	4.69 M	5.11E+05	1.89E+05								
		0.00	56.10								

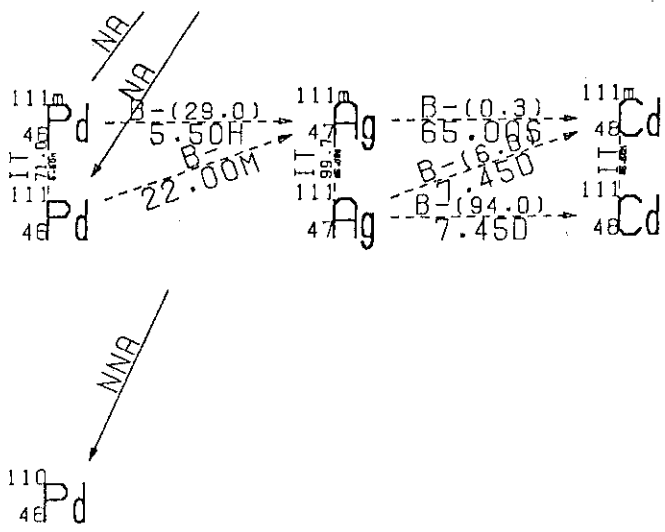
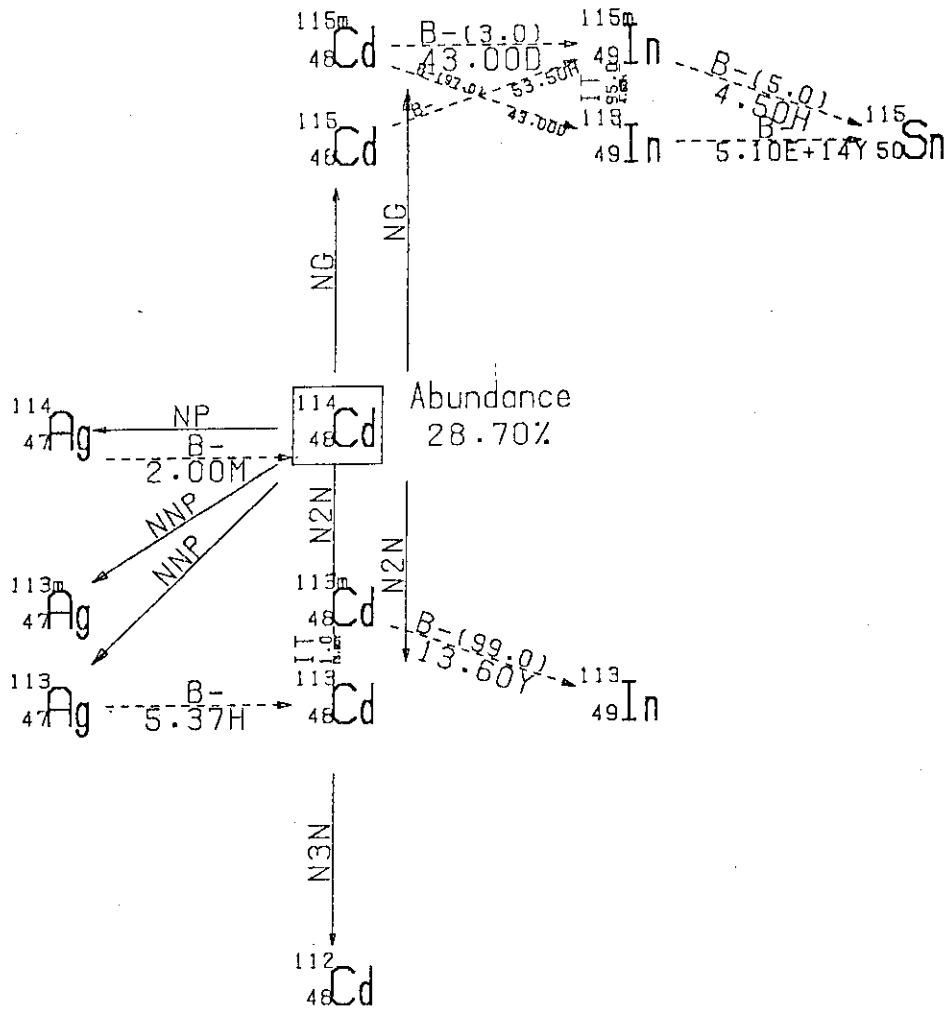


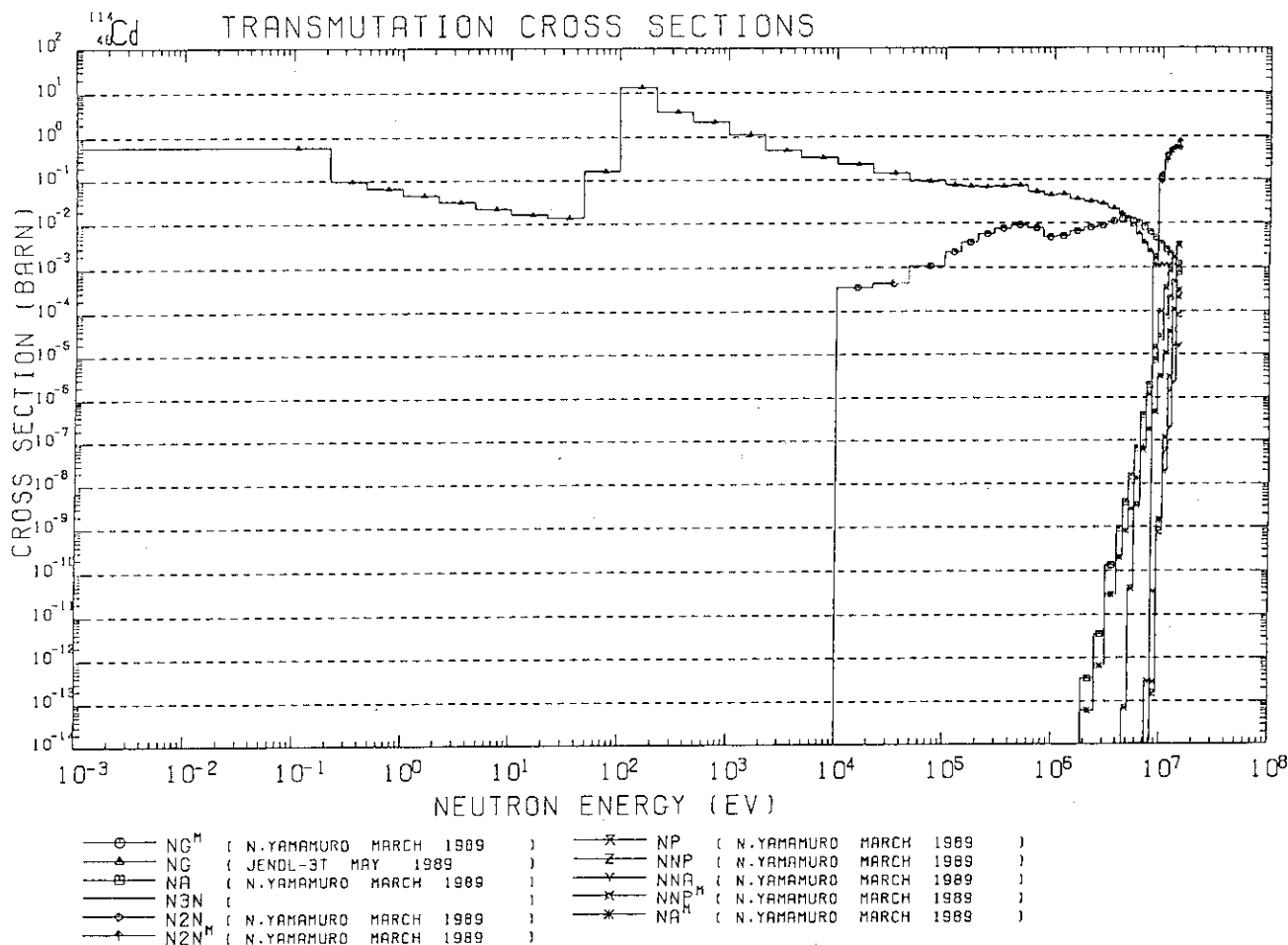


- NG ( JENDL-3T MAY 1989 )
- N3N<sup>M</sup> ( )
- N3N ( )
- × N2N ( N.YAMAMURO MARCH 1989 )
- NA ( N.YAMAMURO MARCH 1989 )
- △ NP ( N.YAMAMURO MARCH 1989 )
- × NNP ( N.YAMAMURO MARCH 1989 )
- NNA ( N.YAMAMURO MARCH 1989 )
- N2NA ( N.YAMAMURO MARCH 1989 )
- × NN<sup>M</sup> ( N.YAMAMURO MARCH 1989 )
- × NP<sup>M</sup> ( N.YAMAMURO MARCH 1989 )
- NNA<sup>M</sup> ( N.YAMAMURO MARCH 1989 )

<sup>113</sup>Cd DECAY GAMMA-RAY TABLE

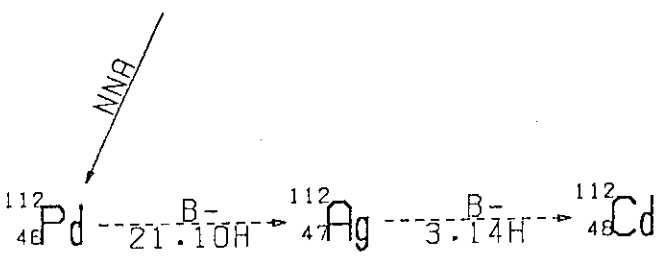
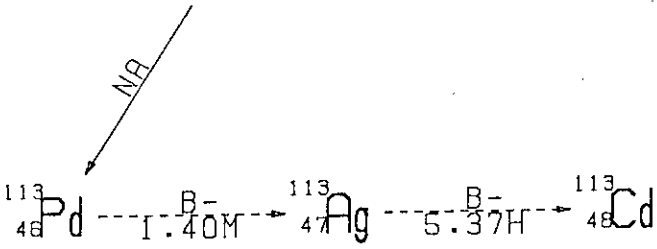
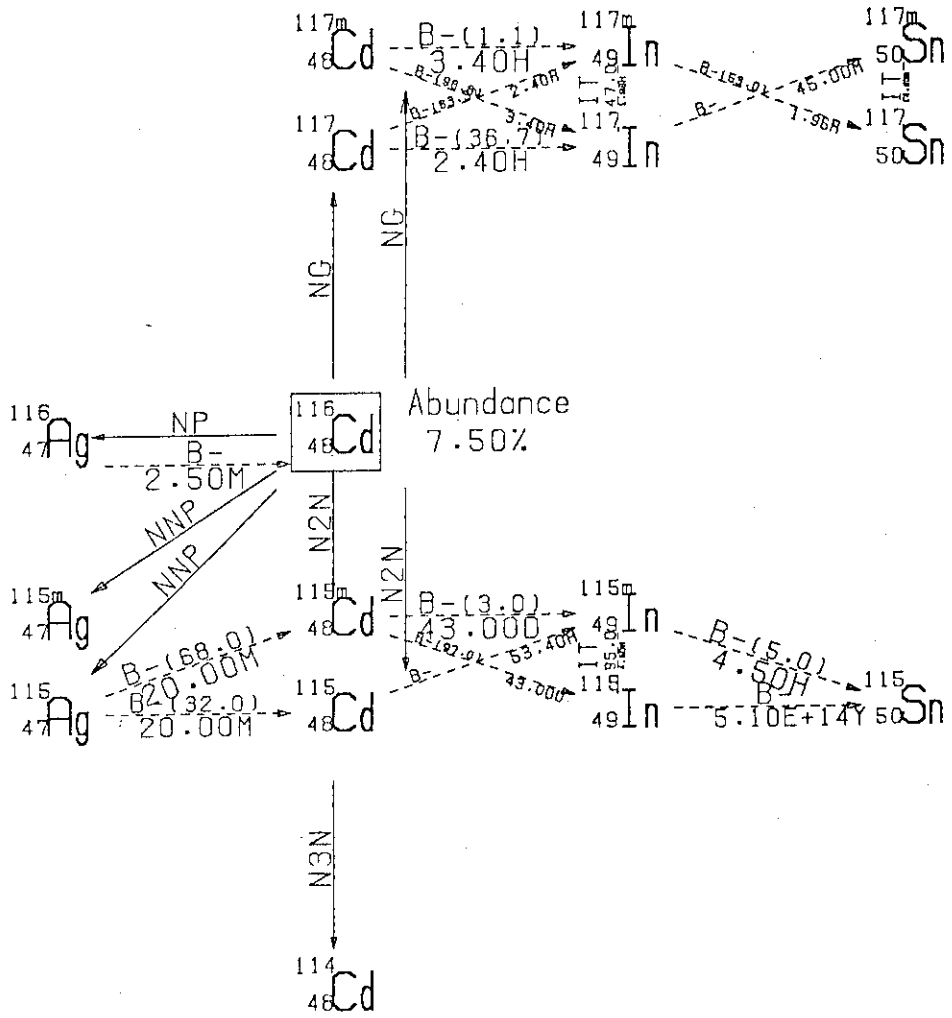
NUCLIDE	HALF LIFE	DECAY GAMMA-RAY ENERGY									
		YIELD (%)									
<sup>113m</sup> <sub>48</sub> Cd	46.60 M	5.11E+05	2.46E+05	1.51E+05							
		0.00	94.20	31.09							
<sup>113</sup> <sub>47</sub> Ag	5.37 H	5.11E+05	2.90E+05	2.69E+05	3.16E+05	5.73E+06	6.81E+05	3.33E+06	3.39E+05	9.89E+05	1.19E+06
		0.00	9.00	1.52	1.23	1.11	0.72	0.58	0.58	0.43	0.40
<sup>113m</sup> <sub>48</sub> Cd	13.60 Y	5.11E+05	2.64E+05								
		0.00	0.02								
<sup>112</sup> <sub>47</sub> Ag	3.14 H	5.11E+05	6.17E+05	1.39E+06	6.07E+05	6.95E+05	1.61E+06	2.11E+06	1.31E+06	6.93E+05	2.51E+06
		0.00	42.50	5.31	3.06	2.93	2.80	2.38	1.18	1.06	1.06
<sup>109</sup> <sub>46</sub> Pd	13.43 H	5.11E+05	6.47E+05	8.80E+04	3.11E+05	7.82E+05	4.16E+05	5.96E+05	6.02E+05	4.13E+05	7.02E+05
		0.00	3.52	3.50	3.32	1.82	1.63	1.48	1.24	0.84	0.53
<sup>109m</sup> <sub>47</sub> Ag	39.80 S	5.11E+05	8.80E+04								
		0.00	9.60								
<sup>109</sup> <sub>46</sub> Pd	4.69 M	5.11E+05	1.89E+05								
		0.00	56.10								

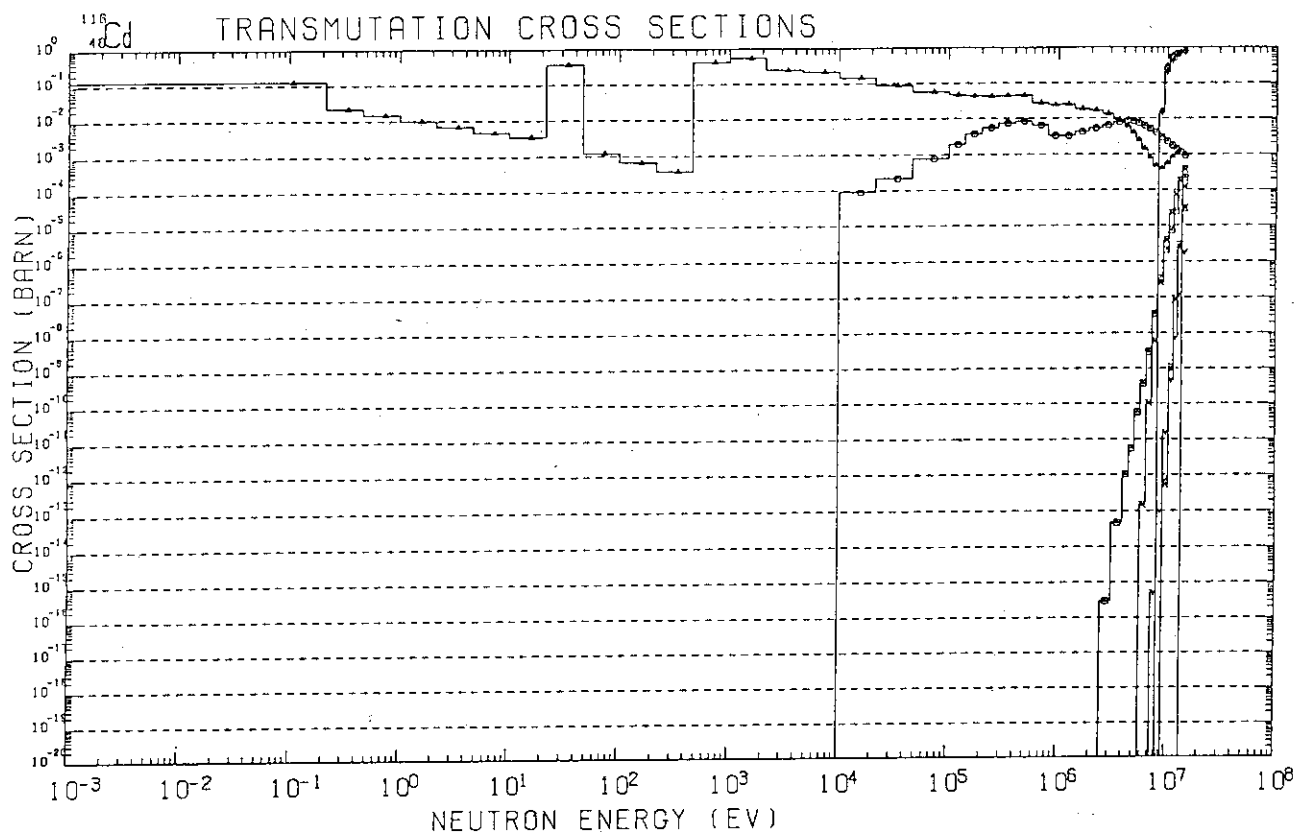




<sup>114</sup>Cd DECAY GAMMA-RAY TABLE

NUCLIDE	HALF LIFE	DECAY GAMMA-RAY ENERGY									
		YIELD (%)									
<sup>115m</sup> Cd 49Cd	43.00 D	5.11E+05	9.34E+05	1.29E+06	4.84E+05						
		0.00	1.70	0.77	0.26						
<sup>115m</sup> In 49In	4.50 H	5.11E+05	3.36E+05	4.97E+05							
		0.00	45.91	0.05							
<sup>115m</sup> In 49In	5.10E+14 Y										
<sup>115</sup> Cd 48Cd	53.50 H	5.11E+05	3.37E+05	5.29E+05	4.93E+05	2.62E+05	2.32E+05	2.67E+05			
		0.00	50.11	30.28	8.56	1.87	0.61	0.08			
<sup>113m</sup> Cd 48Cd	13.60 Y	5.11E+05	2.64E+05								
		0.00	0.02								
<sup>114</sup> Ag 47Ag	2.00 M	5.11E+05	1.66E+06	5.58E+05	5.76E+05	1.30E+06	6.51E+05	8.08E+05	1.36E+06	2.46E+06	1.21E+06
		0.00	3.05	1.00	0.81	0.55	0.33	0.30	0.19	0.17	0.15
<sup>112m</sup> Cd 48Cd	48.60 M	5.11E+05	2.45E+05	1.61E+05							
		0.00	94.20	31.09							
<sup>113</sup> Ag 47Ag	5.37 H	5.11E+05	2.98E+05	2.58E+05	3.16E+05	6.73E+05	6.81E+05	3.33E+05	3.39E+05	9.89E+05	1.19E+06
		0.00	9.00	1.52	1.23	1.11	0.72	0.58	0.69	0.43	0.40
<sup>111m</sup> Pd 48Pd	5.50 H	5.11E+05	1.72E+05	3.91E+05	6.76E+05	4.16E+05	6.33E+05	6.94E+05	4.13E+05	4.15E+05	1.69E+06
		0.00	32.33	5.30	3.71	3.60	3.55	2.12	1.75	1.48	1.43
<sup>111</sup> Pd 48Pd	22.00 M	5.11E+05	5.99E+04	5.60E+05	1.46E+06	1.39E+06	7.05E+04	6.51E+05	3.77E+05	5.47E+05	6.23E+05
		0.00	59.83	0.80	0.71	0.89	0.64	0.55	0.44	0.35	0.31
<sup>111m</sup> Ag 47Ag	65.00 S	5.11E+05	5.99E+04								
		0.00	0.53								
<sup>111</sup> Ag 47Ag	7.45 D	5.11E+05	3.42E+05	2.46E+05							
		0.00	0.50	0.10							

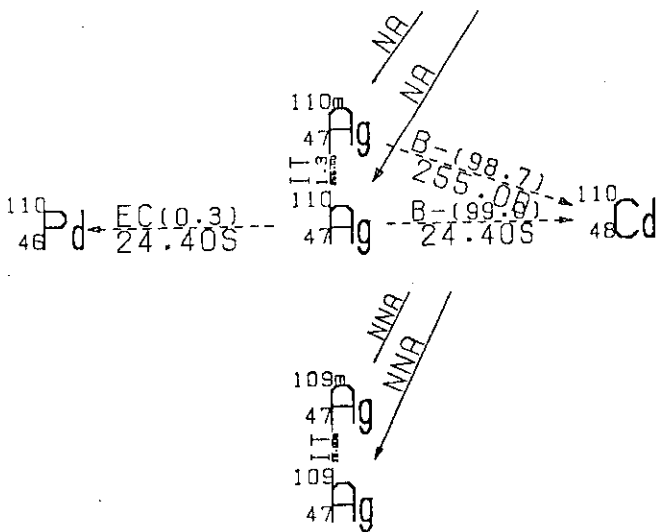
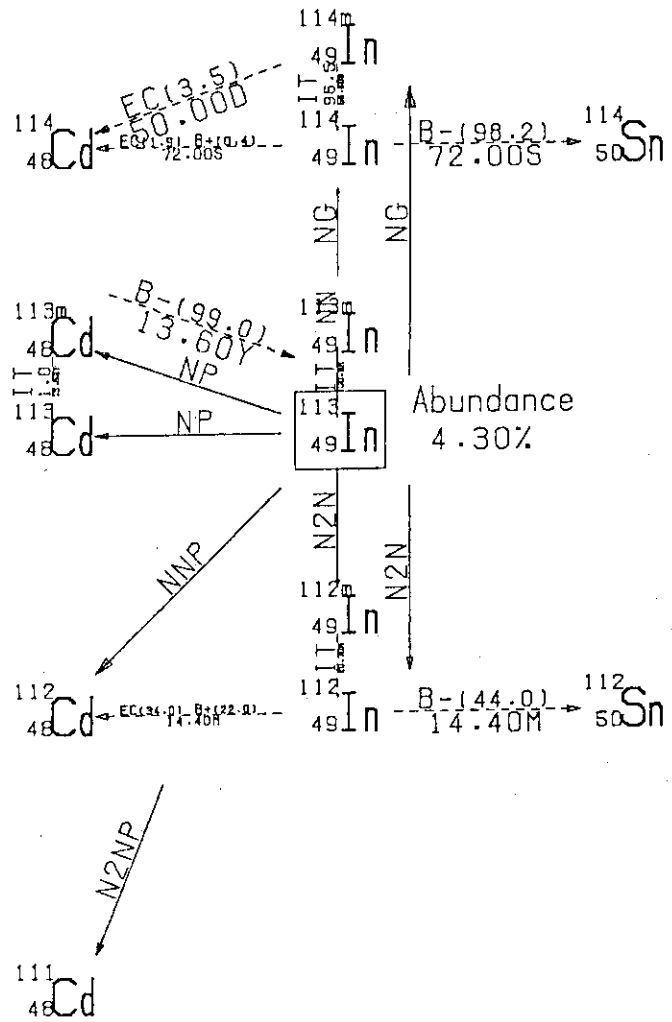


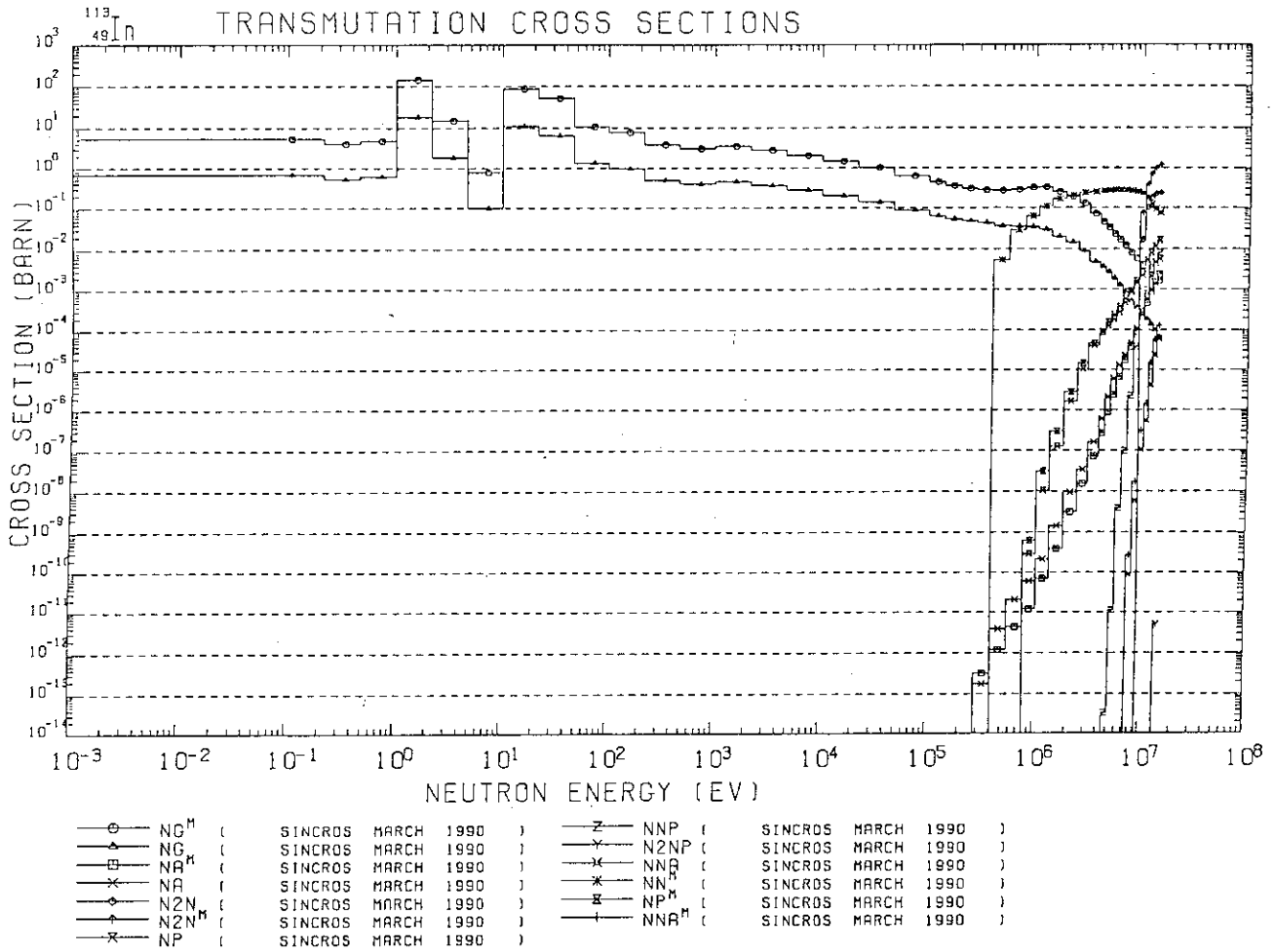


- NG<sup>M</sup> ( N.YAMAMURO MARCH 1989 )
- △ NG ( JENDL-3T MAY 1989 )
- NA ( N.YAMAMURO MARCH 1989 )
- × N3N ( N.YAMAMURO MARCH 1989 )
- ◇ N2N ( N.YAMAMURO MARCH 1989 )
- ↑ N2N<sup>H</sup> ( N.YAMAMURO MARCH 1989 )
- ⊗ NP ( N.YAMAMURO MARCH 1989 )
- ⊚ NNP ( N.YAMAMURO MARCH 1989 )
- ⊙ NNA ( N.YAMAMURO MARCH 1989 )
- ⊗ NNP<sup>H</sup> ( N.YAMAMURO MARCH 1989 )

<sup>116</sup>Cd DECAY GAMMA-RAY TABLE

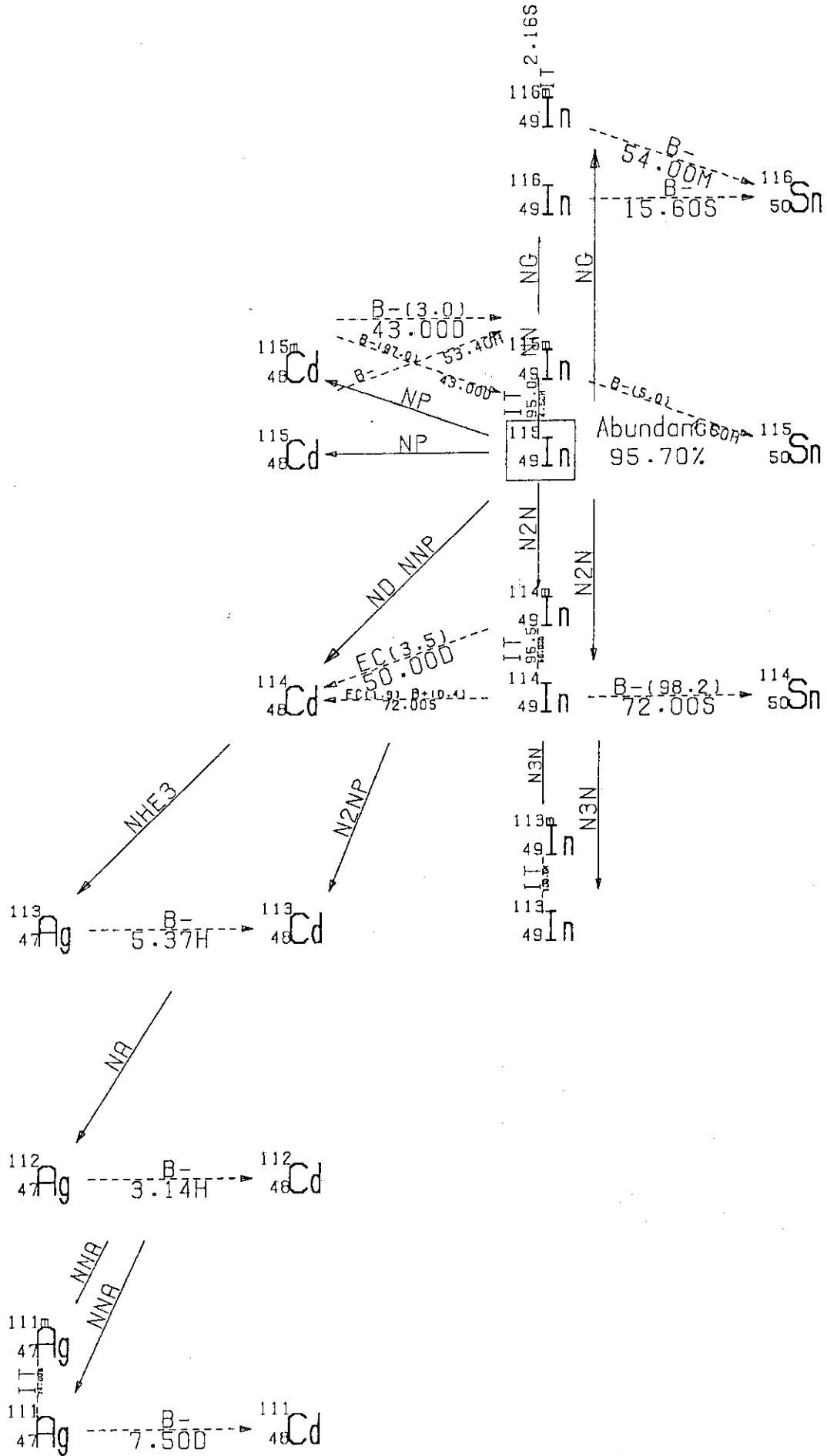
NUCLIDE	HALF LIFE	DECAY GAMMA-RAY ENERGY									
		YIELD (%)									
<sup>117m</sup> <sub>48</sub> Cd	9.40 H	5.11E+05	2.00E+06	1.07E+06	5.64E+05	1.43E+08	1.03E+06	1.29E+06	8.60E+05	2.32E+06	2.10E+06
		0.00	25.52	23.20	15.91	14.30	12.06	11.44	8.42	7.54	7.31
<sup>117g</sup> <sub>49</sub> In	1.96 H	5.11E+05	3.15E+06	1.59E+05	8.62E+05						
		0.00	17.20	14.20	0.02						
<sup>117g</sup> <sub>49</sub> In	45.00 M	5.11E+05	5.53E+05	1.59E+05	3.97E+05						
		0.00	99.72	86.78	0.14						
<sup>117m</sup> <sub>50</sub> Sn	14.00 D	5.11E+05	1.55E+05	1.56E+05							
		0.00	86.40	2.11							
<sup>117g</sup> <sub>48</sub> Cd	2.40 H	5.11E+05	2.73E+05	1.30E+06	3.44E+05	3.16E+05	1.58E+06	4.34E+05	1.05E+06	8.81E+05	8.97E+04
		0.00	29.30	18.46	17.87	17.20	11.31	10.58	4.39	3.46	3.37
<sup>113m</sup> <sub>48</sub> Pd	1.40 M	5.11E+05	2.98E+05	2.59E+05	3.16E+06	5.73E+06	6.81E+05	3.33E+06	3.39E+06	8.89E+05	1.19E+06
		0.00	9.00	1.52	1.23	1.11	0.72	0.58	0.58	0.43	0.40
<sup>115m</sup> <sub>48</sub> Cd	43.00 D	5.11E+05	9.34E+05	1.29E+06	4.84E+05						
		0.00	1.70	0.77	0.26						
<sup>115g</sup> <sub>49</sub> In	4.50 H	5.11E+05	3.36E+05	4.97E+05							
		0.00	45.91	0.05							
<sup>116m</sup> <sub>47</sub> Ag	2.50 M	5.11E+05	5.14E+05	7.00E+05	1.30E+06	1.21E+06	2.48E+06	1.41E+06	7.09E+05	6.40E+05	1.17E+06
		0.00	84.00	13.00	9.08	8.45	5.64	5.07	3.38	3.30	2.81
<sup>115g</sup> <sub>48</sub> Cd	53.40 H	5.11E+05	3.97E+05	5.28E+05	4.83E+05	2.62E+05	2.32E+05	2.67E+05			
		0.00	50.11	30.28	8.56	1.87	0.61	0.08			
<sup>115m</sup> <sub>49</sub> In	5.10E+14 Y	5.11E+05	2.30E+05	2.14E+05	4.73E+05	2.16E+06	1.31E+06	6.50E+05	3.27E+05	3.73E+05	6.99E+05
		0.00	32.30	8.03	6.07	6.18	4.67	4.49	3.42	3.32	3.29
<sup>112m</sup> <sub>40</sub> Pd	21.10 H	5.11E+05	1.85E+04								
		0.00	17.85								
<sup>112g</sup> <sub>47</sub> Ag	3.14 H	5.11E+05	6.17E+05	1.39E+06	6.07E+05	6.96E+05	1.61E+06	2.11E+06	1.31E+06	6.93E+05	2.61E+06
		0.00	42.60	5.31	3.05	2.99	2.80	2.38	1.19	1.05	1.05

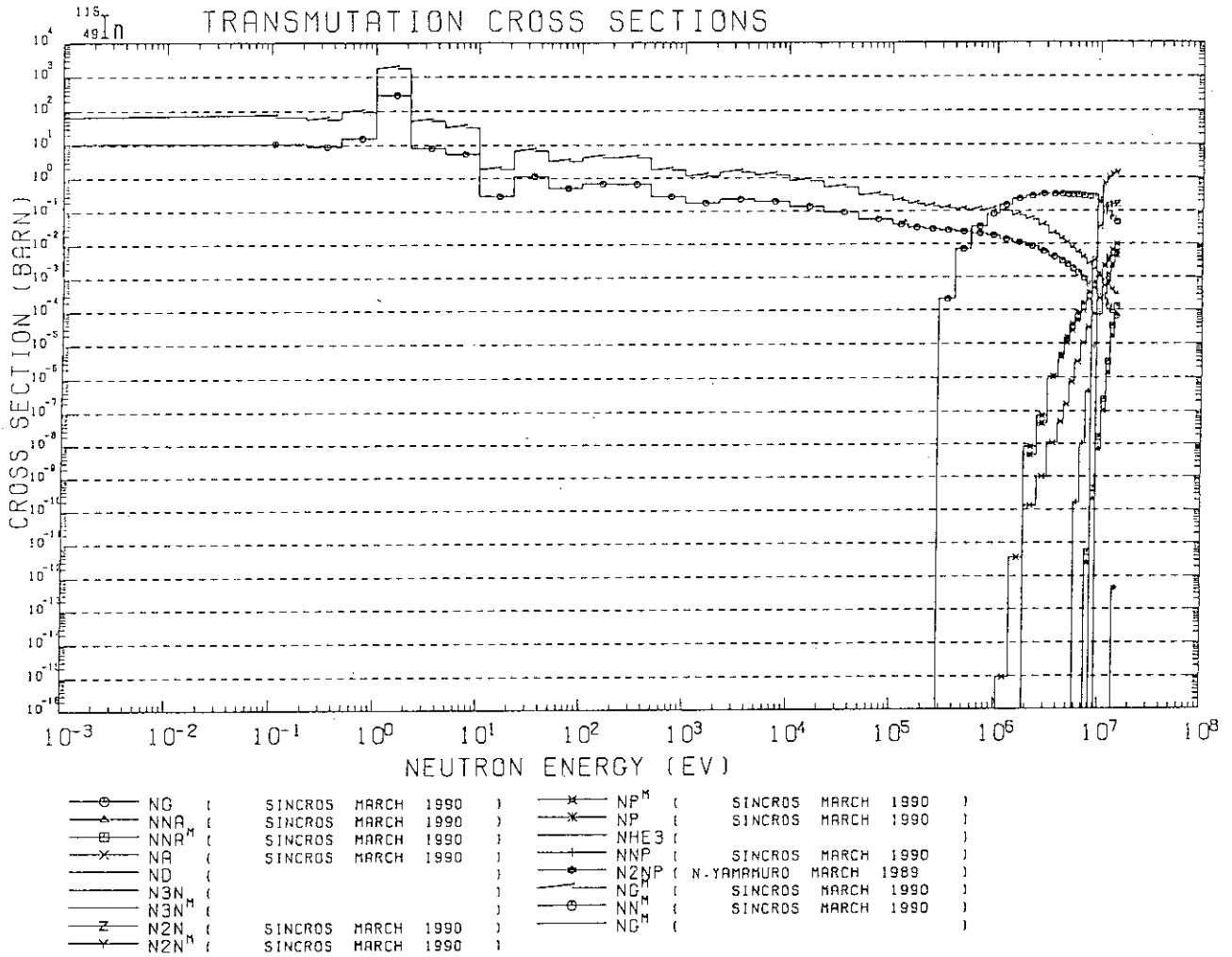




<sup>113</sup><sub>49</sub>In DECAY GAMMA-RAY TABLE

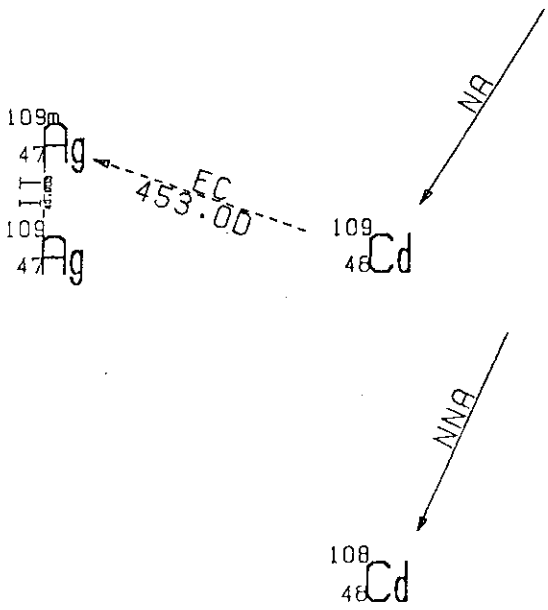
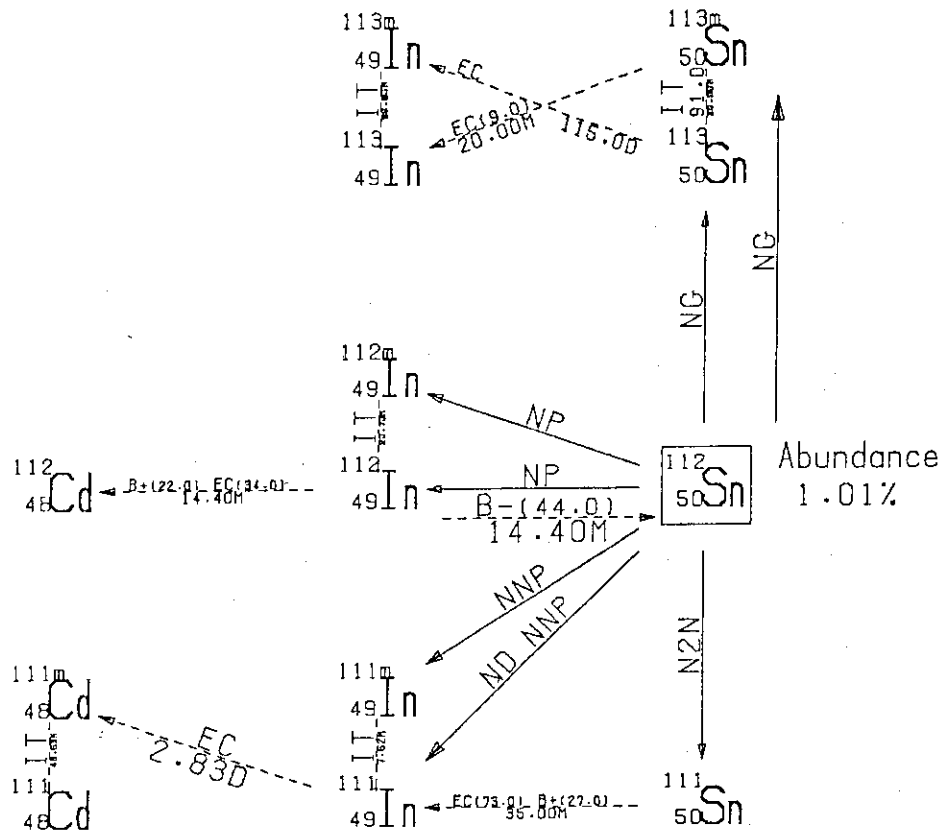
NUCLIDE	HALF LIFE	DECAY GAMMA-RAY ENERGY									
		YIELD (%)									
<sup>114g</sup> <sub>49</sub> In	50.00 D	5.11E+05	1.80E+05	5.58E+05	7.25E+05						
		0.00	96.70	3.40	3.32						
<sup>114m</sup> <sub>49</sub> In	72.00 S	5.11E+05	1.30E+06	5.76E+05							
		0.00	0.14	0.00							
<sup>110g</sup> <sub>49</sub> In	255.0 D	5.11E+05	8.58E+05	8.85E+05	9.37E+05	1.38E+06	7.64E+05	7.07E+05	1.50E+06	6.78E+05	8.18E+05
		0.00	94.41	72.81	34.29	24.65	22.27	16.32	19.23	10.58	7.28
<sup>110m</sup> <sub>49</sub> In	24.40 S	5.11E+05	6.58E+05	8.15E+05	1.13E+06	8.12E+05	1.48E+06				
		0.00	4.52	0.04	0.02	0.01	0.01				
<sup>112m</sup> <sub>49</sub> In	20.70 M	5.11E+05	1.55E+05								
		0.00	13.00								
<sup>112g</sup> <sub>49</sub> In	14.40 M	5.11E+05	6.17E+05	6.07E+05	1.25E+06	8.51E+05	1.47E+06				
		55.47	6.00	1.54	0.28	0.20	0.08				
<sup>113g</sup> <sub>49</sub> In	100.0 M	5.11E+05	3.92E+05								
		0.00	64.00								
<sup>113m</sup> <sub>49</sub> In	13.60 Y	5.11E+05	2.64E+06								
		0.00	0.02								
<sup>109g</sup> <sub>49</sub> In	39.20 S	5.11E+05	8.80E+04								
		0.00	3.60								

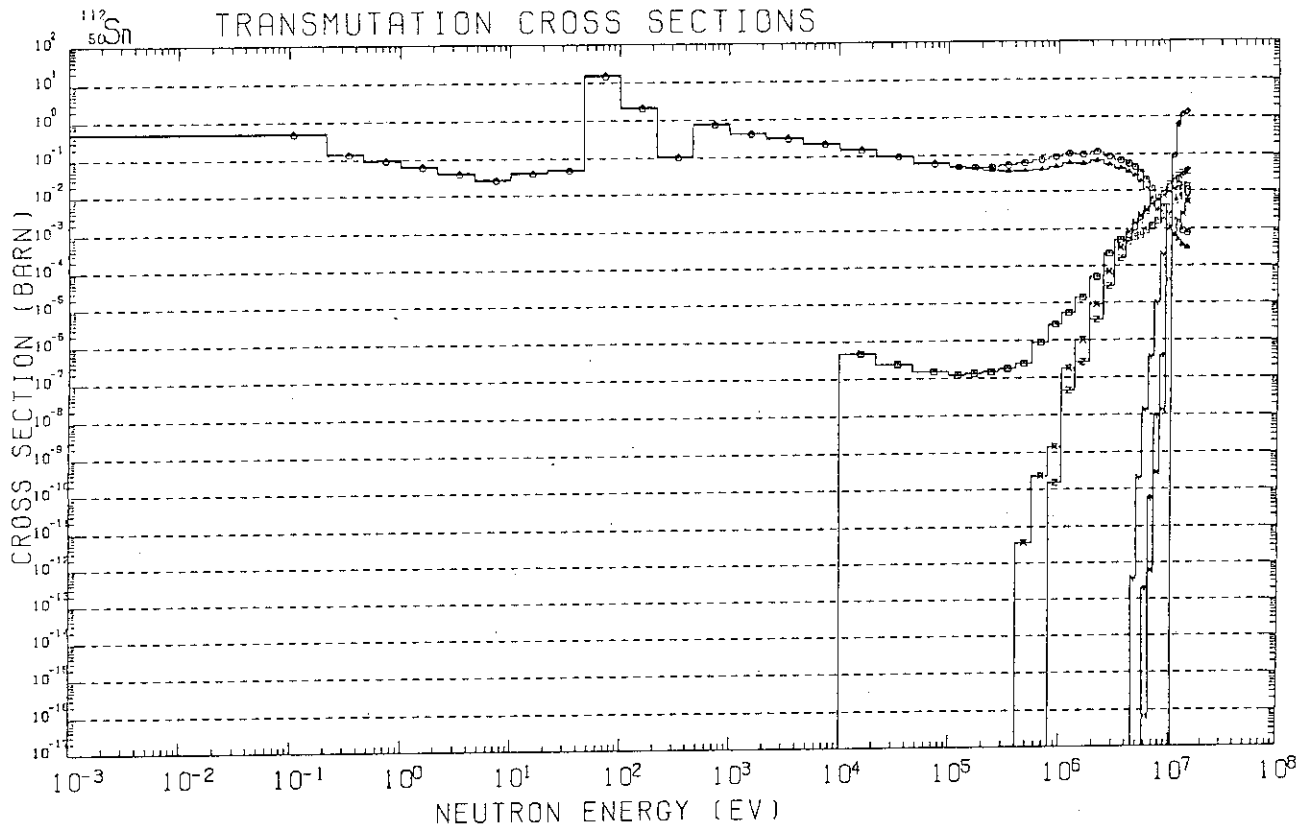




<sup>115</sup><sub>49</sub>In DECAY GAMMA-RAY TABLE

NUCLIDE	HALF LIFE	DECAY GAMMA-RAY ENERGY									
		YIELD (%)									
<sup>116m</sup> <sub>49</sub> In	2.16 S	5.11E+05	1.29E+06	1.10E+06	4.17E+05	2.11E+06	8.19E+05	1.61E+05	1.38E+06	1.78E+06	3.55E+05
		0.00	85.02	55.71	32.41	15.01	11.66	10.25	3.33	2.44	0.85
<sup>116</sup> <sub>49</sub> In	15.60 S	5.11E+05	1.29E+06	4.69E+05	1.26E+06	2.11E+06	1.50E+06	8.19E+05	9.32E+05	1.36E+06	2.23E+06
		0.00	1.30	0.25	0.03	0.02	0.02	0.01	0.01	0.01	0.01
<sup>111</sup> <sub>47</sub> Ag	7.50 D	5.11E+05	3.42E+05	2.46E+05							
		0.00	0.50	0.10							
<sup>111m</sup> <sub>47</sub> Ag	74.00 S	5.11E+05	5.99E+04								
		0.00	0.53								
<sup>112</sup> <sub>47</sub> Ag	3.14 H	5.11E+05	6.17E+05	1.39E+06	6.07E+06	6.95E+05	1.51E+06	2.11E+06	1.31E+06	6.93E+06	2.61E+06
		0.00	42.60	5.31	3.05	2.93	2.80	2.39	1.19	1.05	1.05
<sup>113m</sup> <sub>49</sub> In	100.0 M	5.11E+05	3.92E+05								
		0.00	54.00								
<sup>114m</sup> <sub>49</sub> In	50.00 D	5.11E+05	1.50E+05	5.58E+05	7.25E+05						
		0.00	96.70	3.40	3.32						
<sup>115m</sup> <sub>46</sub> Cd	43.00 D	5.11E+05	9.34E+05	1.29E+06	4.84E+05						
		0.00	1.70	0.77	0.26						
<sup>115m</sup> <sub>49</sub> In	4.50 H	5.11E+05	3.36E+05	4.97E+05							
		0.00	45.91	0.05							
<sup>113</sup> <sub>47</sub> Ag	5.37 H	5.11E+05	2.99E+05	2.59E+05	3.16E+05	6.73E+05	6.81E+05	3.33E+05	3.39E+05	9.89E+05	1.19E+06
		0.00	9.00	1.52	1.23	1.11	0.72	0.58	0.58	0.43	0.40
<sup>115</sup> <sub>46</sub> Cd	53.40 H	5.11E+05	3.37E+05	5.20E+05	4.93E+05	2.62E+05	2.32E+05	2.67E+05			
		0.00	50.11	30.28	8.56	1.87	0.61	0.08			
<sup>114</sup> <sub>49</sub> In	72.00 S	5.11E+05	1.30E+06	6.76E+05							
		0.00	0.14	0.00							

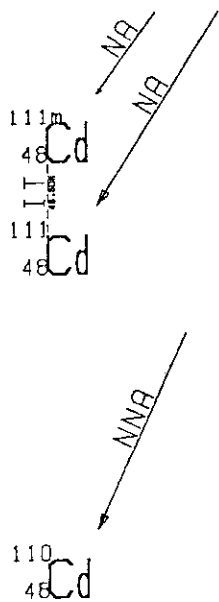
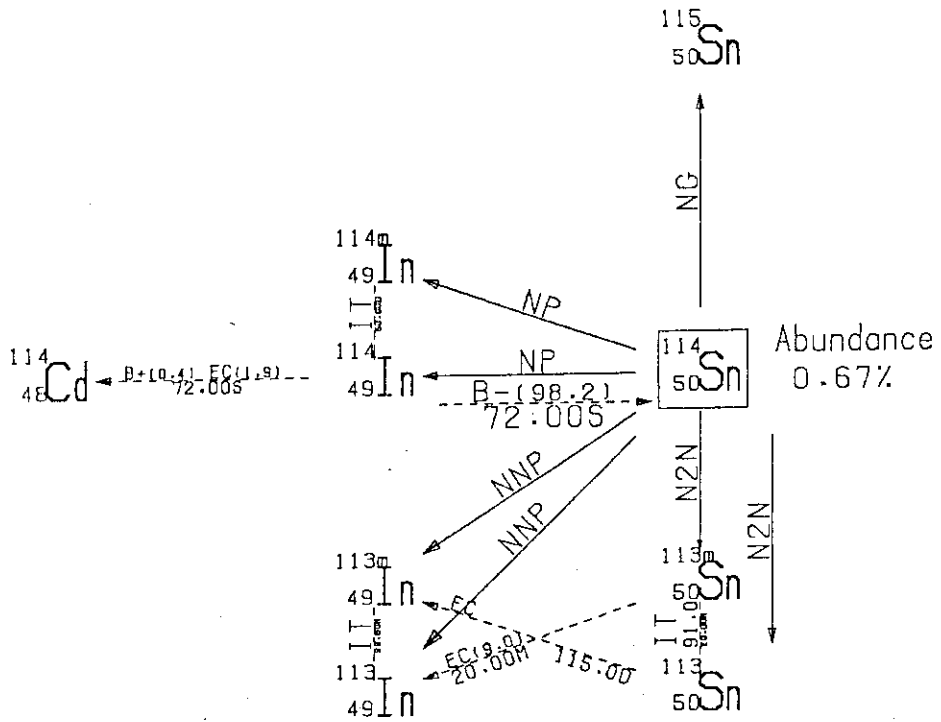


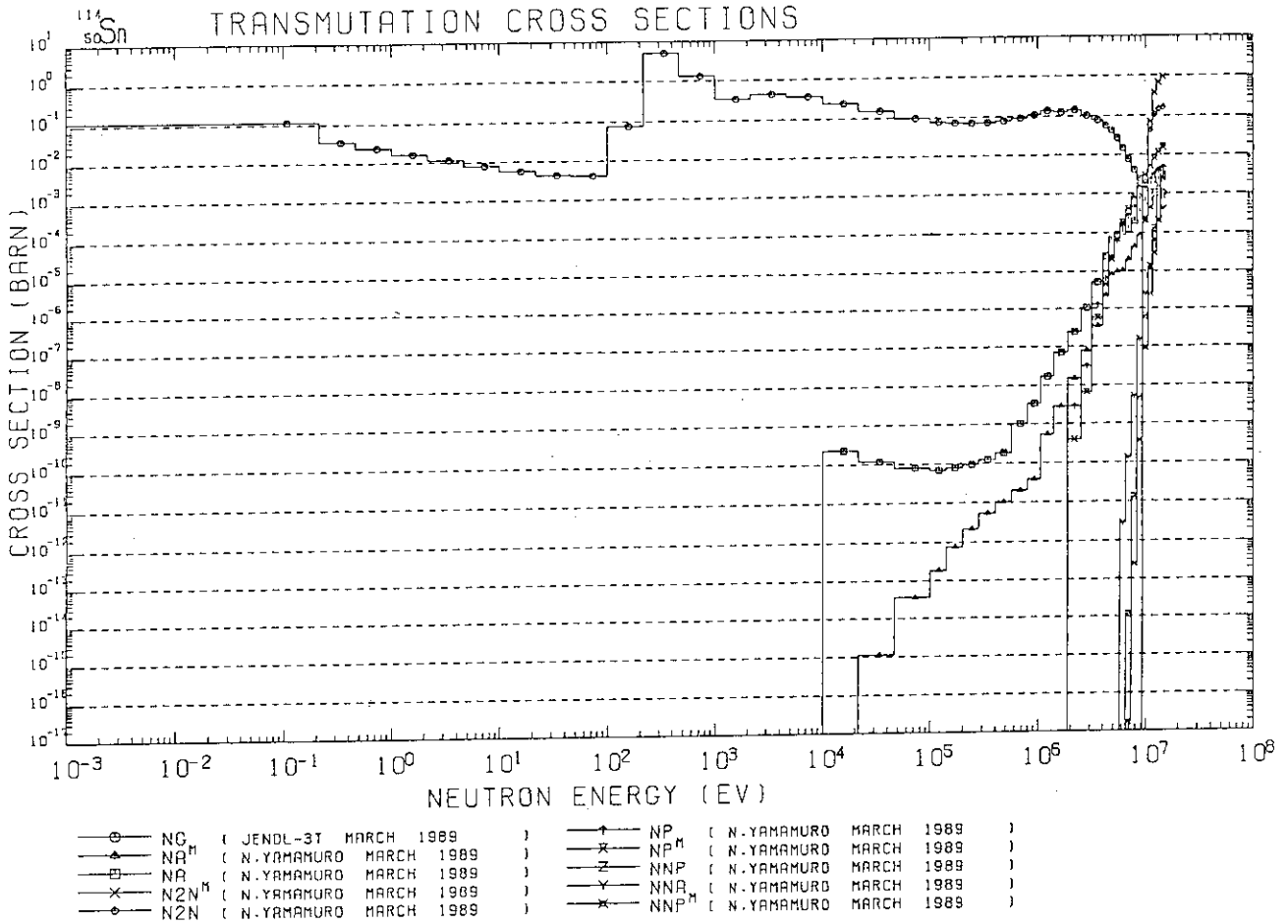


- NG<sup>M</sup> ( JENDL3+YAMAMURO MARCH 1989 )
- △ NG ( JENDL3+YAMAMURO MARCH 1989 )
- NA ( N.YAMAMURO MARCH 1989 )
- ND ( )
- ◇ NZN ( N.YAMAMURO MARCH 1989 )
- ▲ NNP ( N.YAMAMURO MARCH 1989 )
- × NP ( N.YAMAMURO MARCH 1989 )
- NP<sup>M</sup> ( N.YAMAMURO MARCH 1989 )
- NNA ( N.YAMAMURO MARCH 1989 )
- NNPM ( N.YAMAMURO MARCH 1989 )

<sup>112</sup><sub>50</sub>Sn DECAY GAMMA-RAY TABLE

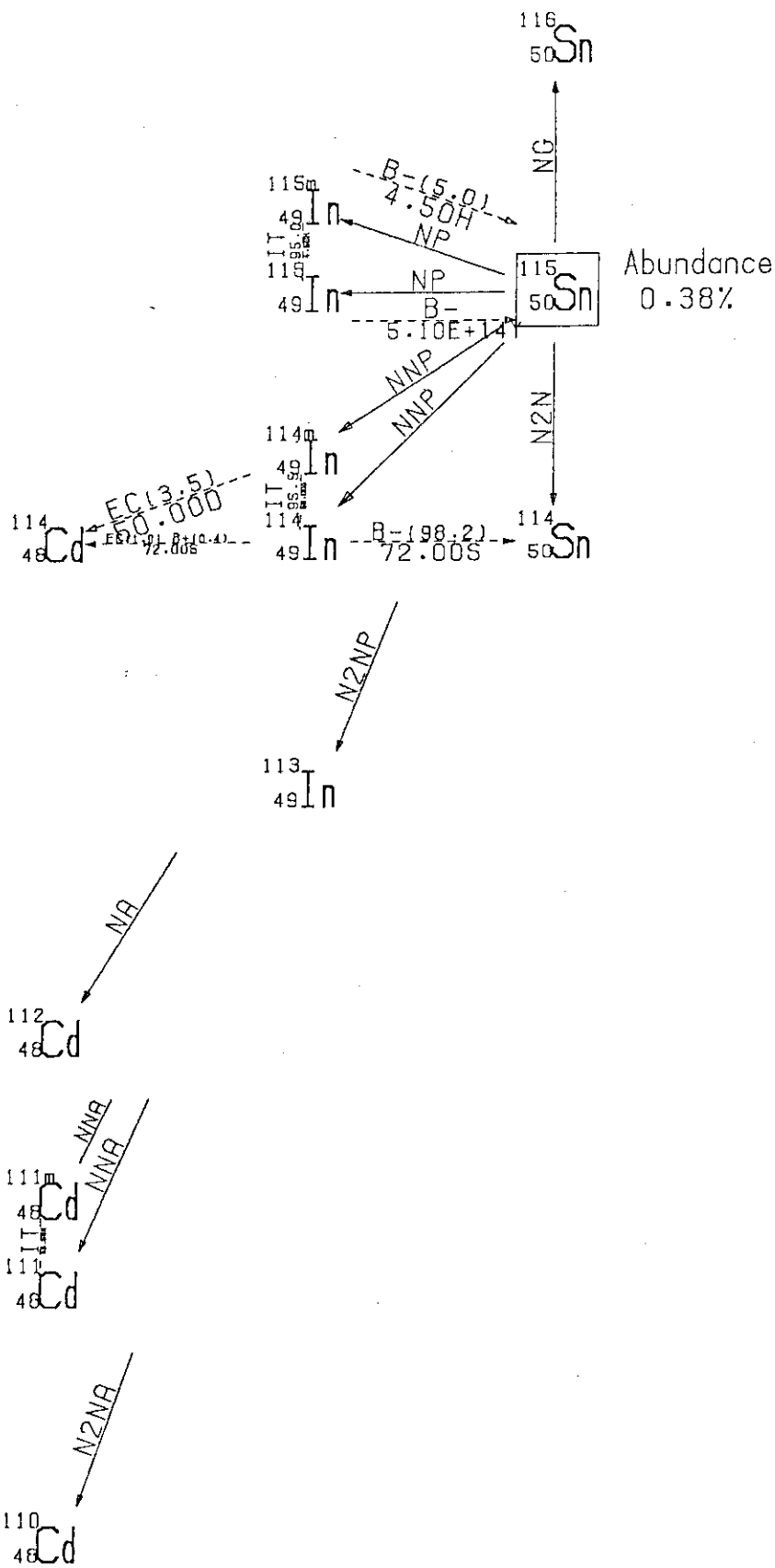
NUCLIDE	HALF LIFE	DECAY GAMMA-RAY ENERGY										
		YIELD (%)										
<sup>113m</sup> <sub>50</sub> Sn	20.00 M	5.11E+05	7.93E+04									
		0.00	0.61									
<sup>113</sup> <sub>50</sub> Sn	115.0 D	5.11E+05	3.92E+05	2.55E+05								
		0.00	64.10	1.63								
<sup>113m</sup> <sub>49</sub> In	99.80 M	5.11E+05	3.92E+05									
		0.00	54.00									
<sup>109</sup> <sub>48</sub> Cd	453.0 D	5.11E+05	8.60E+04									
		0.00	3.79									
<sup>109m</sup> <sub>49</sub> Ag	40.00 S	5.11E+05	8.60E+04									
		0.00	3.60									
<sup>111</sup> <sub>50</sub> Sn	35.00 M	5.11E+05	5.37E+05	1.15E+05	1.91E+05	1.61E+05	7.61E+05	1.64E+06	1.10E+06	9.54E+06	3.72E+06	
		0.00	7.61	1.32	0.99	0.67	0.87	0.36	0.33	0.23	0.19	
<sup>112</sup> <sub>49</sub> In	14.40 M	5.11E+05	6.17E+05	6.07E+05	1.25E+06	8.51E+05	1.47E+06					
		55.47	6.00	1.54	0.28	0.20	0.08					
<sup>112m</sup> <sub>49</sub> In	20.70 M	5.11E+05	1.55E+06									
		0.00	13.00									
<sup>111m</sup> <sub>49</sub> In	7.62 M	5.11E+05	5.37E+05									
		0.00	87.00									
<sup>111</sup> <sub>49</sub> In	2.83 D	5.11E+05	1.71E+05	2.45E+05								
		0.00	94.22	94.22								
<sup>111m</sup> <sub>48</sub> Cd	48.63 M	5.11E+05	2.45E+05	1.51E+05								
		0.00	94.20	31.09								

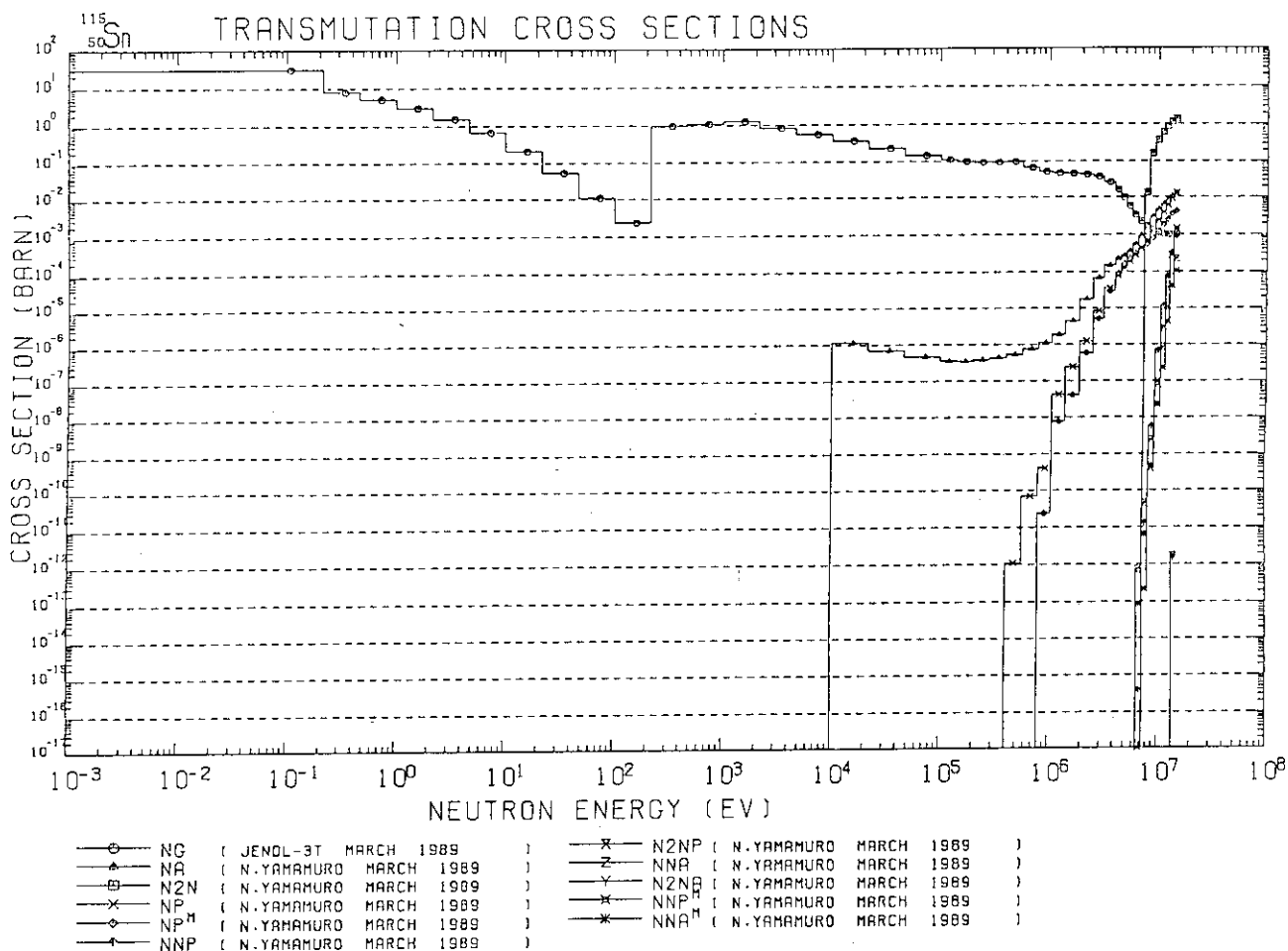




<sup>114</sup><sub>50</sub>Sn DECAY GAMMA-RAY TABLE

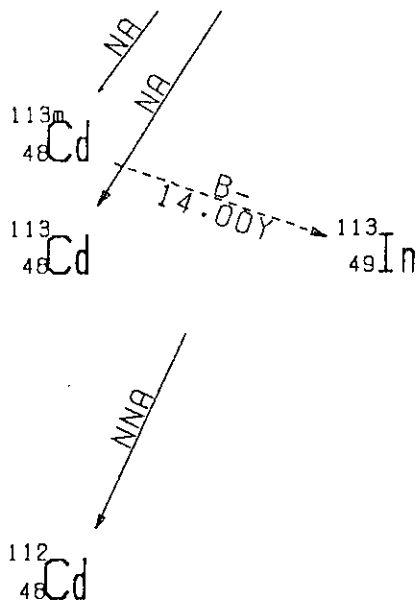
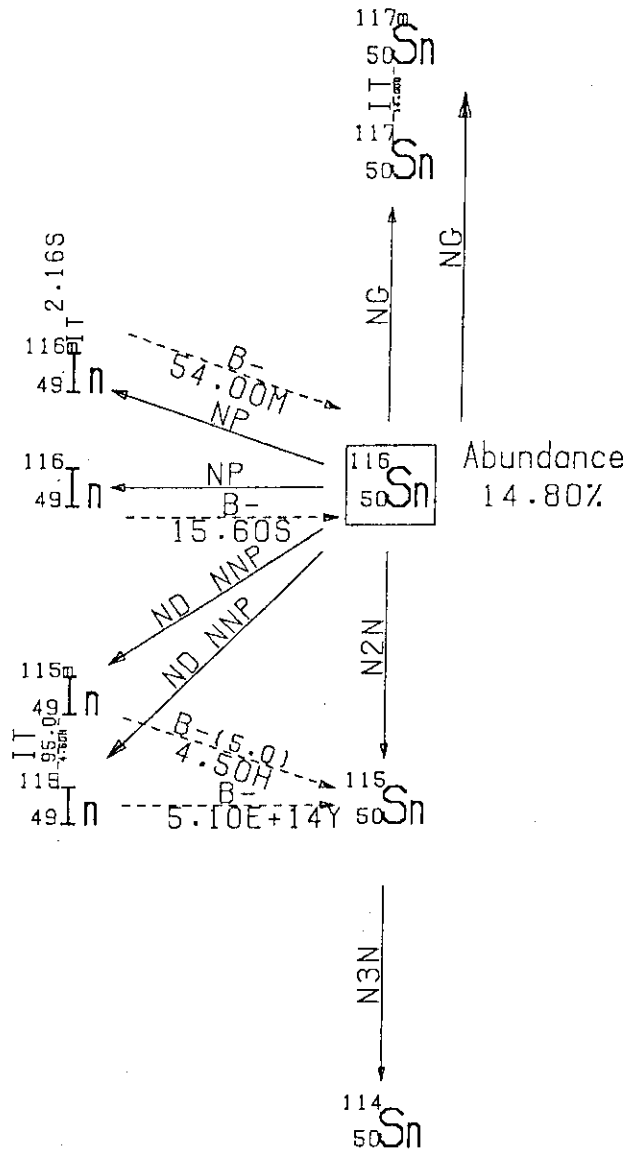
NUCLIDE	HALF LIFE	DECAY GAMMA-RAY ENERGY			
		YIELD (%)			
<sup>111</sup> <sub>48</sub> Cd	48.60 M	5.11E+05	2.45E+05	1.51E+05	
		0.00	94.20	31.09	
<sup>113</sup> <sub>50</sub> Sn	20.00 M	5.11E+05	7.93E+04		
		0.00	0.61		
<sup>113</sup> <sub>50</sub> Sn	115.0 D	5.11E+05	3.92E+05	2.55E+05	
		0.00	64.10	1.83	
<sup>113</sup> <sub>49</sub> In	99.80 M	5.11E+05	3.92E+05		
		0.00	64.00		
<sup>114</sup> <sub>49</sub> In	50.00 D	5.11E+05	1.90E+05	5.55E+05	7.25E+05
		0.00	95.70	3.40	3.32
<sup>114</sup> <sub>49</sub> In	72.00 S	5.11E+05	1.30E+06	5.76E+05	
		0.00	0.14	0.00	

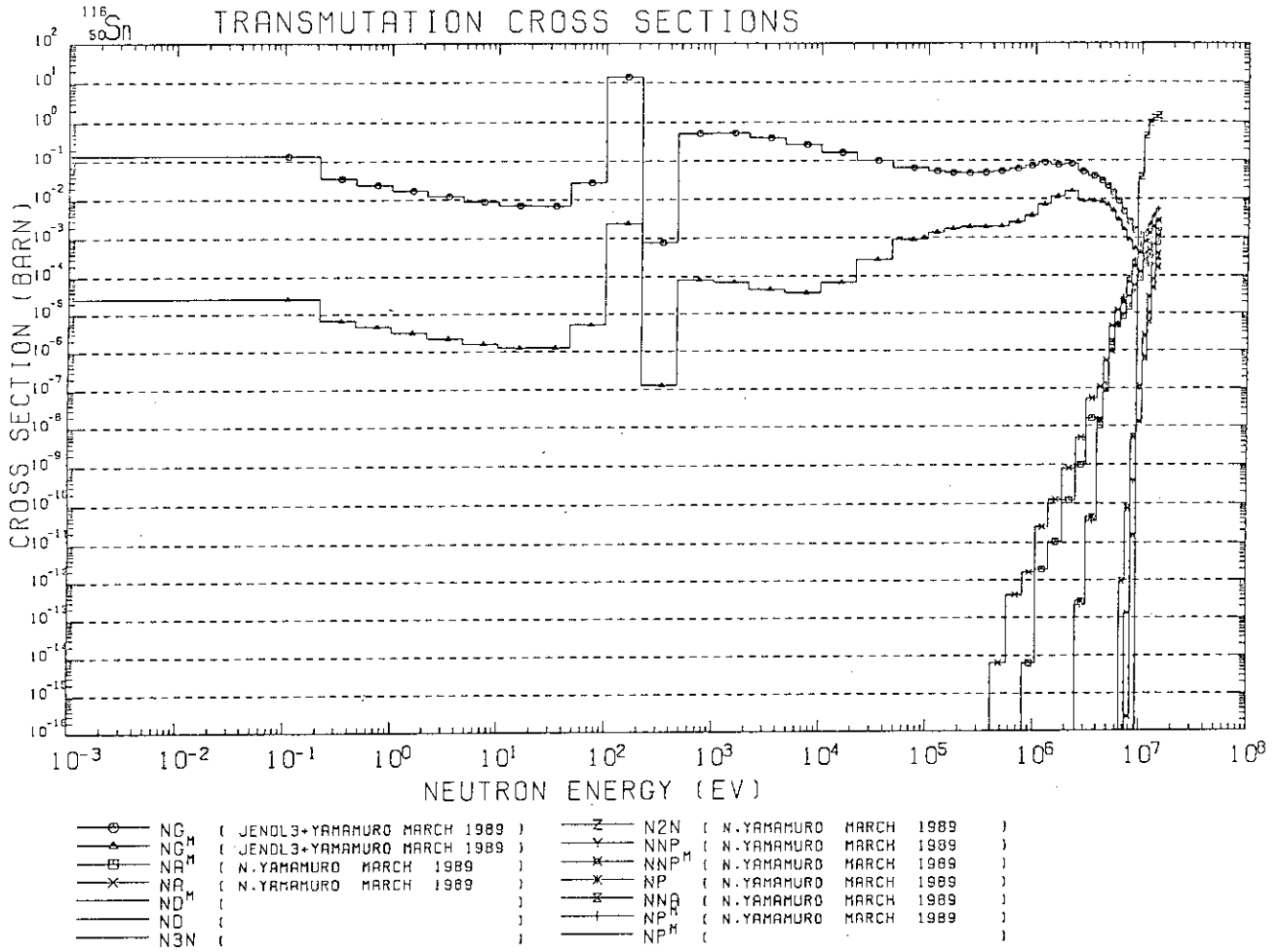




<sup>115</sup><sub>50</sub>Sn DECAY GAMMA-RAY TABLE

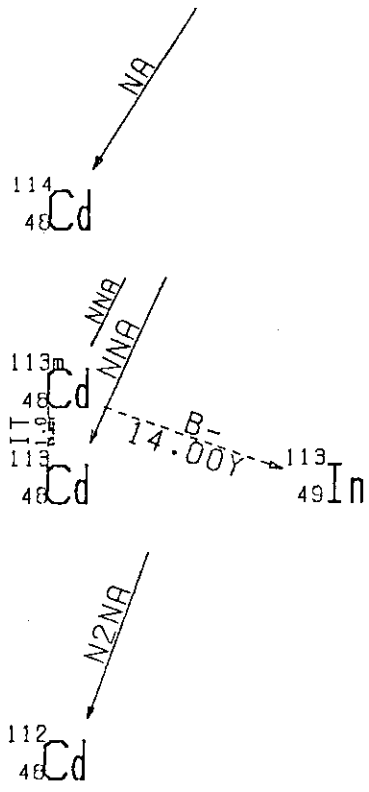
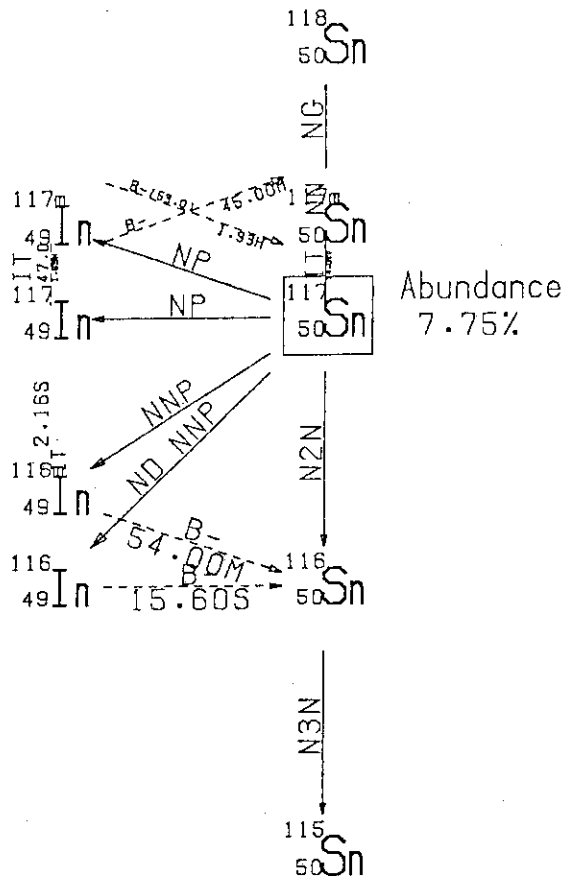
NUCLIDE	HALF LIFE	DECAY GAMMA-RAY ENERGY			
		YIELD (%)			
<sup>115</sup> <sub>49</sub> In	5.10E+14Y				
<sup>115m</sup> <sub>49</sub> In	4.50 H	5.11E+05	3.36E+05	4.97E+05	
		0.00	45.91	0.05	
<sup>114</sup> <sub>49</sub> In	72.00 S	5.11E+05	1.30E+06	5.76E+05	
		0.00	0.14	0.00	
<sup>114m</sup> <sub>49</sub> In	50.00 D	5.11E+05	1.80E+05	5.58E+05	7.25E+05
		0.00	96.70	3.40	3.32
<sup>111</sup> <sub>48</sub> Cd	48.60 M	5.11E+05	2.45E+05	1.51E+05	
		0.00	94.20	31.09	

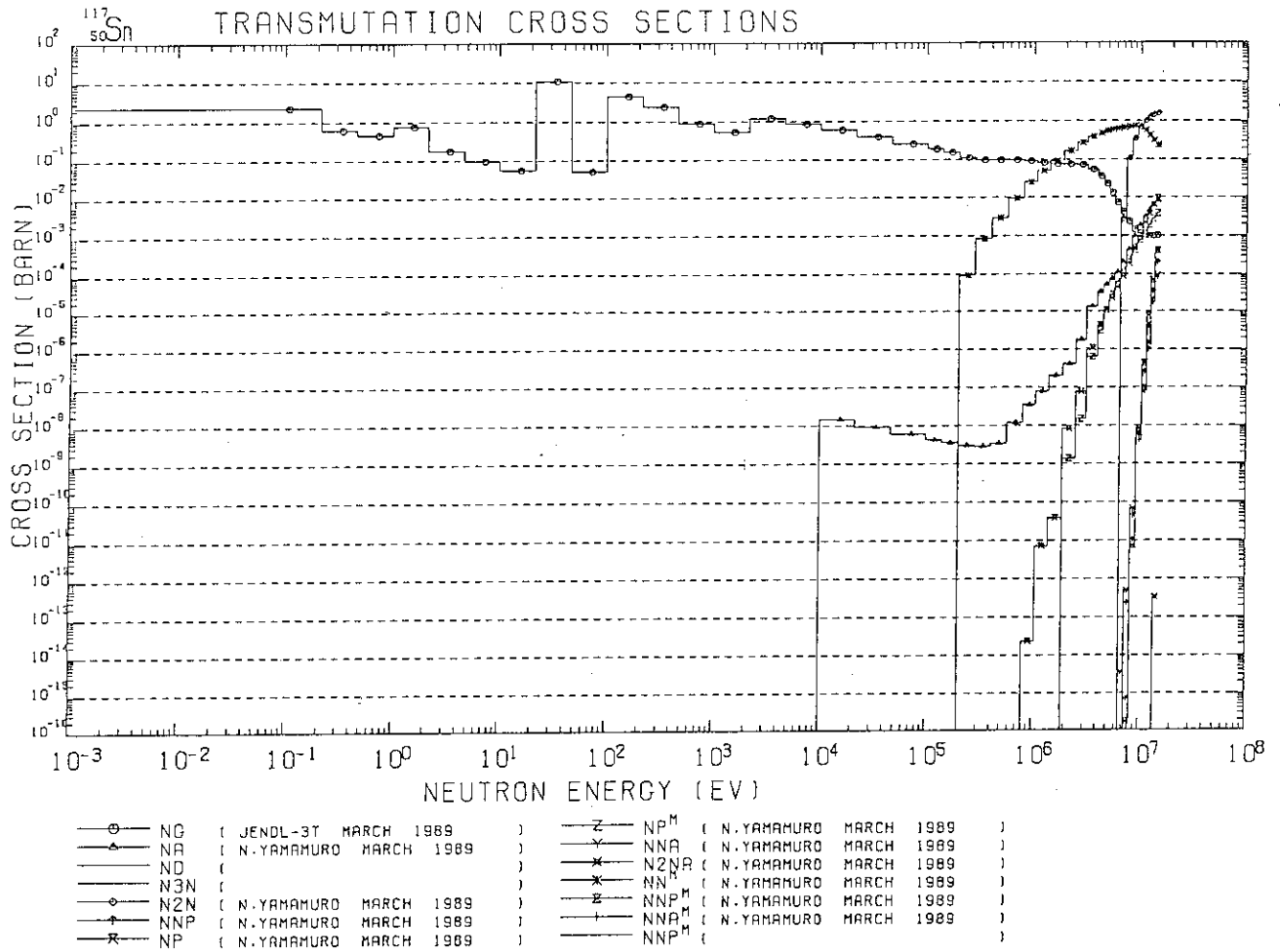




<sup>116</sup><sub>50</sub>Sn DECAY GAMMA-RAY TABLE

NUCLIDE	HALF LIFE	DECAY GAMMA-RAY ENERGY									
		YIELD (%)									
<sup>117m</sup> <sub>50</sub> Sn	14.00 D	5.11E+05	1.59E+05	1.58E+05							
		0.00	86.40	2.11							
<sup>113m</sup> <sub>48</sub> Cd	14.00 Y	5.11E+05	2.64E+05								
		0.00	0.02								
<sup>115m</sup> <sub>49</sub> In	4.50 H	5.11E+05	3.36E+05	4.97E+05							
		0.00	45.91	0.05							
<sup>115</sup> <sub>49</sub> In	5.10E+14 Y										
<sup>116m</sup> <sub>49</sub> In	15.60 S	5.11E+05	1.29E+06	4.63E+05	1.25E+06	2.11E+06	1.50E+06	8.19E+05	9.32E+05	1.36E+06	2.23E+06
		0.00	1.30	0.25	0.03	0.02	0.02	0.01	0.01	0.01	0.01
<sup>116g</sup> <sub>49</sub> In	2.16 S	5.11E+05	1.29E+06	1.10E+06	4.17E+05	2.11E+06	8.19E+05	1.61E+06	1.39E+06	1.75E+06	3.66E+06
		0.00	85.02	55.71	32.41	15.01	11.68	10.25	3.33	2.44	0.86

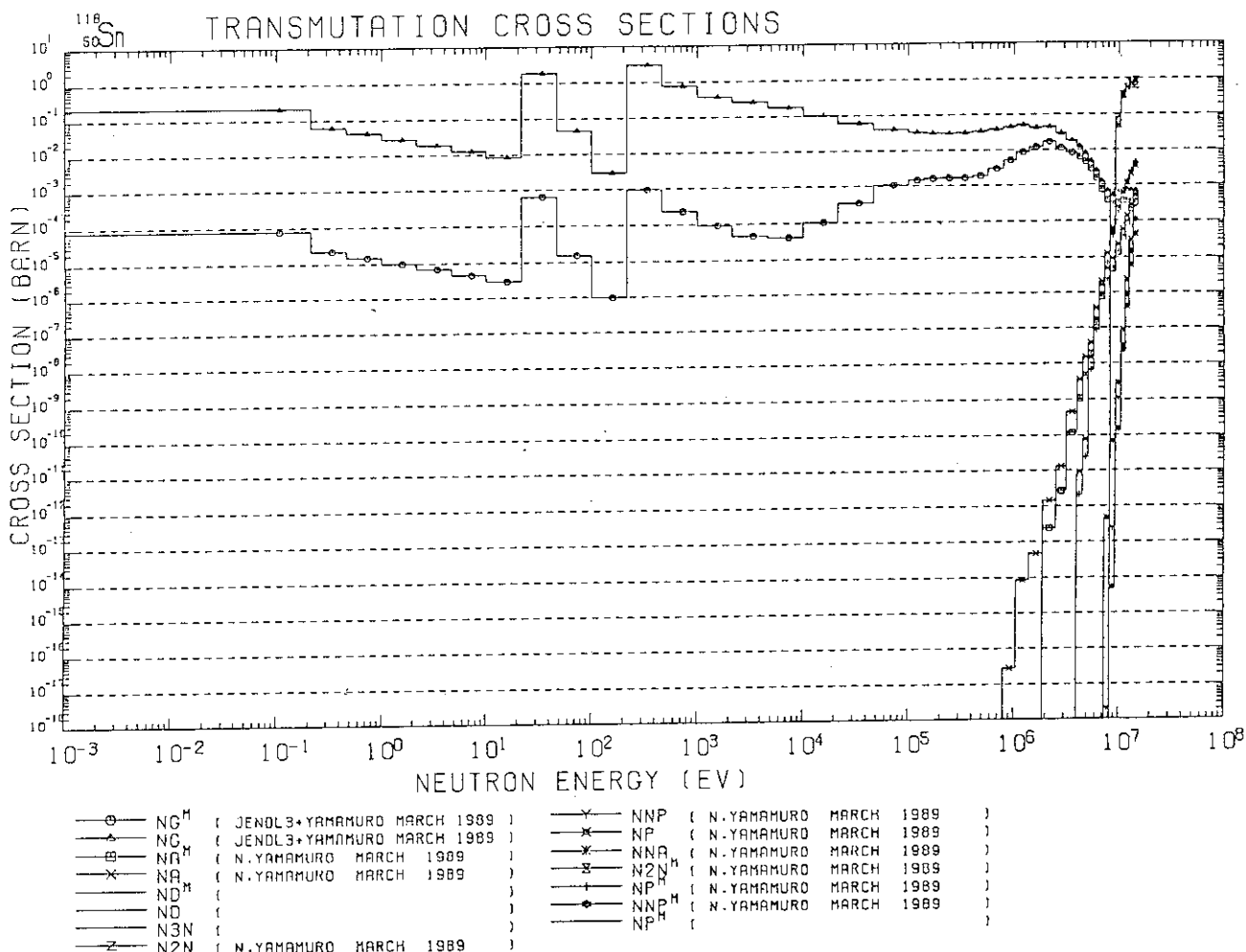




$^{117}_{50}\text{Sn}$  DECAY GAMMA-RAY TABLE

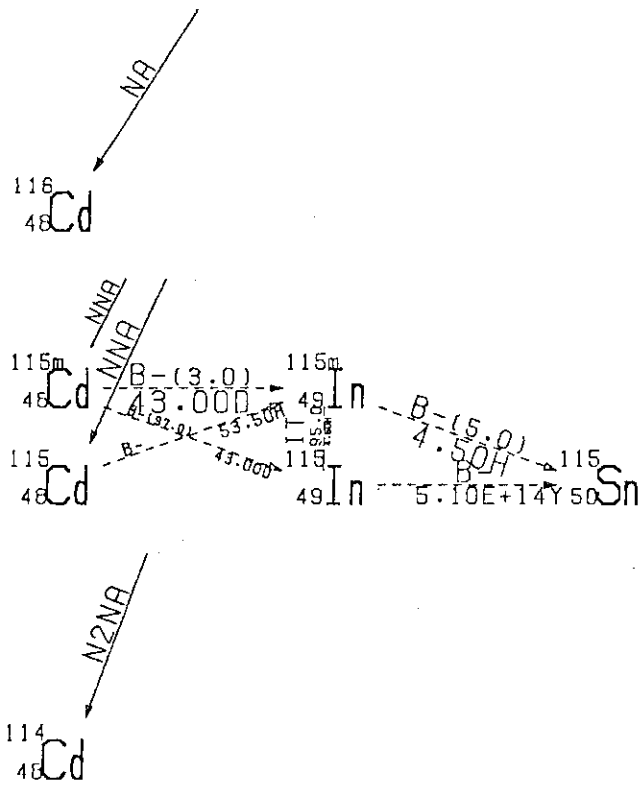
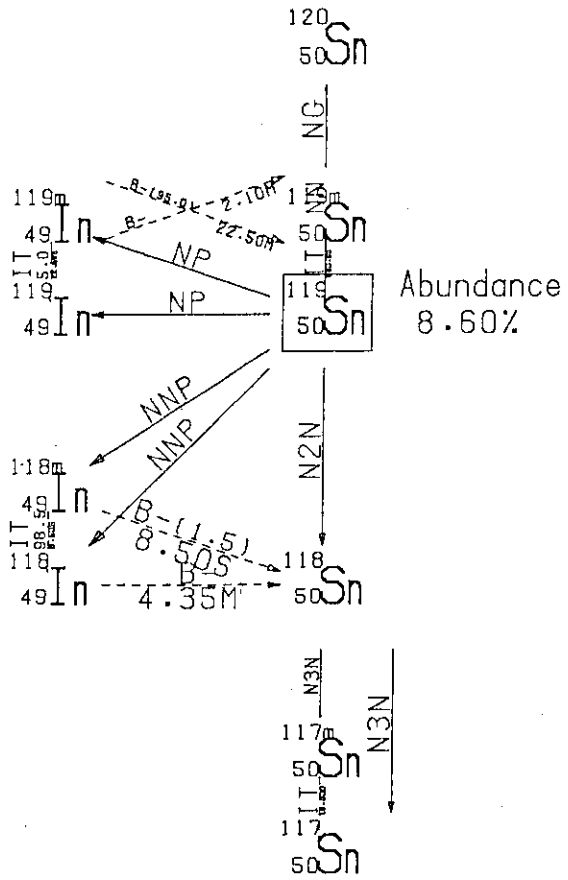
NUCLIDE	HALF LIFE	DECAY GAMMA-RAY ENERGY									
		YIELD (%)									
$^{116}_{49}\text{In}$	15.60 S	5.11E+05	1.29E+06	4.63E+05	1.25E+06	2.11E+06	1.60E+06	8.19E+05	9.32E+05	1.36E+06	2.23E+06
		0.00	1.30	0.25	0.09	0.02	0.02	0.01	0.01	0.01	0.01
$^{116m}_{49}\text{In}$	2.16 S	5.11E+05	1.29E+06	1.10E+06	4.17E+05	2.11E+06	8.19E+05	1.51E+06	1.30E+05	1.79E+06	3.55E+05
		0.00	85.02	55.71	32.41	15.01	11.66	10.25	3.33	2.44	0.86
$^{117}_{49}\text{In}$	45.00 M	5.11E+05	5.53E+05	1.59E+05	3.97E+05						
		0.00	99.72	86.76	0.14						
$^{117m}_{50}\text{Sn}$	14.00 D	5.11E+05	1.59E+05	1.56E+05							
		0.00	86.40	2.11							
$^{117m}_{49}\text{In}$	1.93 H	5.11E+05	3.15E+05	1.59E+05	8.62E+05						
		0.00	17.20	14.20	0.02						
$^{113m}_{48}\text{Cd}$	14.00 Y	5.11E+05	2.64E+05								
		0.00	0.02								

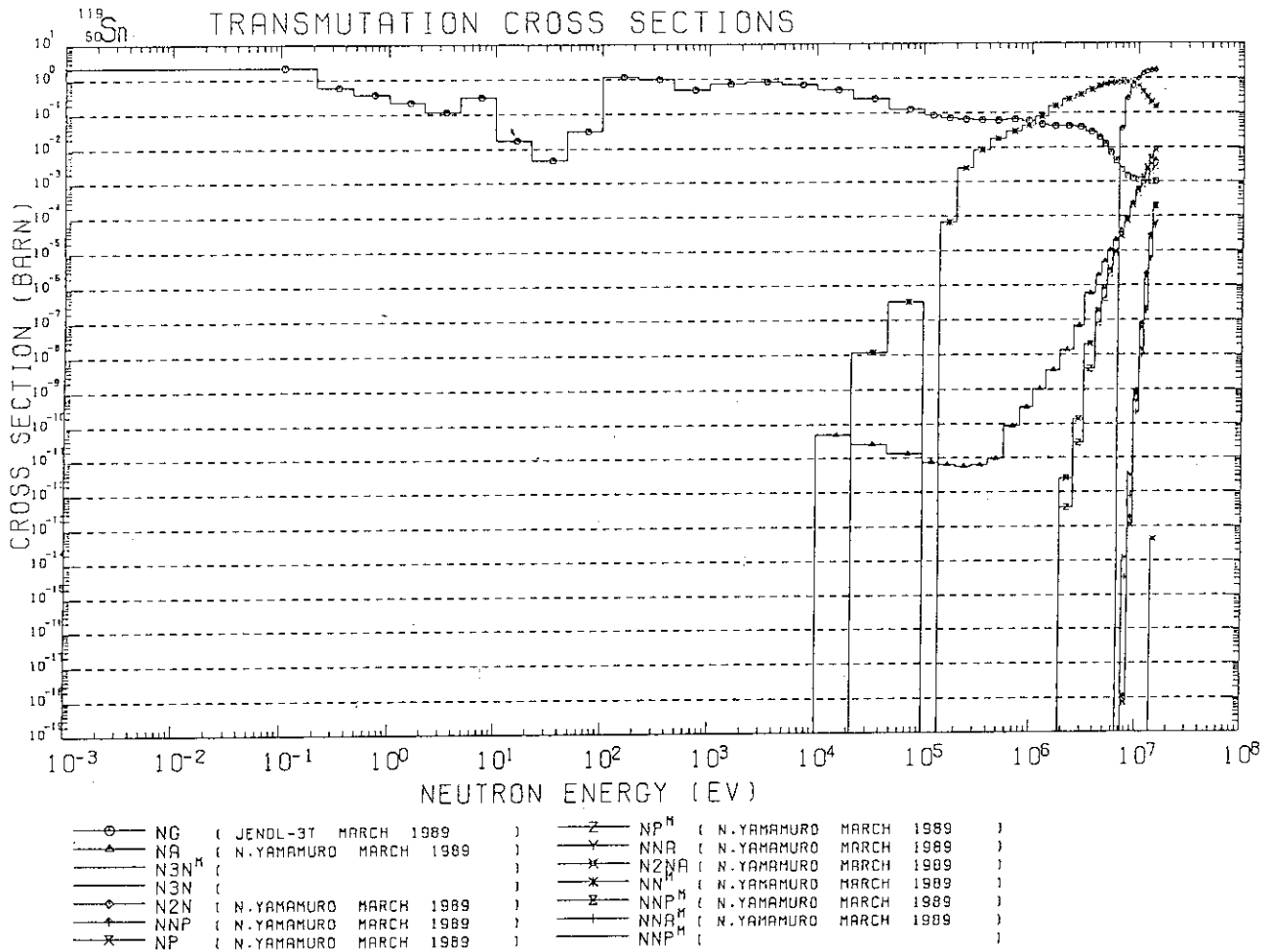




<sup>118</sup><sub>50</sub>Sn DECAY GAMMA-RAY TABLE

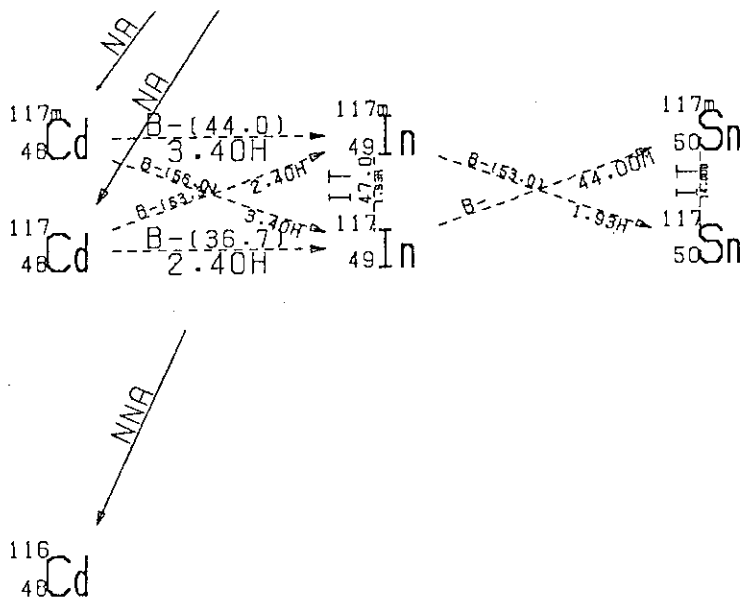
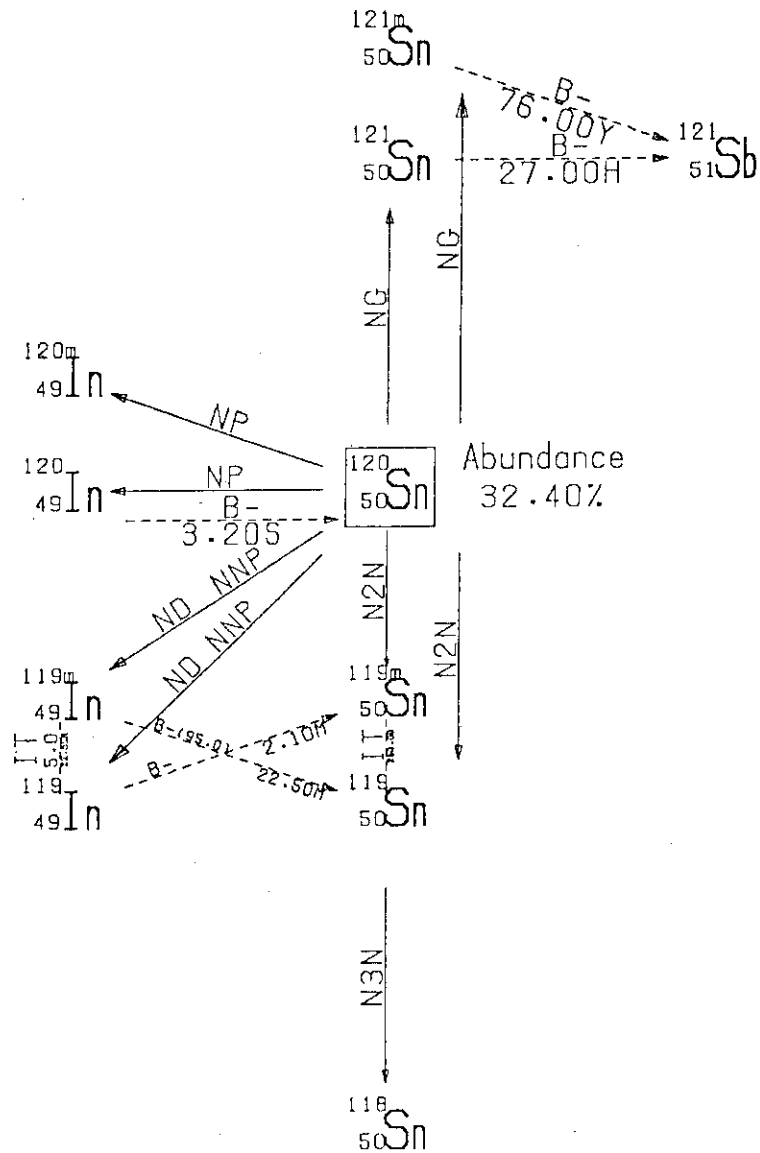
NUCLIDE	HALF LIFE	DECAY GAMMA-RAY ENERGY									
		YIELD (%)									
<sup>119m</sup> <sub>50</sub> Sn	250.0 D	5.11E+05	2.39E+04								
<sup>118</sup> <sub>48</sub> Cd	49.00 D	5.11E+05	9.34E+05	1.29E+06	4.84E+05						
<sup>115m</sup> <sub>49</sub> In	4.50 H	5.11E+05	3.36E+05	4.97E+05							
<sup>115</sup> <sub>49</sub> In	5.10E+14 Y										
<sup>115</sup> <sub>48</sub> Cd	59.50 H	5.11E+05	3.37E+05	6.28E+05	4.93E+05	2.62E+05	2.32E+05	2.67E+05			
<sup>117m</sup> <sub>49</sub> In	1.93 H	5.11E+05	3.15E+05	1.69E+05	8.62E+05						
<sup>117</sup> <sub>49</sub> In	45.00 M	5.11E+05	5.63E+05	1.69E+05	3.97E+05						
<sup>117</sup> <sub>50</sub> Sn	14.00 D	5.11E+05	1.69E+05	1.66E+05							
<sup>118</sup> <sub>49</sub> In	4.35 M	5.11E+05	1.23E+06	1.05E+06	6.03E+05	4.46E+05	1.26E+06	6.37E+05	2.04E+06	1.10E+06	8.14E+05
<sup>118m</sup> <sub>49</sub> In	8.50 S	5.11E+05	1.23E+06	1.05E+06	6.83E+05	4.46E+05	1.26E+06	6.37E+05	1.10E+06	2.04E+06	8.14E+05

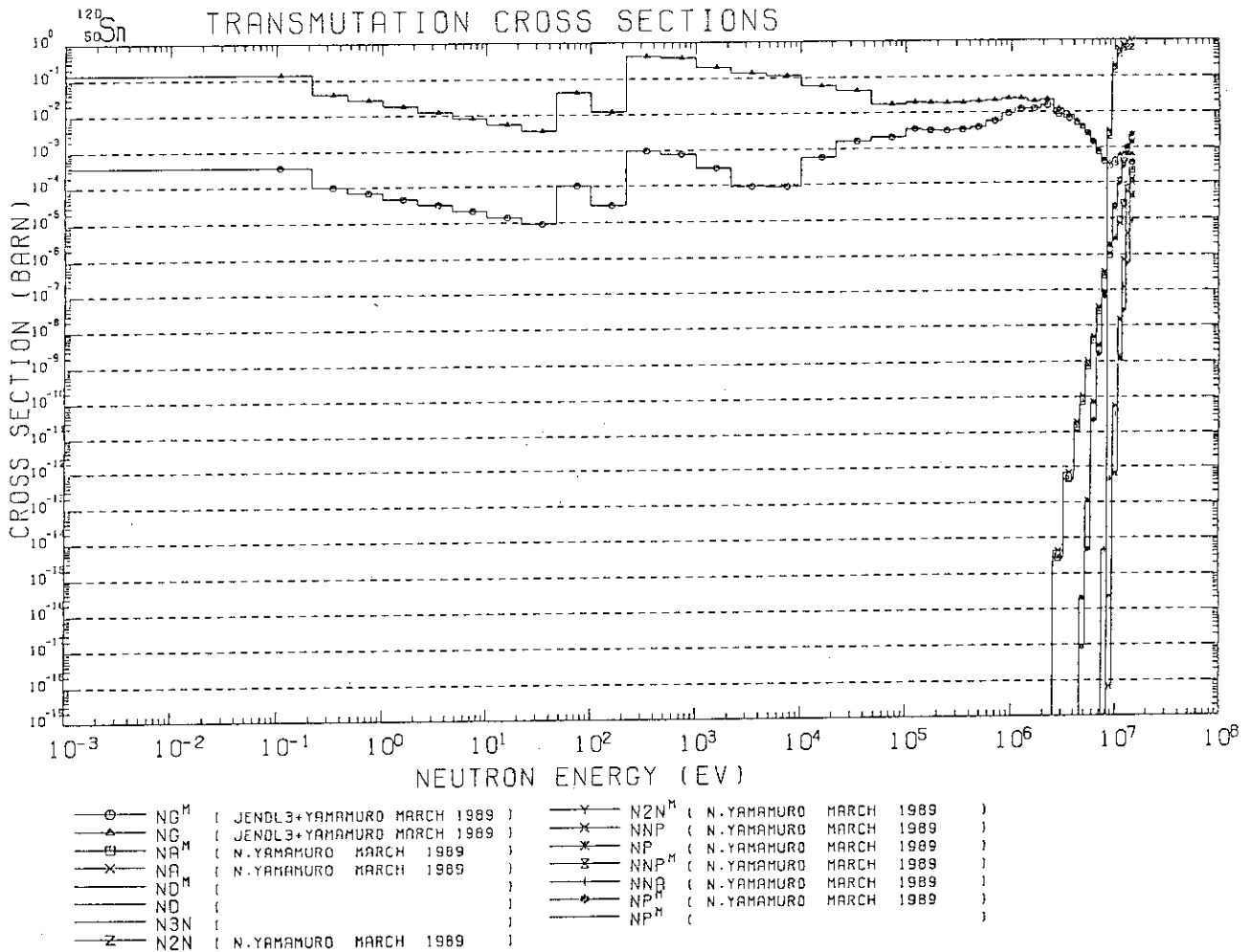




<sup>119</sup><sub>50</sub>Sn DECAY GAMMA-RAY TABLE

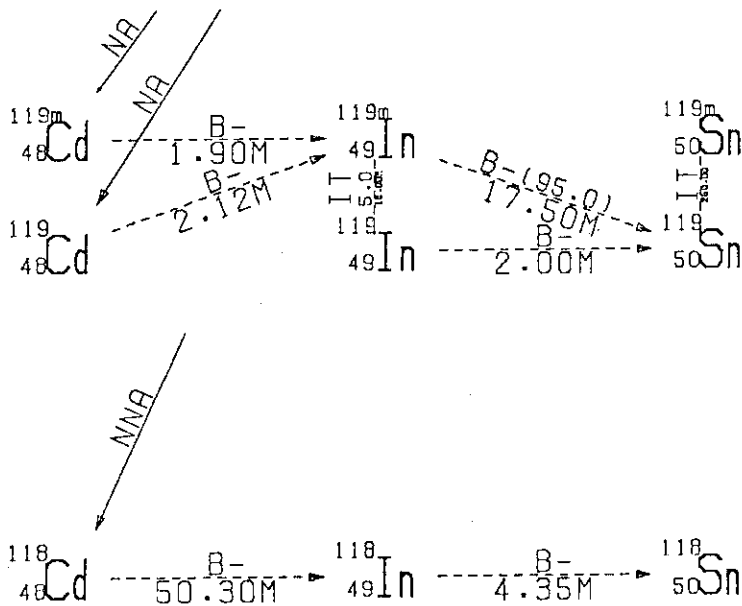
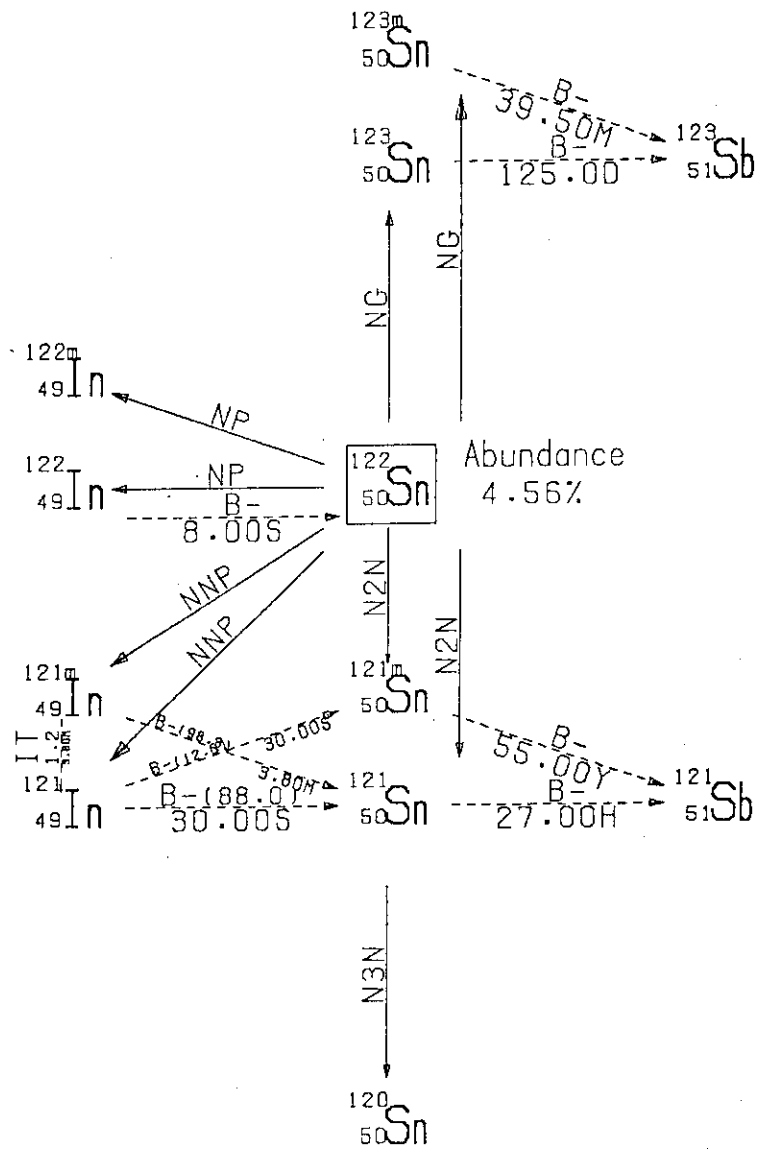
NUCLIDE	HALF LIFE	DECAY GAMMA-RAY ENERGY									
		YIELD (%)									
<sup>117m</sup> <sub>50</sub> Sn	15.00 D	5.11E+05	1.59E+05	1.56E+05							
		0.00	86.40	2.11							
<sup>119</sup> <sub>49</sub> In	2.10 M	5.11E+05	7.63E+05	6.97E+05	1.21E+06						
		0.00	99.11	0.49	0.44						
<sup>119m</sup> <sub>50</sub> Sn	250.0 D	5.11E+05	2.39E+04								
		0.00	16.20								
<sup>119m</sup> <sub>49</sub> In	22.50 M	5.11E+05	3.11E+05	1.07E+05	1.25E+05	1.16E+05	1.09E+05	1.23E+05	8.97E+05	9.21E+05	1.19E+06
		0.00	2.34	0.30	0.17	0.13	0.06	0.05	0.04	0.04	0.02
<sup>115m</sup> <sub>46</sub> Cd	43.00 D	5.11E+05	9.34E+05	1.29E+05	4.84E+05						
		0.00	1.70	0.77	0.25						
<sup>115m</sup> <sub>49</sub> In	4.50 H	5.11E+05	3.36E+05	4.97E+05							
		0.00	45.91	0.05							
<sup>115</sup> <sub>49</sub> In	5.10E+14Y										
<sup>116</sup> <sub>49</sub> In	4.35 M	5.11E+05	1.23E+05	1.05E+05	6.83E+05	4.46E+05	1.26E+05	6.37E+05	2.04E+05	1.10E+05	8.14E+05
		0.00	96.30	82.36	55.49	5.90	3.89	3.52	3.40	3.38	3.31
<sup>116m</sup> <sub>49</sub> In	8.50 S	5.11E+05	1.23E+05	1.05E+05	6.93E+05	4.46E+05	1.26E+05	6.37E+05	1.10E+05	2.04E+05	8.14E+05
		0.00	96.30	81.65	54.80	5.87	3.85	3.47	3.37	3.37	3.27
<sup>115</sup> <sub>46</sub> Cd	53.50 H	5.11E+05	9.97E+05	5.28E+05	4.93E+05	2.62E+05	2.32E+05	2.67E+05			
		0.00	50.11	30.28	8.58	1.87	0.81	0.08			

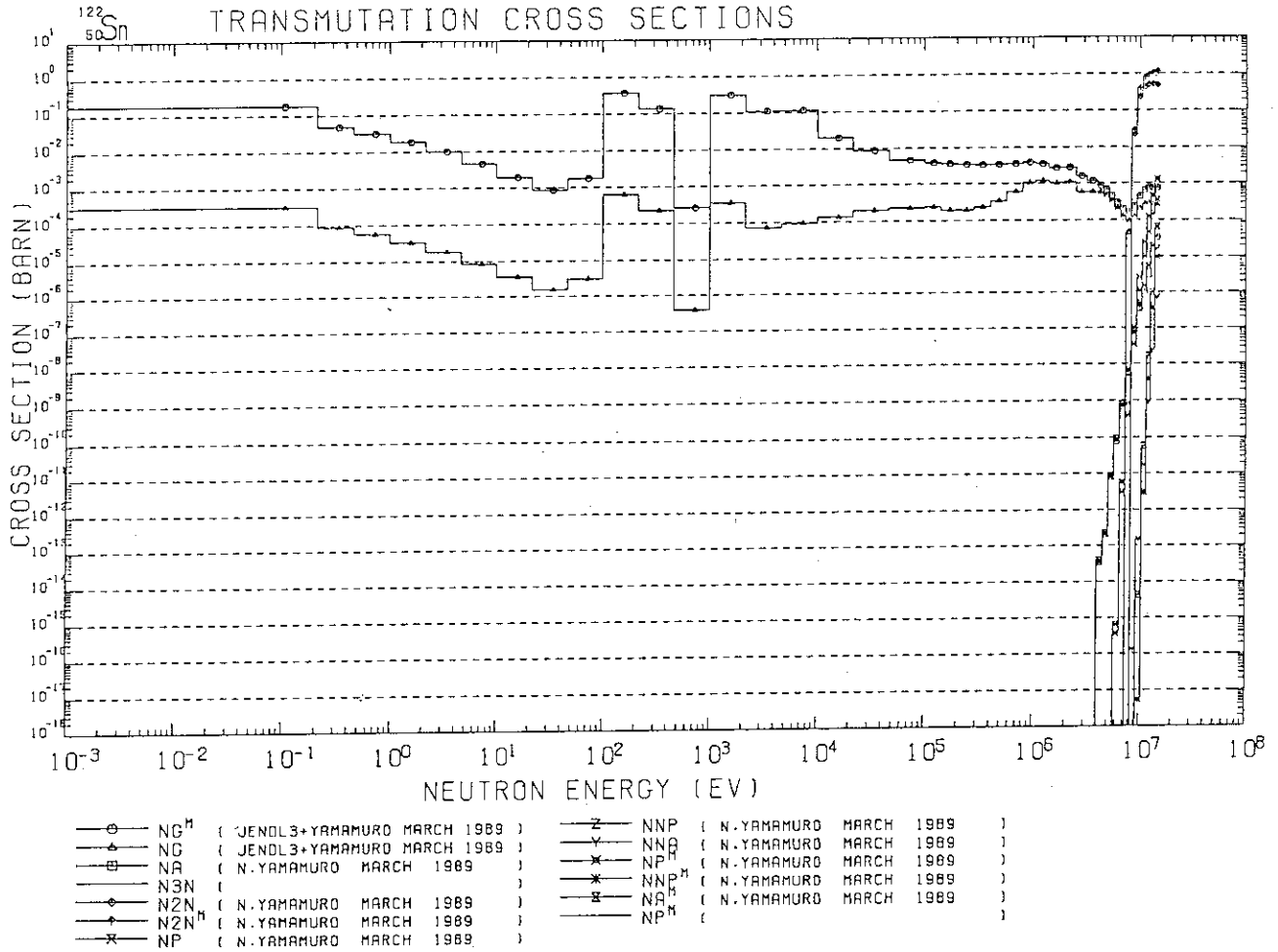




<sup>120</sup><sub>50</sub>Sn DECAY GAMMA-RAY TABLE

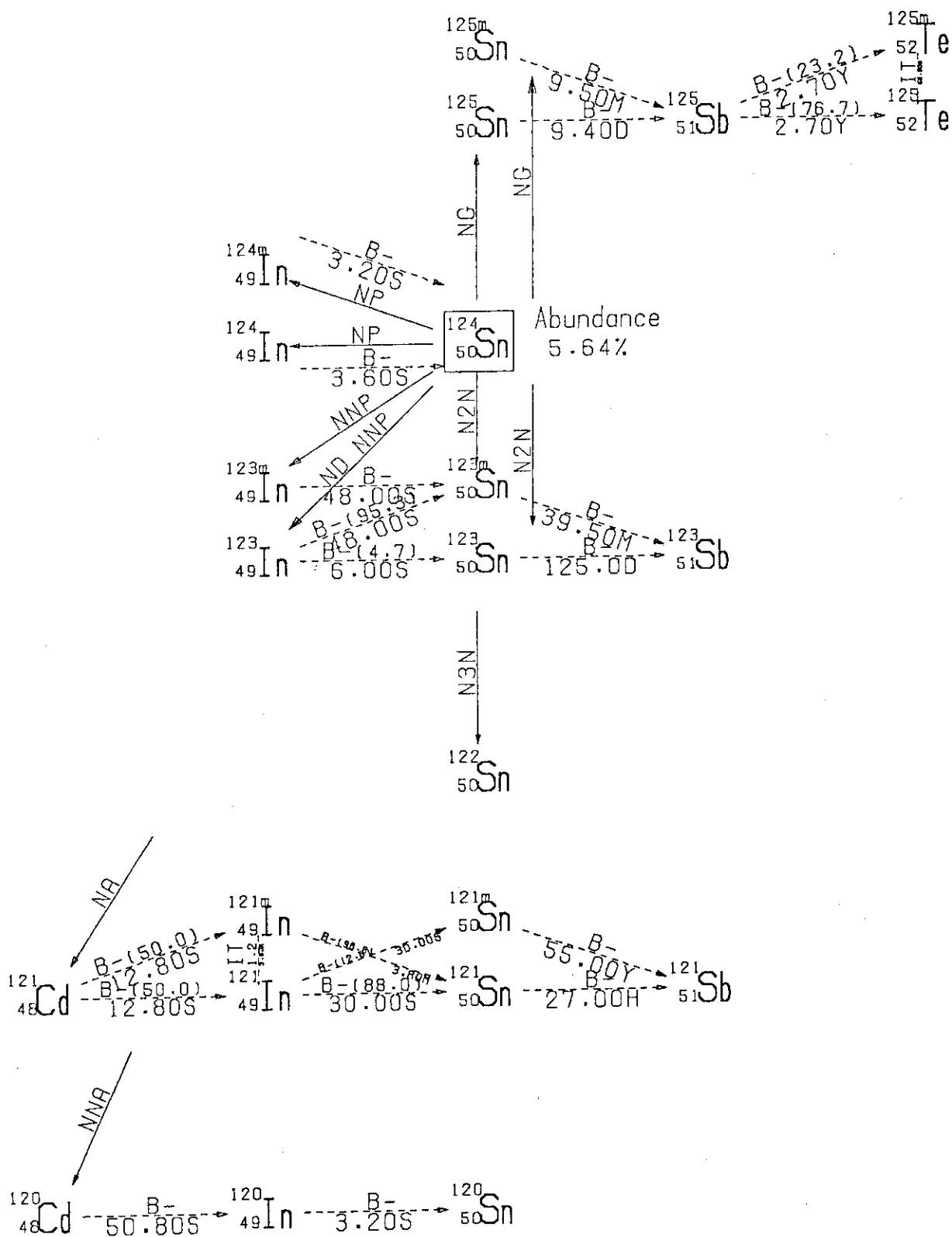
NUCLIDE	HALF LIFE	DECAY GAMMA-RAY ENERGY									
		YIELD (%)									
<sup>121m</sup> <sub>50</sub> Sn	76.00 Y	5.11E+05	3.71E+04								
		0.00	8.90								
<sup>121</sup> <sub>50</sub> Sn	27.00 H										
<sup>117m</sup> <sub>48</sub> Cd	3.40 H	5.11E+05	2.00E+06	1.07E+06	5.64E+05	1.49E+06	1.03E+06	1.23E+06	8.60E+05	2.32E+06	2.10E+06
		0.00	25.52	23.20	15.31	14.98	12.06	11.44	8.42	7.54	7.31
<sup>117g</sup> <sub>49</sub> In	1.93 H	5.11E+05	3.15E+05	1.58E+05	0.52E+05						
		0.00	17.20	14.20	0.02						
<sup>117</sup> <sub>49</sub> In	44.00 M	5.11E+05	5.53E+05	1.58E+06	3.97E+05						
		0.00	99.72	86.75	0.14						
<sup>117m</sup> <sub>50</sub> Sn	14.00 D	5.11E+05	1.59E+05	1.66E+05							
		0.00	66.40	2.11							
<sup>119m</sup> <sub>49</sub> In	22.50 M	5.11E+05	9.11E+05	1.07E+06	1.25E+06	1.18E+06	1.09E+06	1.23E+06	8.97E+05	9.21E+06	1.19E+06
		0.00	7.34	0.30	0.17	0.13	0.06	0.05	0.04	0.04	0.02
<sup>119</sup> <sub>49</sub> In	2.10 M	5.11E+05	7.63E+05	6.97E+05	1.21E+06						
		0.00	99.11	0.48	0.44						
<sup>119m</sup> <sub>50</sub> Sn	250.0 D	5.11E+05	2.29E+04								
		0.00	16.20								
<sup>120</sup> <sub>49</sub> In	3.20 S	5.11E+05	1.17E+06	1.02E+06	8.64E+05	1.29E+06	1.97E+05	9.65E+05	7.14E+05	2.01E+06	8.99E+04
		0.00	97.11	60.40	30.90	10.83	7.92	7.91	6.93	6.97	6.33
<sup>117</sup> <sub>48</sub> Cd	2.40 H	5.11E+05	2.79E+05	1.30E+06	3.44E+05	3.15E+05	1.58E+06	4.34E+05	1.05E+06	8.81E+05	8.97E+04
		0.00	29.30	18.46	17.87	17.20	11.31	10.58	4.39	9.46	3.37

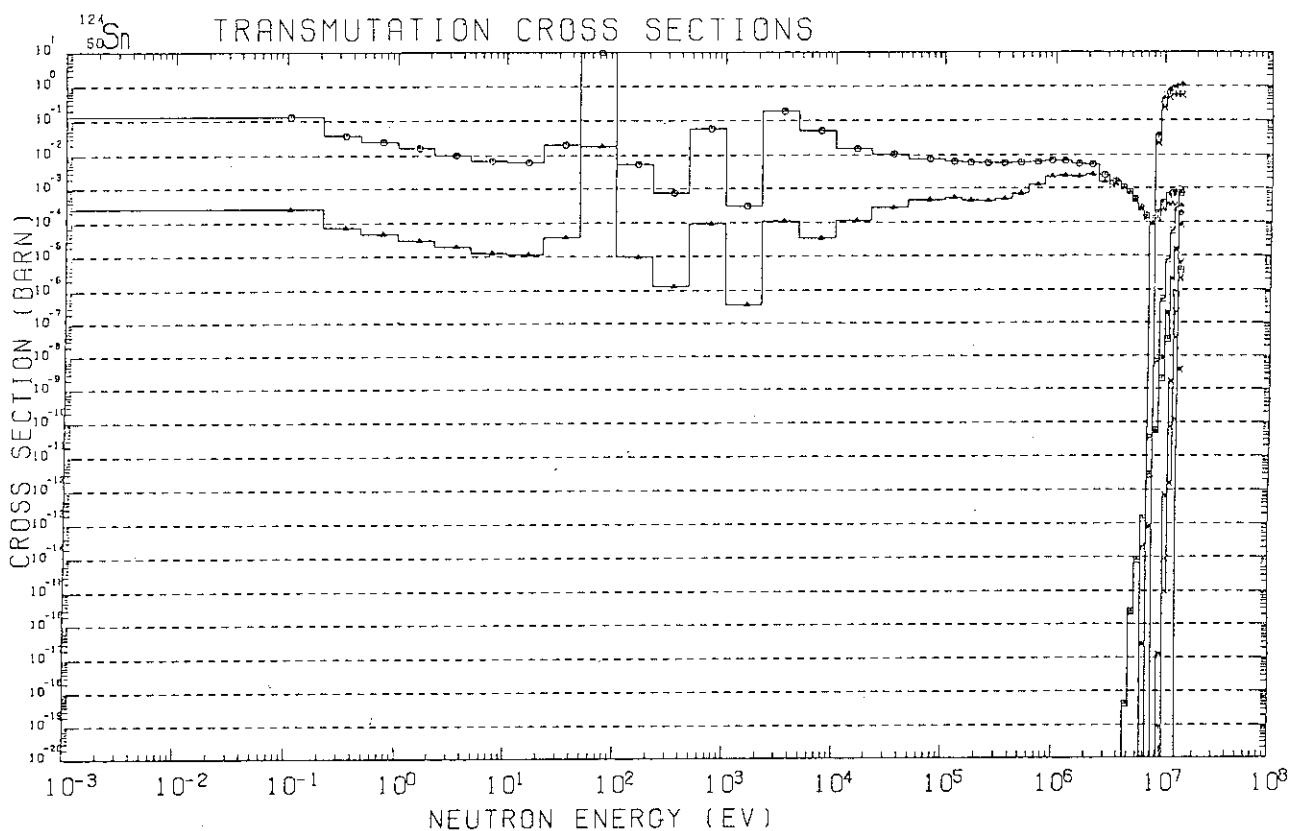




<sup>122</sup><sub>50</sub>Sn DECAY GAMMA-RAY TABLE

NUCLIDE	HALF LIFE	DECAY GAMMA-RAY ENERGY									
		YIELD (%)									
<sup>122</sup> <sub>50</sub> Sn	39.50 M	6.11E+05	1.60E+05	3.82E+05	6.42E+05	6.52E+05					
		0.00	85.52	0.04	0.03	0.01					
<sup>123</sup> <sub>50</sub> Sn	125.0 D	5.11E+05	1.09E+05	1.03E+05							
		0.00	0.60	0.03							
<sup>119</sup> <sub>49</sub> In	2.12 M	5.11E+05	2.93E+05	3.43E+05	1.81E+06	1.76E+06	1.72E+06	1.32E+06	1.34E+05	1.05E+06	2.35E+05
		0.00	25.50	13.15	6.08	7.85	7.24	7.04	5.25	5.10	2.59
<sup>119m</sup> <sub>49</sub> In	18.00 M	5.11E+05	3.11E+05	1.07E+05	1.25E+06	1.18E+06	1.09E+06	1.23E+06	8.87E+05	8.21E+05	1.19E+06
		0.00	2.34	0.30	0.17	0.13	0.05	0.05	0.64	0.04	0.02
<sup>116m</sup> <sub>50</sub> Sn	250.0 D	5.11E+05	2.39E+04								
		0.00	16.20								
<sup>119</sup> <sub>49</sub> In	2.00 M	5.11E+05	7.83E+05	6.97E+05	1.21E+06						
		0.00	99.11	0.49	0.44						
<sup>121</sup> <sub>50</sub> Sn	55.00 Y	5.11E+05	3.71E+04								
		0.00	8.30								
<sup>122</sup> <sub>49</sub> In	8.00 S	5.11E+05	1.14E+05	1.00E+06	1.19E+06	1.04E+05					
		0.00	100.00	56.11	16.22	5.61					
<sup>121</sup> <sub>49</sub> In	30.00 S	5.11E+05	9.26E+05	6.03E+04	2.62E+05	6.57E+05	9.19E+05	9.69E+05	1.09E+06	8.08E+05	5.84E+04
		0.00	87.60	21.00	7.95	7.15	4.23	1.11	0.34	0.22	0.19
<sup>121</sup> <sub>50</sub> Sn	27.00 H										
<sup>115m</sup> <sub>49</sub> In	1.90 M	5.11E+05	1.02E+06	2.02E+06	7.21E+05	1.20E+06	4.22E+05	1.12E+06	1.34E+05	9.23E+05	1.35E+06
		0.00	28.00	23.69	20.27	14.88	10.77	10.38	8.03	7.54	7.24
<sup>119</sup> <sub>49</sub> In	50.30 M										
<sup>118</sup> <sub>49</sub> In	4.35 M	5.11E+05	1.23E+06	1.05E+06	6.83E+05	4.46E+05	1.26E+06	6.37E+05	2.04E+06	1.10E+06	8.14E+05
		0.00	96.30	82.36	65.49	5.90	3.69	3.52	3.40	3.38	3.31
<sup>121m</sup> <sub>49</sub> In	3.80 M	5.11E+05	8.01E+04	1.04E+05	1.10E+06	1.12E+06	3.21E+05	9.09E+05	2.80E+06	2.86E+06	3.05E+06
		0.00	21.00	1.18	0.95	0.62	0.62	0.34	0.12	0.11	0.09

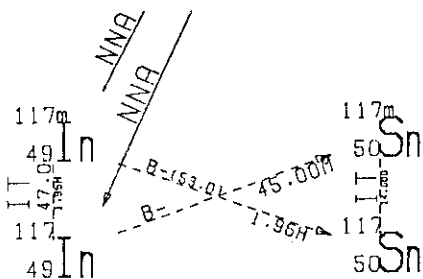
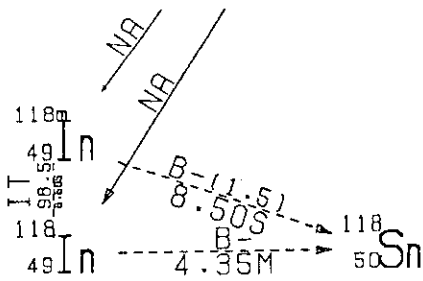
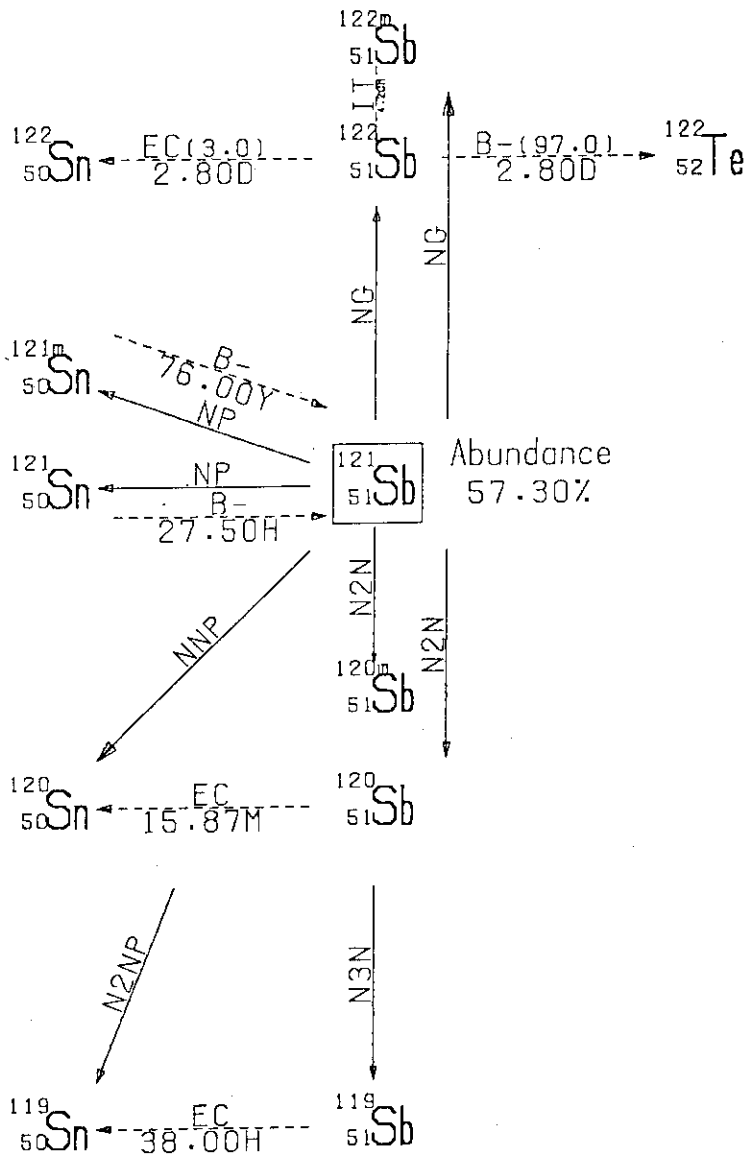


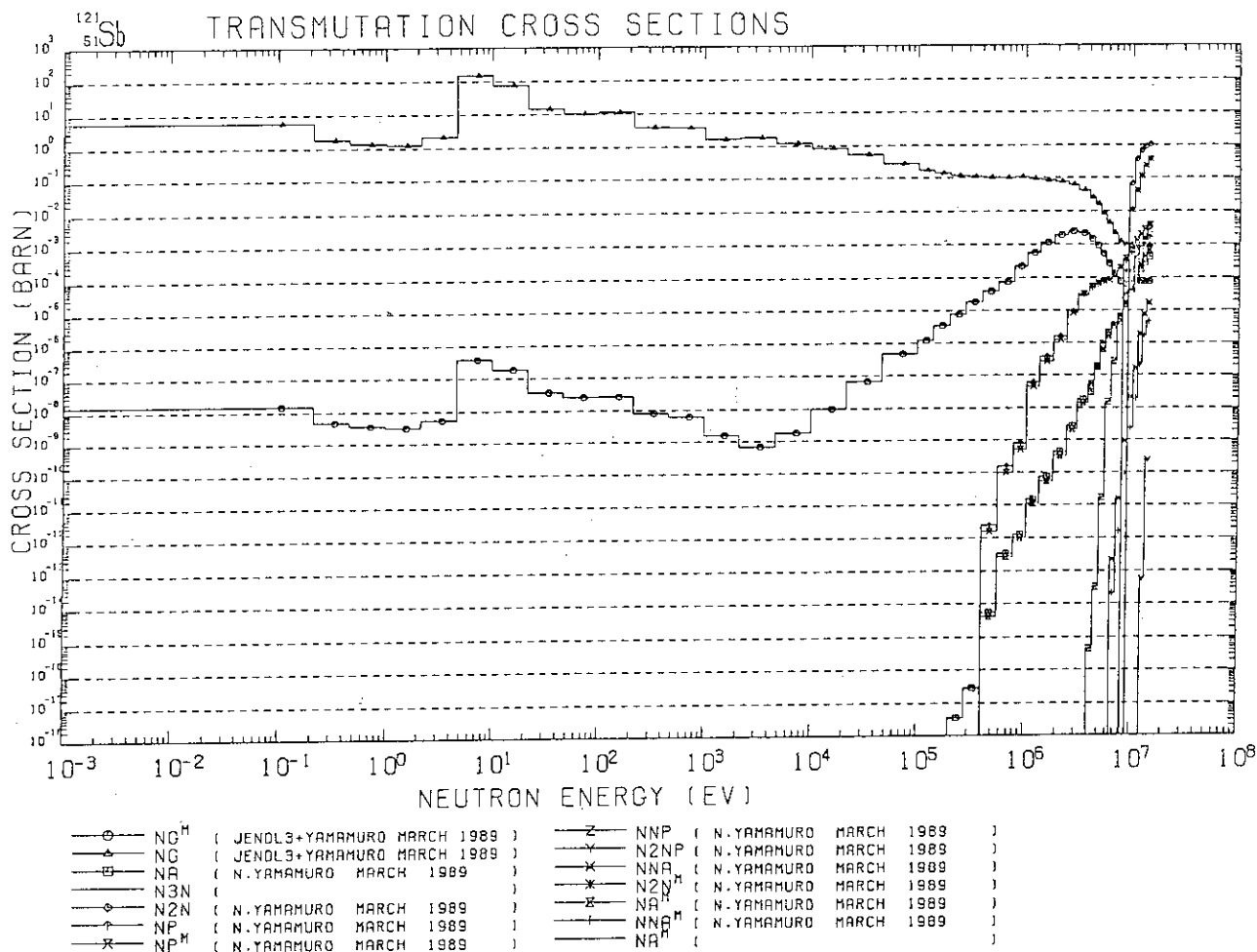


- NG<sup>H</sup> ( JENDL3+YAMAMURO MARCH 1985 )
- △ NG ( JENDL3+YAMAMURO MARCH 1989 )
- NA ( N.YAMAMURO MARCH 1989 )
- ◇ NO ( )
- N3N ( N.YAMAMURO MARCH 1989 )
- △ N2N ( N.YAMAMURO MARCH 1989 )
- × N2N<sup>H</sup> ( N.YAMAMURO MARCH 1989 )
- △ NP ( N.YAMAMURO MARCH 1989 )
- ◇ NNP ( N.YAMAMURO MARCH 1989 )
- × NN<sup>H</sup> ( N.YAMAMURO MARCH 1989 )
- △ NP<sup>H</sup> ( N.YAMAMURO MARCH 1989 )
- ◇ NNP<sup>H</sup> ( N.YAMAMURO MARCH 1989 )

<sup>124</sup><sub>50</sub>Sn DECAY GAMMA-RAY TABLE

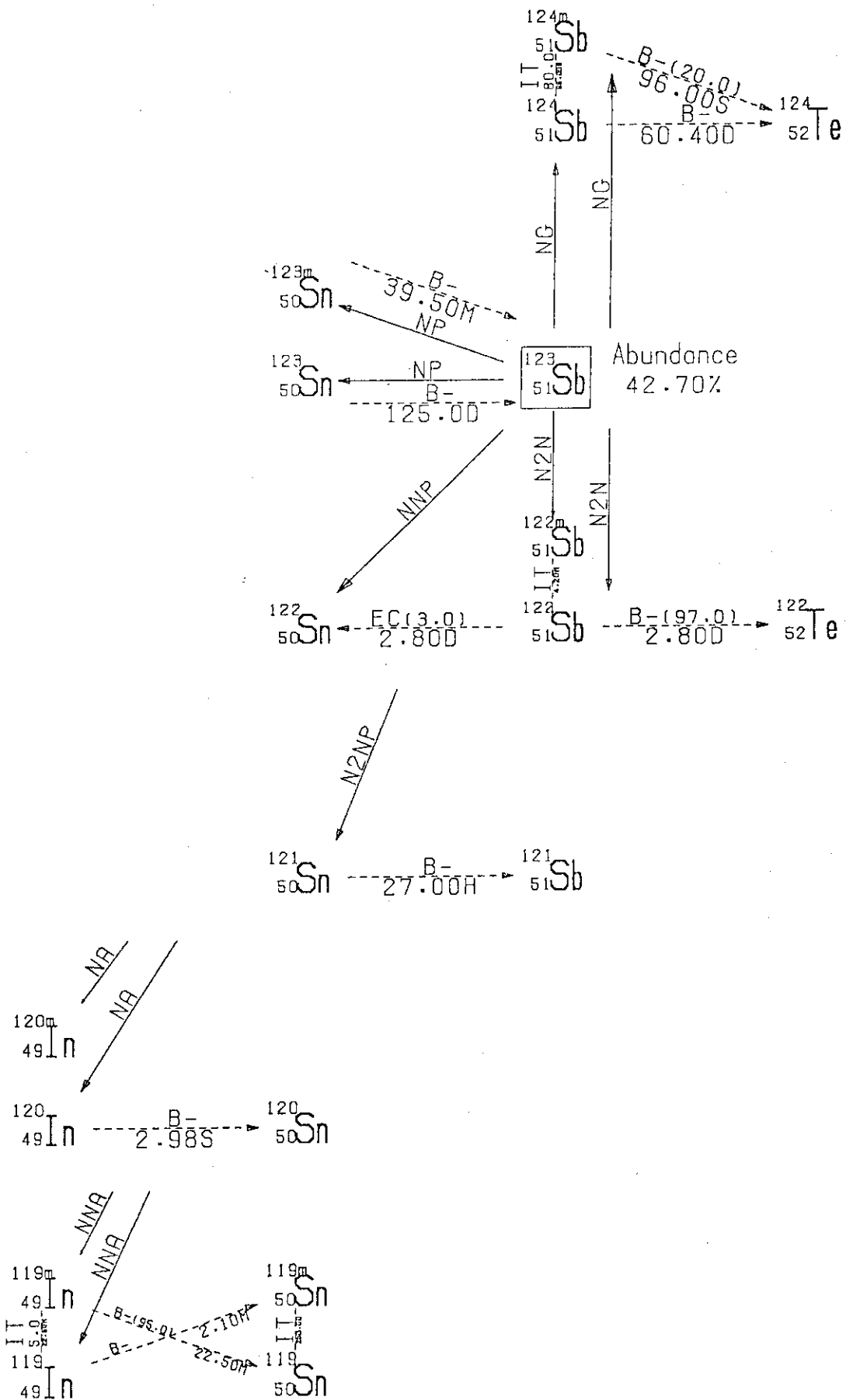
NUCLIDE	HALF LIFE	DECAY GAMMA-RAY ENERGY									
		YIELD (%)									
<sup>124</sup> <sub>50</sub> Sn	9.50 H	6.11E+05	3.32E+05	1.40E+06	5.90E+05	1.40E+06	8.43E+05	1.31E+06	1.01E+06	3.08E+05	1.02E+06
		0.00	97.01	0.77	0.10	0.18	0.13	0.12	0.11	0.09	0.08
<sup>125</sup> <sub>50</sub> Sn	9.40 D	5.11E+05	1.07E+06	1.09E+05	2.93E+05	9.15E+05	2.03E+06	4.79E+05	3.32E+05	8.00E+05	1.00E+06
		0.00	2.32	4.43	1.05	3.97	2.21	1.44	1.20	1.01	0.98
<sup>121</sup> <sub>48</sub> Cd	12.00 S	5.11E+05	5.25E+05	6.42E+04	1.46E+06	1.02E+06	1.04E+06	2.03E+05	7.67E+05	3.45E+05	1.00E+06
		0.00	100.00	39.20	32.90	33.00	27.80	78.90	26.00	25.10	24.20
<sup>121</sup> <sub>49</sub> In	3.80 M	5.11E+05	6.01E+04	1.04E+06	1.10E+06	1.12E+06	3.21E+05	9.09E+05	2.60E+06	2.06E+06	3.06E+05
		0.00	21.00	1.16	0.95	0.67	0.52	0.34	0.17	0.11	0.09
<sup>121</sup> <sub>49</sub> In	30.00 S	5.11E+05	8.28E+05	6.03E+04	2.62E+05	6.67E+05	9.19E+05	6.69E+05	1.09E+06	1.05E+05	6.84E+04
		0.00	87.59	21.00	2.95	7.15	4.73	1.11	0.24	0.22	0.19
<sup>121</sup> <sub>50</sub> Sn	55.00 Y	5.11E+05	3.71E+04								
		0.00	0.30								
<sup>121</sup> <sub>50</sub> Sn	27.00 H										
<sup>123</sup> <sub>49</sub> In	48.00 S	5.11E+05	1.13E+05	1.02E+06	8.19E+05	8.48E+05	1.38E+06	5.39E+05	9.67E+05	8.31E+05	2.00E+06
		0.00	83.40	32.40	7.84	1.53	1.13	0.91	0.41	0.31	0.28
<sup>122</sup> <sub>50</sub> Sn	125.0 D	5.11E+05	1.09E+06	1.03E+06							
		0.00	0.60	0.03							
<sup>124</sup> <sub>48</sub> In	3.60 S										
<sup>125</sup> <sub>50</sub> Sn	2.70 Y	5.11E+05	4.28E+05	6.01E+05	8.38E+05	4.61E+05	1.28E+05	6.07E+05	8.12E+05	3.81E+05	1.22E+05
		0.00	30.10	19.61	11.94	10.64	4.80	4.88	1.78	1.64	1.06
<sup>126</sup> <sub>52</sub> Te	58.00 D	5.11E+05	1.09E+05								
		0.00	0.77								
<sup>125</sup> <sub>48</sub> Cd	50.90 S										
<sup>120</sup> <sub>49</sub> In	3.20 S	5.11E+05	1.17E+06	1.02E+06	8.64E+05	1.26E+06	1.57E+05	9.65E+05	7.14E+05	1.01E+06	8.99E+04
		0.00	97.11	80.40	39.30	10.83	7.92	7.91	6.93	6.37	8.33
<sup>124</sup> <sub>49</sub> In	3.20 S										
<sup>123</sup> <sub>49</sub> In	48.00 S										
<sup>122</sup> <sub>50</sub> Sn	39.50 M	5.11E+05	1.80E+05	3.87E+05	5.42E+05	5.57E+05					
		0.00	85.57	0.04	0.03	0.01					

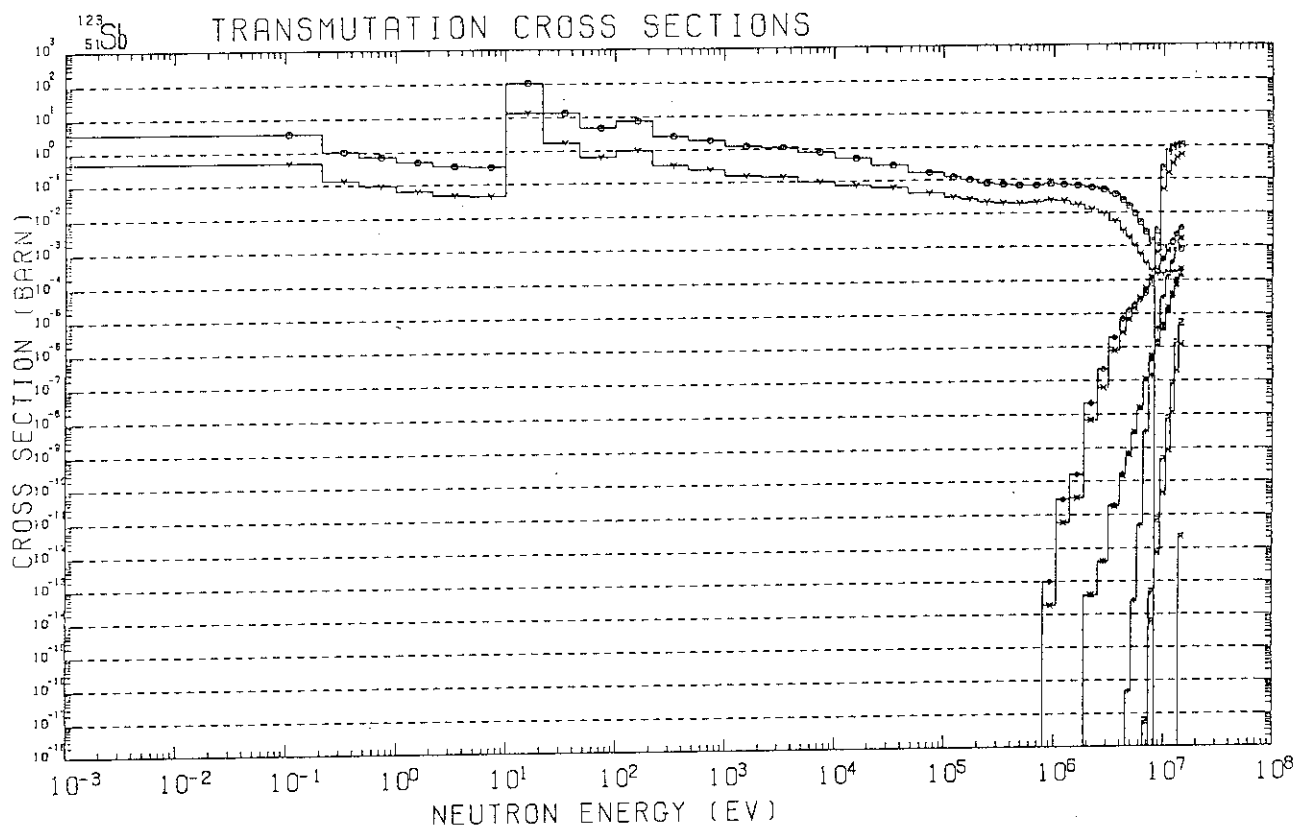




<sup>121</sup><sub>51</sub>Sb DECAY GAMMA-RAY TABLE

NUCLIDE	HALF LIFE	DECAY GAMMA-RAY ENERGY									
		YIELD (%)									
<sup>122</sup> <sub>51</sub> Sb	4.20 M	5.11E+05	8.15E+04	7.61E+04	2.52E+04						
		0.00	44.42	18.43	9.95						
<sup>122</sup> <sub>51</sub> Sb	2.80 D	6.11E+05	5.64E+05	6.99E+05	1.14E+06	1.28E+06	7.93E+05	1.75E+06	1.19E+06		
		0.00	70.46	3.92	0.62	0.77	0.01	0.01	0.00		
<sup>119</sup> <sub>51</sub> Sb	38.00 H	5.11E+05	2.38E+04								
		0.00	16.23								
<sup>120</sup> <sub>51</sub> Sb	15.87 M	5.11E+05	1.17E+06	7.03E+05	9.80E+05						
		87.00	2.16	0.27	0.11						
<sup>121</sup> <sub>50</sub> Sn	27.50 H	5.11E+05	3.71E+04								
		0.00	6.30								
<sup>117</sup> <sub>49</sub> In	45.00 M	5.11E+05	5.53E+05	1.59E+05	3.97E+05						
		0.00	99.72	85.76	0.14						
<sup>117</sup> <sub>50</sub> Sn	14.00 D	5.11E+05	1.59E+05	1.56E+05							
		0.00	86.40	2.11							
<sup>118</sup> <sub>49</sub> In	4.35 M	5.11E+05	1.23E+06	1.05E+06	6.83E+05	4.46E+05	1.26E+06	6.37E+05	2.04E+06	1.10E+06	8.14E+05
		0.00	95.30	82.36	55.49	5.90	3.89	3.52	3.40	3.38	3.31
<sup>118</sup> <sub>49</sub> In	8.50 S	5.11E+05	1.23E+06	1.05E+06	6.83E+05	4.46E+05	1.26E+06	6.37E+05	1.10E+06	2.04E+06	8.14E+05
		0.00	95.30	81.86	54.88	5.87	3.85	3.47	3.27	3.37	3.27
<sup>117</sup> <sub>49</sub> In	1.96 H	5.11E+05	3.15E+05	1.59E+05	8.82E+05						
		0.00	17.20	14.20	0.02						

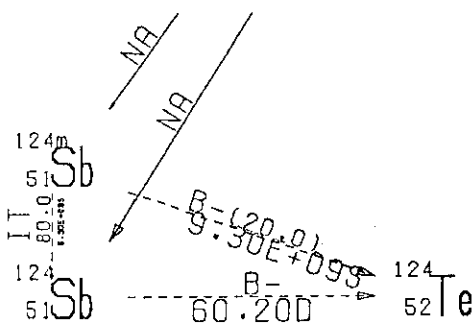
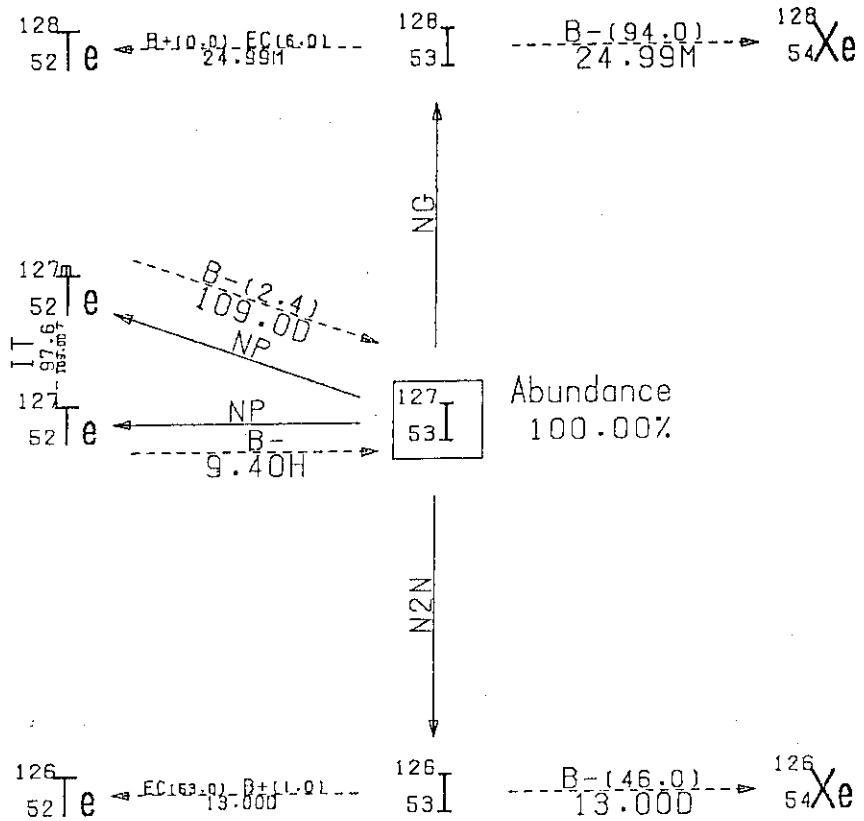


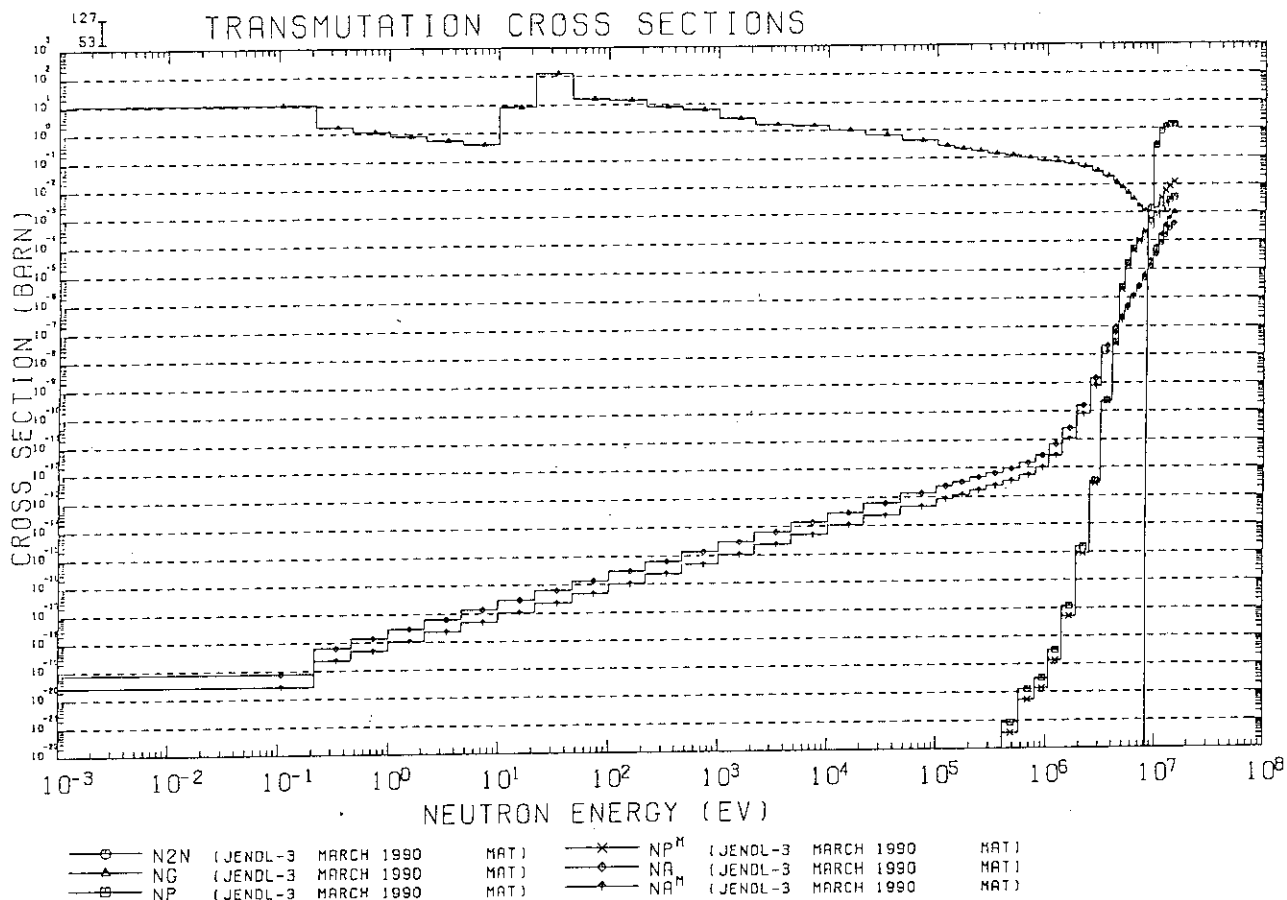


- NG ( JENDL3+YAMAMURO MARCH 1989 )
- △ NA ( N.YAMAMURO MARCH 1989 )
- N2N ( N.YAMAMURO MARCH 1989 )
- × N2N<sup>M</sup> ( N.YAMAMURO MARCH 1989 )
- ◇ NP ( N.YAMAMURO MARCH 1989 )
- ▽ NNP ( N.YAMAMURO MARCH 1989 )
- ☆ N2NP ( N.YAMAMURO MARCH 1989 )
- Z ( N.YAMAMURO MARCH 1989 )
- Y ( JENDL3+YAMAMURO MARCH 1989 )
- X ( N.YAMAMURO MARCH 1989 )
- \* ( N.YAMAMURO MARCH 1989 )
- □ ( N.YAMAMURO MARCH 1989 )
- ▽ ( N.YAMAMURO MARCH 1989 )
- ( )
- ( )

<sup>123</sup><sub>51</sub>Sb DECAY GAMMA-RAY TABLE

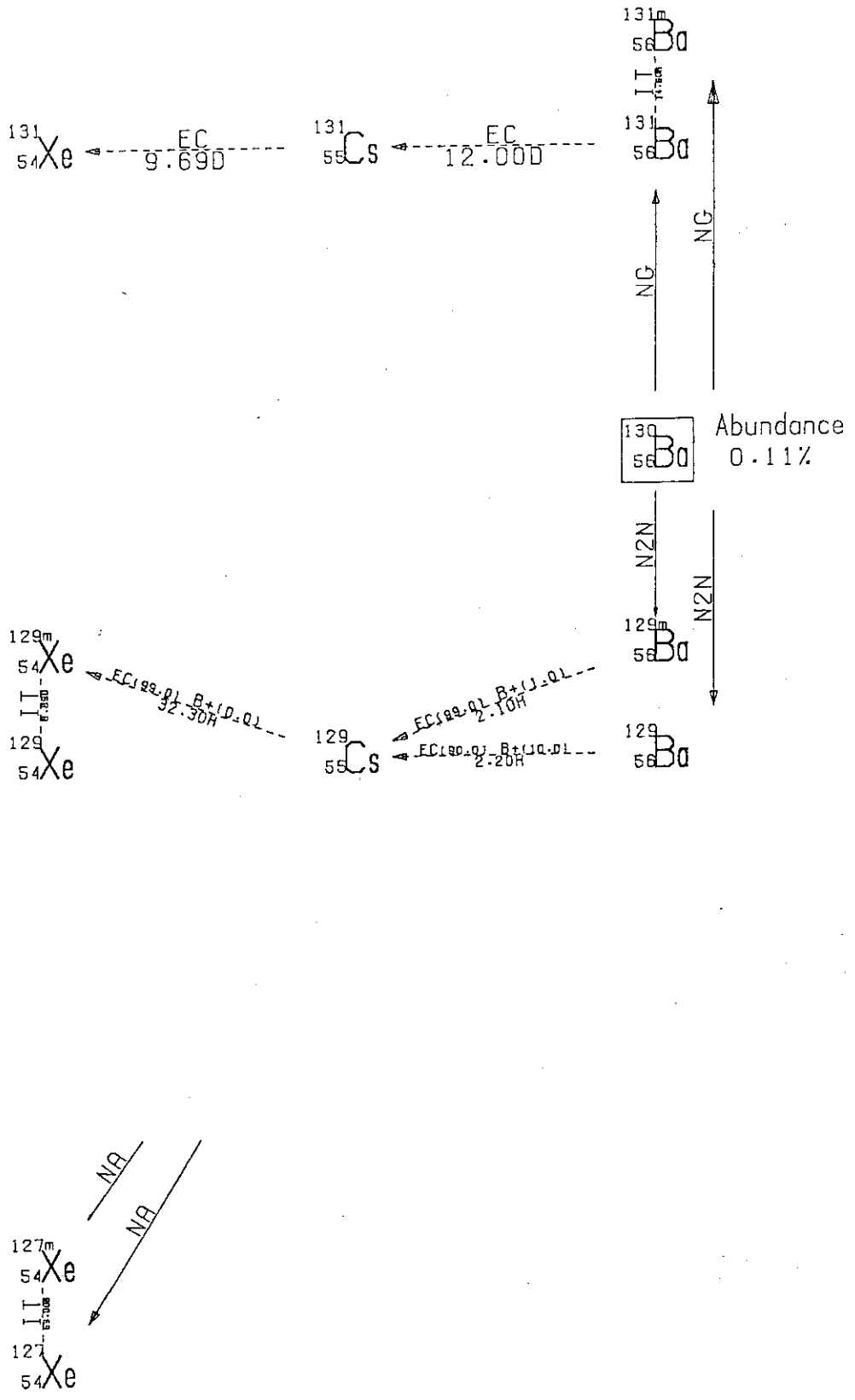
NUCLIDE	HALF LIFE	DECAY GAMMA-RAY ENERGY										
		YIELD (%)										
<sup>123</sup> <sub>51</sub> Sb	96.00 S	5.11E+05	8.03E+05	6.46E+05	4.08E+05	1.10E+06						
		0.00	20.50	20.50	20.17	0.33						
<sup>124</sup> <sub>51</sub> Sb	60.40 D	5.11E+05	8.03E+05	1.89E+06	7.23E+05	6.46E+05	2.09E+06	1.37E+06	7.14E+05	9.68E+05	1.05E+06	
		0.00	98.30	50.41	10.97	7.40	5.76	2.72	2.39	2.00	1.09	
<sup>120</sup> <sub>49</sub> In	2.98 S	5.11E+05	1.17E+06	1.02E+06	8.64E+05	1.29E+06	1.97E+05	9.65E+05	7.14E+05	2.01E+06	8.99E+04	
		0.00	97.11	50.40	30.30	10.63	7.92	7.91	6.93	6.37	6.33	
<sup>122</sup> <sub>51</sub> Sb	4.20 M	5.11E+05	6.15E+04	7.61E+04	2.52E+04							
		0.00	44.42	18.43	9.95							
<sup>122</sup> <sub>51</sub> Sb	2.80 D	5.11E+05	5.64E+05	6.93E+05	1.14E+06	1.26E+06	7.93E+05	1.75E+06	1.19E+06			
		0.00	70.40	3.92	0.82	0.77	0.01	0.01	0.00			
<sup>123</sup> <sub>50</sub> Sn	125.0 D	5.11E+05	1.09E+06	1.03E+06								
		0.00	0.80	0.03								
<sup>121</sup> <sub>50</sub> Sn	27.00 H											
<sup>119</sup> <sub>49</sub> In	2.10 M	5.11E+05	7.63E+05	6.97E+05	1.21E+06							
		0.00	99.11	0.49	0.44							
<sup>119</sup> <sub>50</sub> Sn	250.0 D	5.11E+05	2.39E+04									
		0.00	16.20									
<sup>123</sup> <sub>50</sub> Sn	39.50 M	5.11E+05	1.60E+05	3.82E+05	5.42E+05	5.52E+05						
		0.00	85.52	0.04	0.03	0.01						
<sup>119</sup> <sub>49</sub> In	22.50 M	5.11E+05	3.11E+05	1.07E+06	1.25E+06	1.16E+06	1.09E+06	1.23E+06	8.97E+05	9.21E+05	1.19E+06	
		0.00	2.24	0.30	0.17	0.13	0.06	0.05	0.04	0.04	0.02	

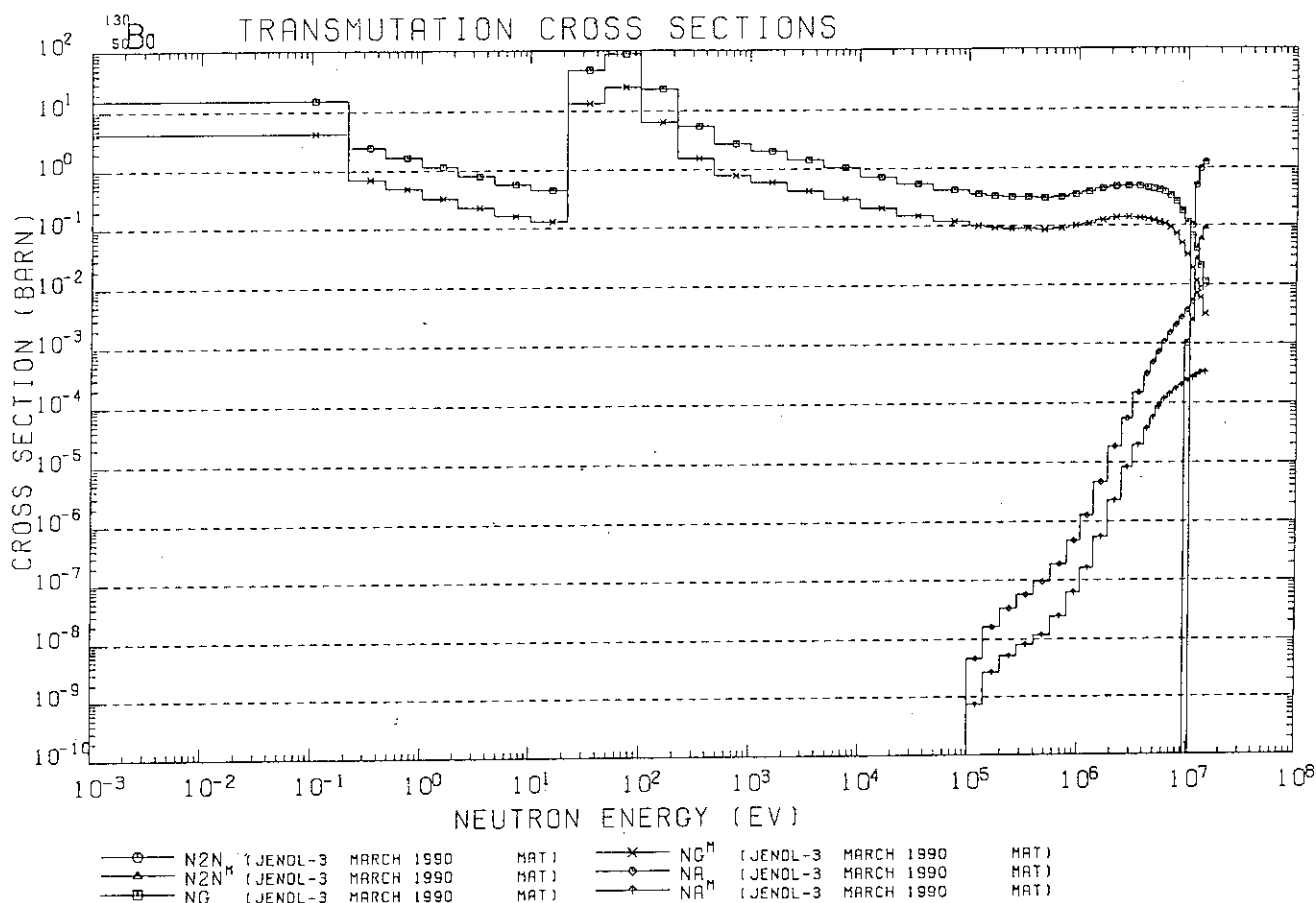




<sup>127</sup><sub>53</sub>I DECAY GAMMA-RAY TABLE

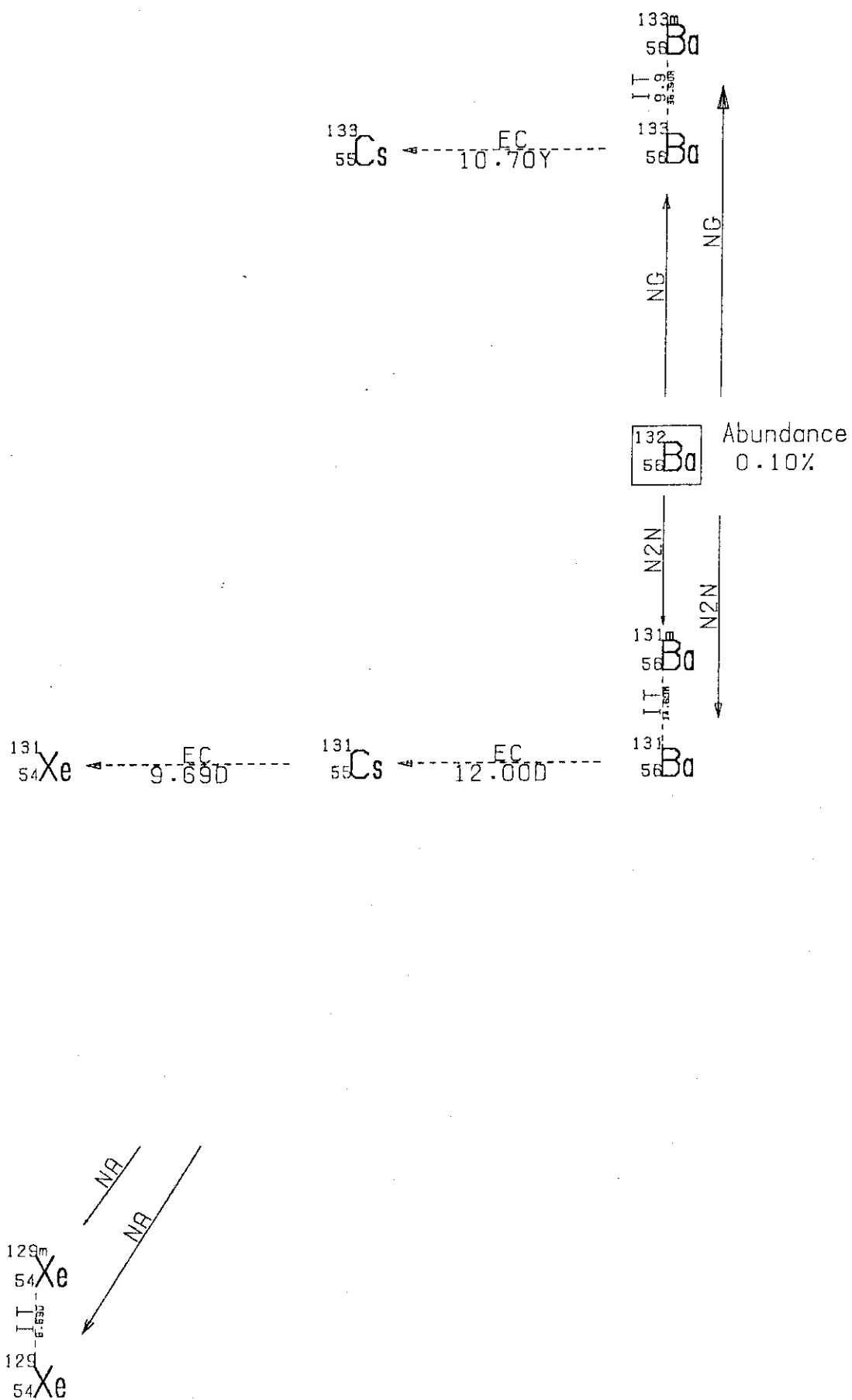
NUCLIDE	HALF LIFE	DECAY GAMMA-RAY ENERGY								
		YIELD (%)								
<sup>126</sup> <sub>53</sub> I	13.00 D	5.11E+05	9.09E+05	6.66E+06	7.54E+06	4.91E+06				
		2.00	35.00	33.99	4.20	2.97				
<sup>128</sup> <sub>53</sub> I	24.99 M	5.11E+05	4.43E+05	5.26E+05						
		0.00	16.00	1.54						
<sup>127</sup> <sub>52</sub> Te	9.40 H	5.11E+05	4.10E+05	3.60E+05	2.03E+05	2.15E+05	5.76E+04			
		0.00	95.00	12.92	5.57	3.71	2.65			
<sup>127m</sup> <sub>52</sub> Te	109.0 D	5.11E+05	8.89E+04							
		0.00	22.60							
<sup>124m</sup> <sub>51</sub> Sb	9.30E+09 S	5.11E+05	6.03E+05	6.46E+05	4.98E+05	1.10E+06				
		0.00	20.50	20.50	20.17	0.33				
<sup>124</sup> <sub>51</sub> Sb	60.20 D	5.11E+05	6.03E+05	1.69E+06	7.23E+05	6.46E+05	2.09E+06			
		0.00	98.30	50.41	10.97	7.40	5.76			
							1.37E+06	7.14E+06	3.68E+05	1.05E+06
							2.72	2.39	2.00	1.89

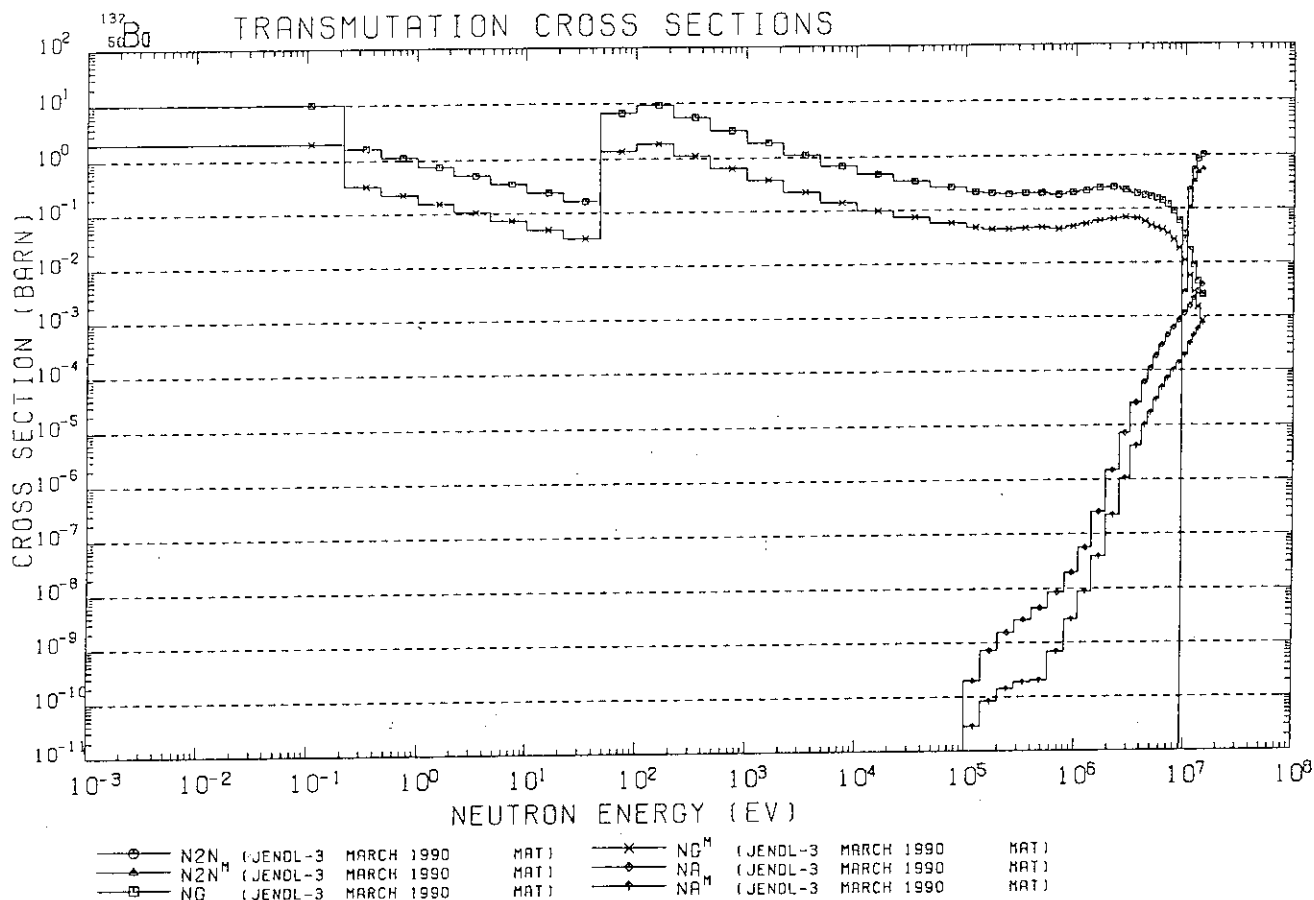




<sup>130</sup><sub>58</sub>Bd DECAY GAMMA-RAY TABLE

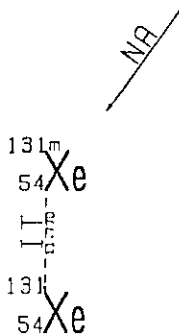
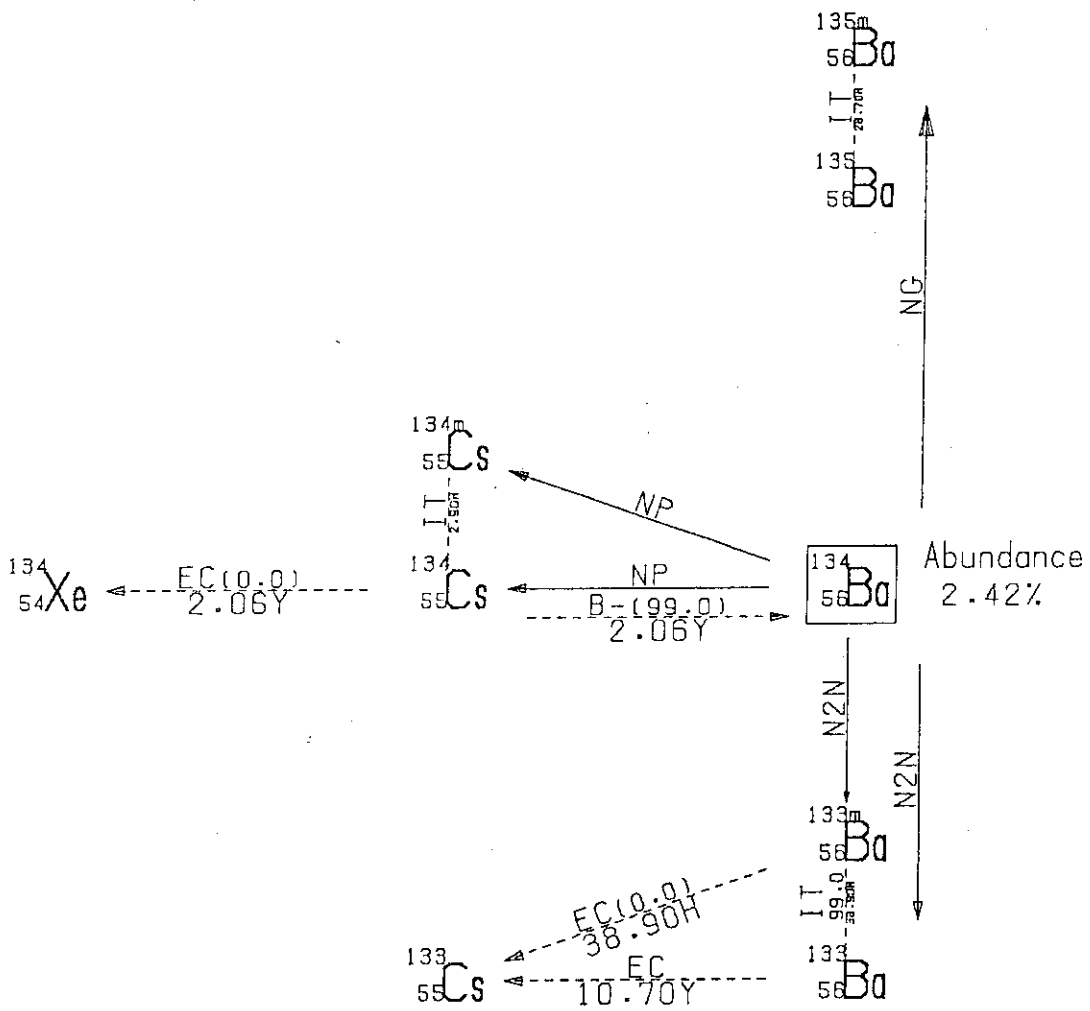
NUCLIDE	HALF LIFE	DECAY GAMMA-RAY ENERGY									
		YIELD (%)									
<sup>131</sup> <sub>58</sub> Bd	14.60 M	6.11E+05	1.07E+05	7.80E+04							
		0.00	66.00	1.34							
<sup>131</sup> <sub>58</sub> Bd	12.00 D	5.11E+05	4.96E+05	1.24E+05	2.16E+05	3.73E+05	2.49E+05	2.39E+05	1.34E+05	4.87E+05	
		0.00	42.14	28.00	21.87	13.08	3.08	2.64	1.80	1.81	
<sup>127</sup> <sub>58</sub> Xe	69.00 S	5.11E+05	1.25E+05	1.72E+05							
		0.00	69.20	97.40							
<sup>127</sup> <sub>58</sub> Xe	36.41 D	5.11E+05	2.03E+05	5.76E+04	1.72E+05	1.45E+05	3.75E+05				
		0.00	100.00	53.20	55.40	22.60	4.67				
<sup>126</sup> <sub>58</sub> Bd	2.10 H	5.11E+05	1.82E+05	2.14E+05	1.46E+05	2.21E+05	1.29E+05	2.02E+05	4.20E+05	8.93E+05	5.97E+05
		0.00	100.00	87.00	56.00	53.00	51.00	39.00	25.00	21.00	16.00
<sup>129</sup> <sub>58</sub> Bd	2.20 H	5.11E+05	1.82E+05	2.14E+05	1.45E+05	2.21E+05	1.29E+05	2.02E+05	4.20E+05	8.93E+05	5.97E+05
		0.00	100.00	87.00	56.00	53.00	51.00	39.00	25.00	21.00	16.00
<sup>129</sup> <sub>58</sub> S	92.30 H	5.11E+05	3.72E+05	4.11E+05	5.49E+05	3.96E+04	3.18E+05	2.79E+05			
		0.00	32.00	23.33	3.65	3.10	2.56	1.38			
<sup>129</sup> <sub>58</sub> Xe	8.89 D	5.11E+05	3.96E+04	1.97E+05							
		0.00	10.00	5.90							
<sup>131</sup> <sub>58</sub> S	9.69 D										

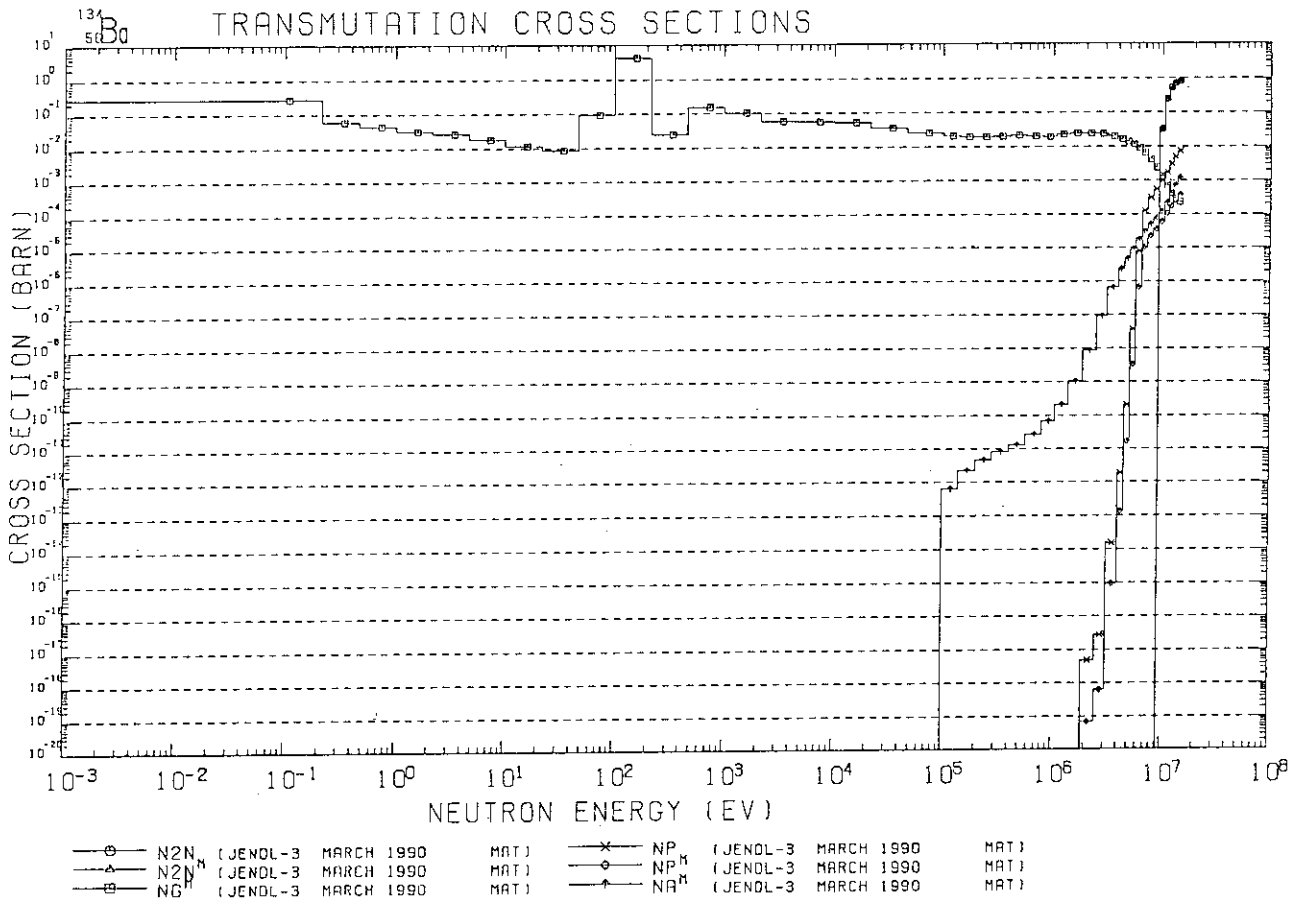




<sup>132</sup><sub>56</sub>B<sub>0</sub> DECAY GAMMA-RAY TABLE

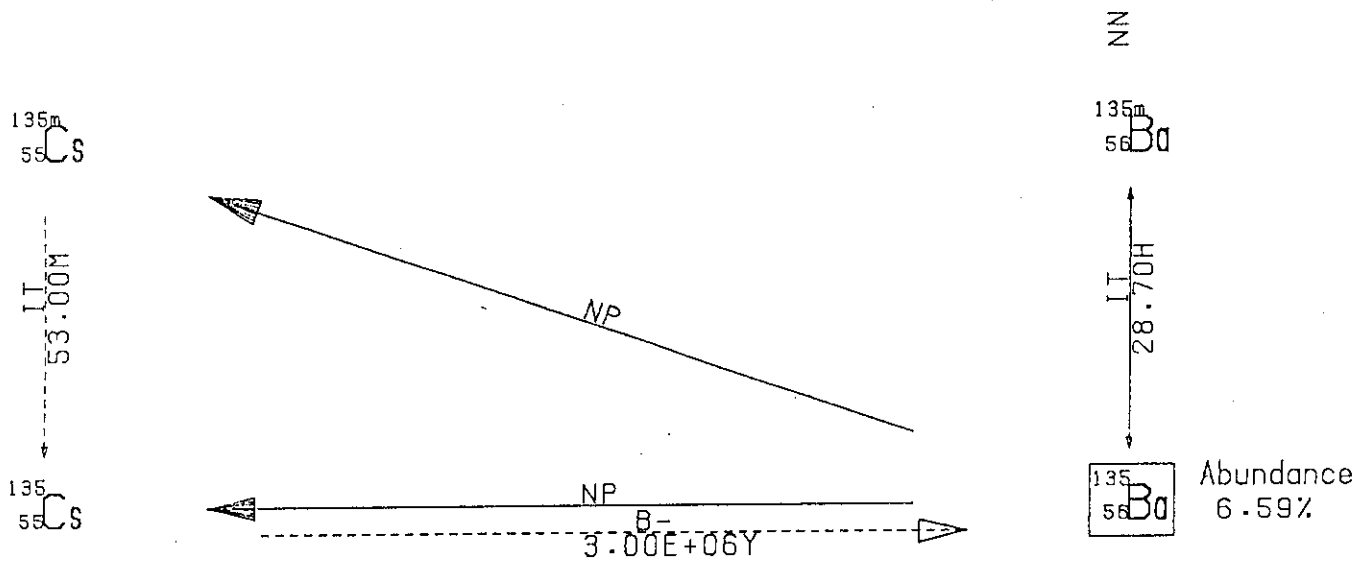
NUCLIDE	HALF LIFE	DECAY GAMMA-RAY ENERGY									
		YIELD (%)									
<sup>132</sup> <sub>56</sub> B <sub>0</sub>	14.60 M	5.11E+05	1.07E+05	7.80E+04							
		0.00	56.00	1.24							
<sup>132</sup> <sub>56</sub> B <sub>0</sub>	12.00 D	5.11E+05	4.86E+05	1.24E+05	2.16E+05	3.78E+05	2.40E+06	2.39E+05	1.34E+05	4.87E+05	
		0.00	42.14	28.00	21.67	13.00	3.08	2.64	1.80	1.81	
<sup>131</sup> <sub>56</sub> CS	9.69 D										
<sup>133</sup> <sub>56</sub> B <sub>0</sub>	38.90 H	5.11E+05	2.76E+05								
		0.00	17.50								
<sup>133</sup> <sub>56</sub> B <sub>0</sub>	10.70 Y	5.11E+05	3.66E+05	8.10E+04	9.03E+05	3.84E+05	2.76E+05	7.96E+04	6.32E+04		
		0.00	82.00	34.29	18.16	8.87	7.09	2.79	2.34		
<sup>129m</sup> <sub>56</sub> X <sub>8</sub>	8.89 D	5.11E+05	3.96E+04	1.97E+05							
		0.00	10.00	5.90							

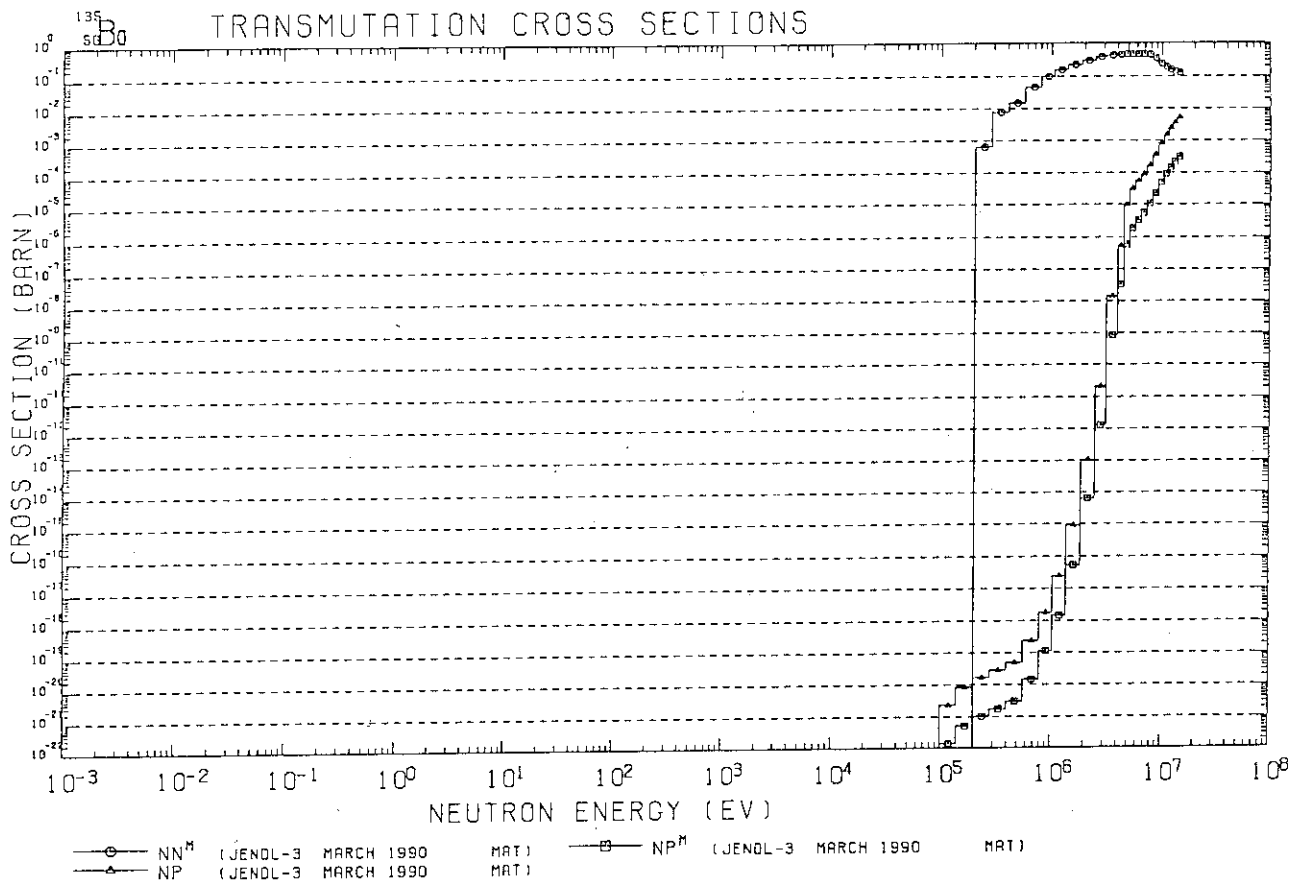




<sup>134</sup><sub>56</sub>Ba DECAY GAMMA-RAY TABLE

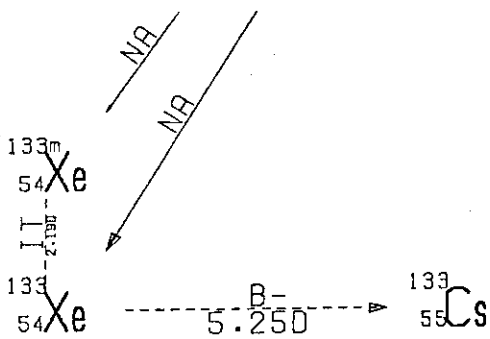
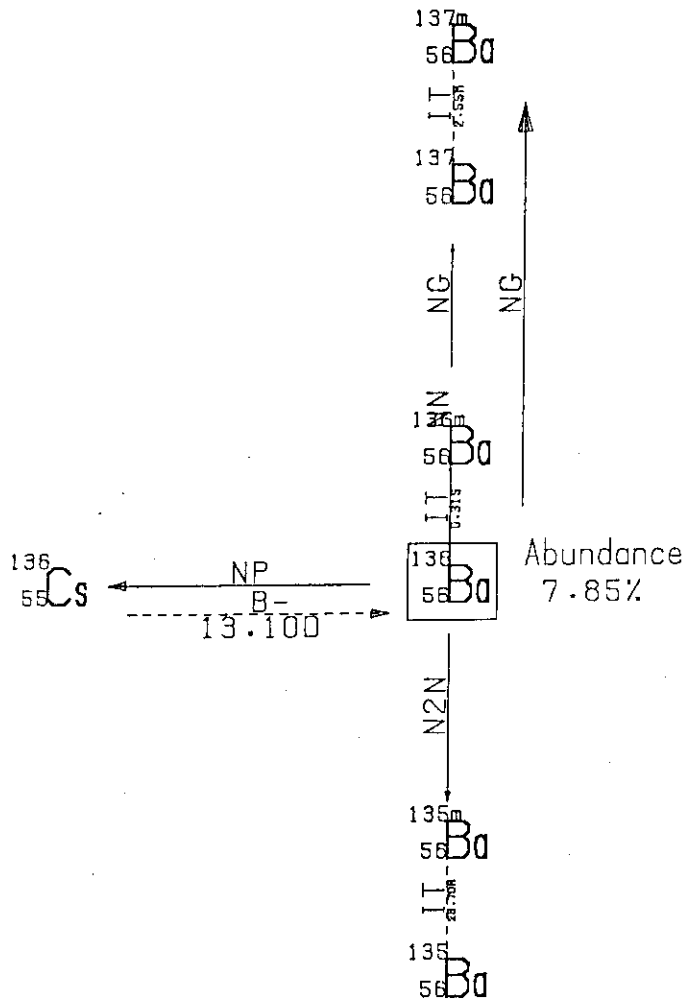
NUCLIDE	HALF LIFE	DECAY GAMMA-RAY ENERGY									
		YIELD (%)									
<sup>133</sup> <sub>56</sub> Ba	38.90 H	5.11E+05	2.76E+05								
		0.00	17.50								
<sup>133</sup> <sub>56</sub> Ba	10.70 Y	5.11E+05	3.56E+05	8.10E+04	3.03E+05	3.64E+05	2.76E+05	7.96E+04	5.32E+04		
		0.00	62.00	34.29	18.16	8.97	7.09	2.79	2.34		
<sup>135</sup> <sub>56</sub> Ba	28.70 H	5.11E+05	2.68E+05								
		0.00	16.10								
<sup>134</sup> <sub>55</sub> Cs	2.90 H	5.11E+05	1.29E+05	1.27E+05							
		0.00	12.50	12.80							
<sup>134</sup> <sub>55</sub> Cs	2.06 Y	5.11E+05	8.05E+05	7.96E+05	5.59E+05	8.02E+05	6.63E+05	1.37E+06	1.17E+06	4.76E+05	1.04E+06
		0.00	97.56	85.44	15.43	8.73	8.98	3.04	1.80	1.46	1.00
<sup>131m</sup> <sub>54</sub> Xe	11.77 D	5.11E+05	1.64E+05								
		0.00	1.90								

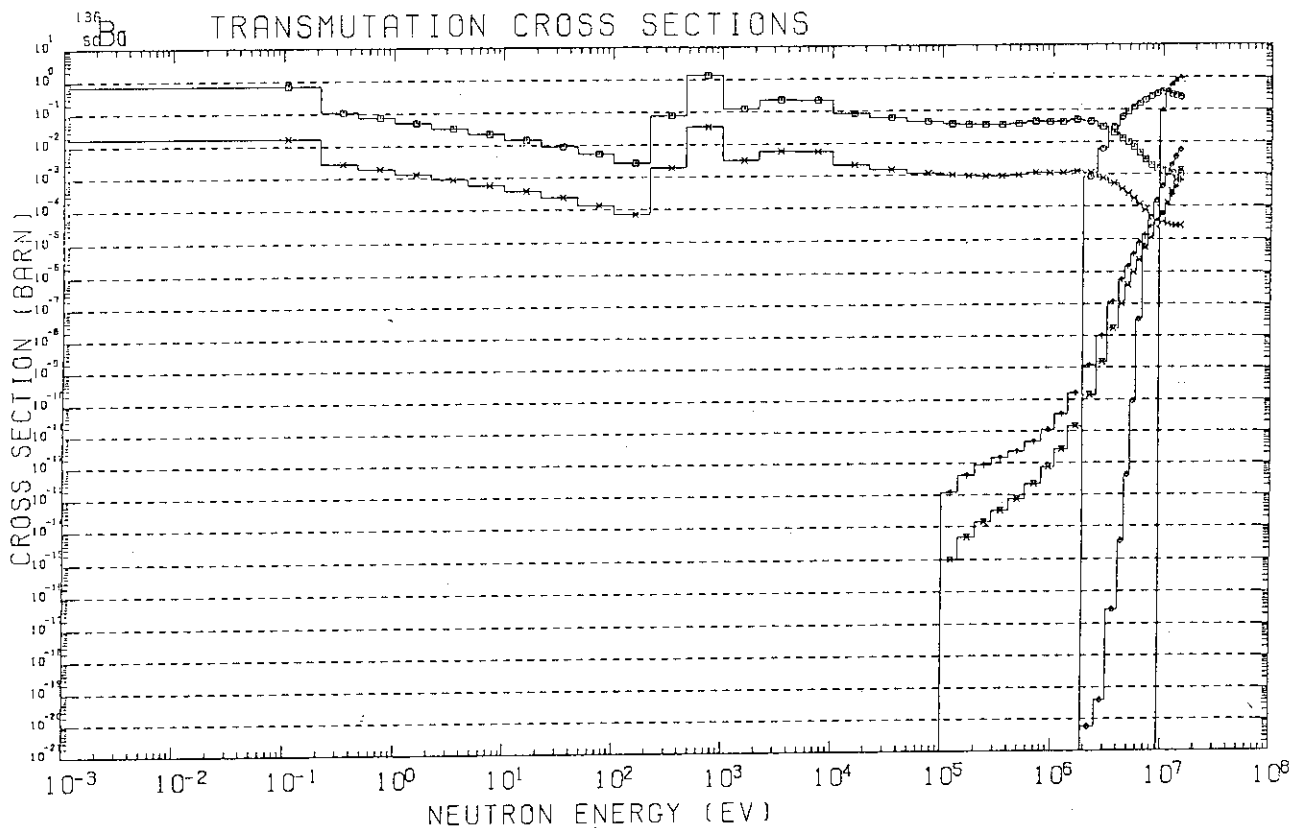




<sup>135</sup><sub>54</sub>Bd DECAY GAMMA-RAY TABLE

NUCLIDE	HALF LIFE	DECAY GAMMA-RAY ENERGY YIELD (%)	
<sup>135</sup> <sub>54</sub> Bd	28.70 H	5.11E+05	2.60E+05
		0.00	15.10
<sup>135</sup> <sub>54</sub> Cs	53.00 M	5.11E+05	8.40E+05
		0.00	12.96
<sup>135</sup> <sub>54</sub> Cs	3.00E+06 Y		

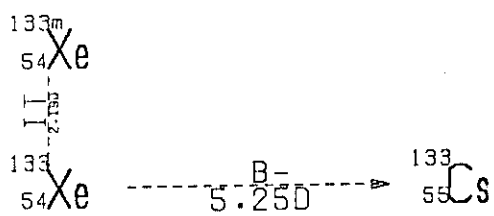
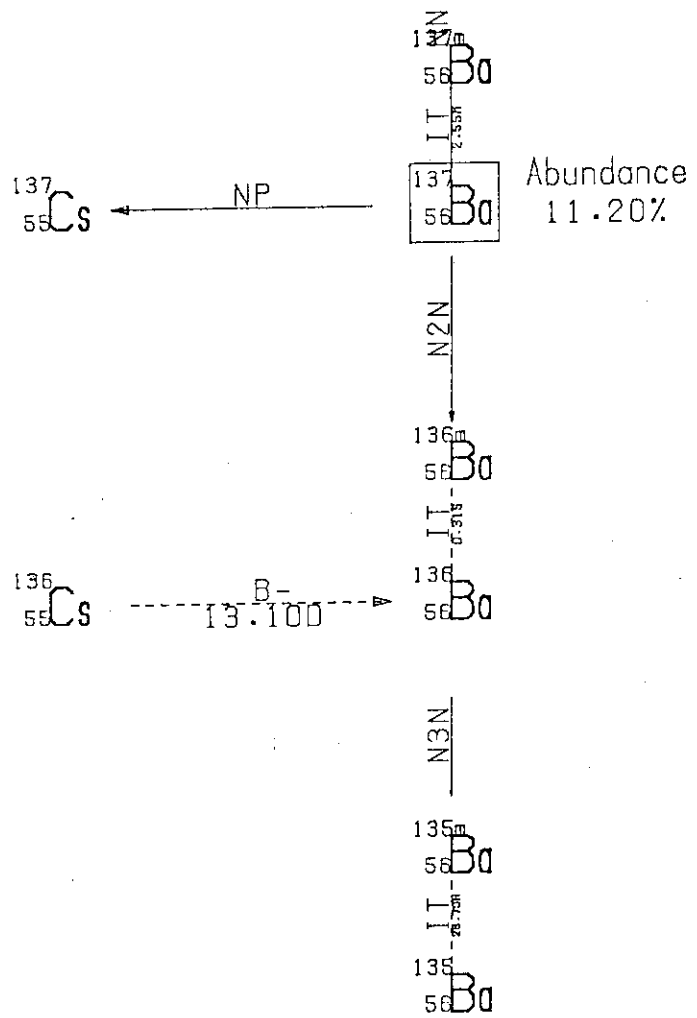


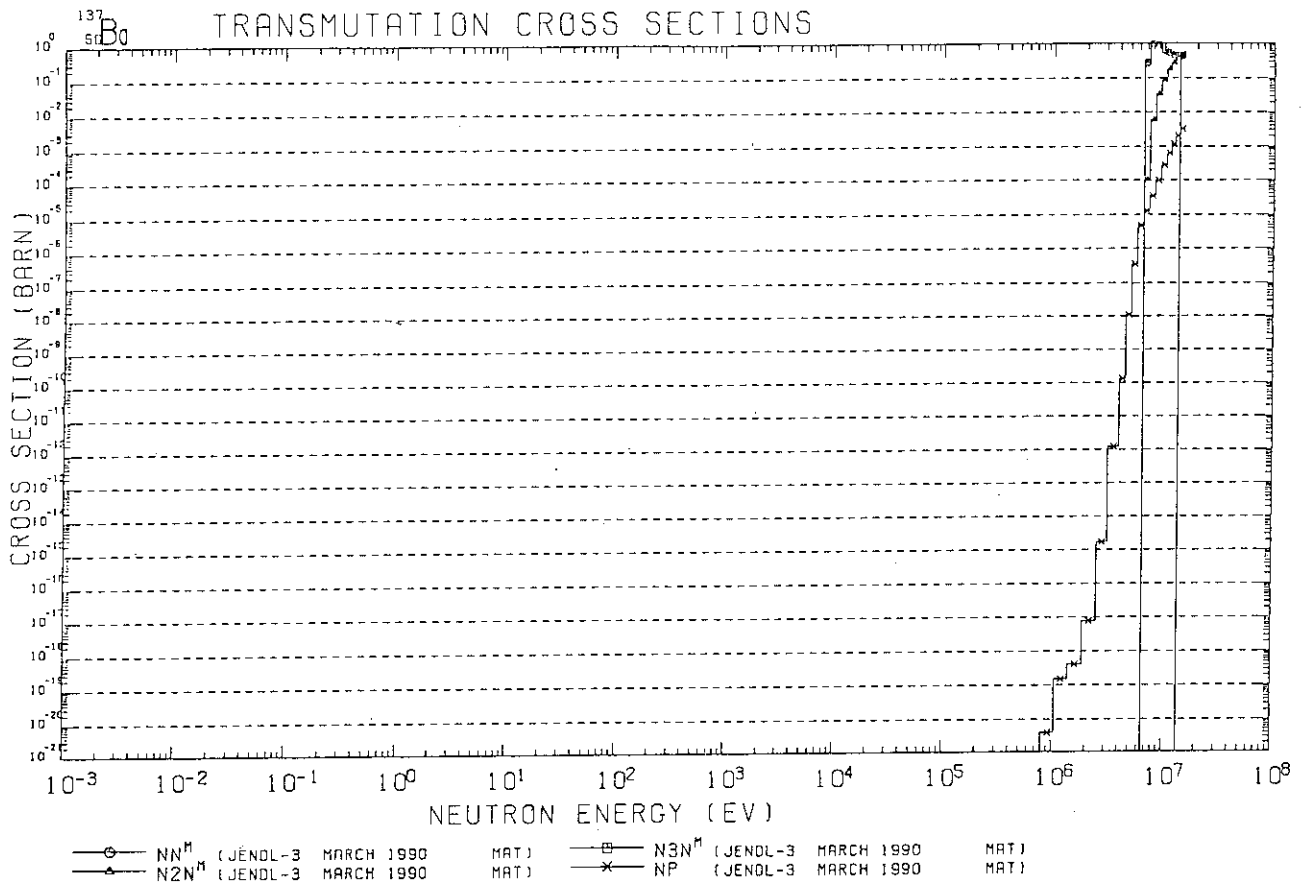


○ NN<sup>M</sup> (JENDL-3 MARCH 1990 MAT)      ◇ NP (JENDL-3 MARCH 1990 MAT)  
 □ N2N<sup>M</sup> (JENDL-3 MARCH 1990 MAT)      △ NA (JENDL-3 MARCH 1990 MAT)  
 △ NG<sup>M</sup> (JENDL-3 MARCH 1990 MAT)      × NA<sup>H</sup> (JENDL-3 MARCH 1990 MAT)  
 × NG<sup>H</sup> (JENDL-3 MARCH 1990 MAT)

<sup>136</sup><sub>58</sub>Bd DECAY GAMMA-RAY TABLE

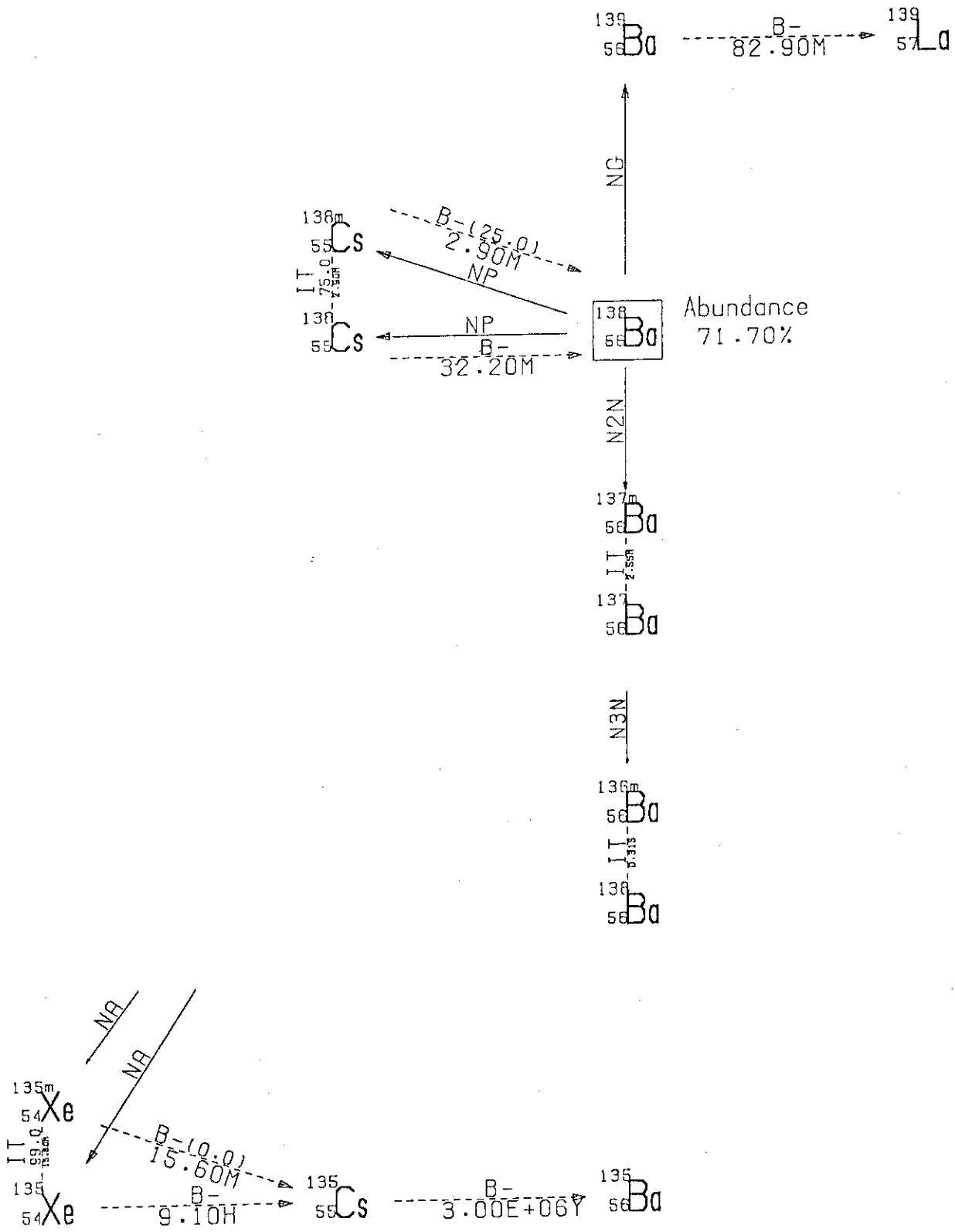
NUCLIDE	HALF LIFE	DECAY GAMMA-RAY ENERGY									
		YIELD (%)									
<sup>137m</sup> <sub>58</sub> Bd	2.55 M	5.11E+05	5.62E+05								
		0.00	89.90								
<sup>136m</sup> <sub>58</sub> Bd	0.31 S										
<sup>135m</sup> <sub>58</sub> Bd	28.70 H	5.11E+05	2.68E+05								
		0.00	16.10								
<sup>133m</sup> <sub>58</sub> Xe	2.19 D	5.11E+05	2.33E+05								
		0.00	10.00								
<sup>133</sup> <sub>58</sub> Xe	5.25 D	5.11E+05	8.10E+04								
		0.00	37.10								
<sup>136</sup> <sub>58</sub> Cs	13.10 D	5.11E+05	8.18E+05	1.05E+06	3.41E+06	1.24E+06	1.77E+05	2.74E+05	5.69E+04	1.63E+05	8.53E+04
		0.00	99.70	79.76	46.76	19.74	13.56	12.68	12.46	7.47	6.91

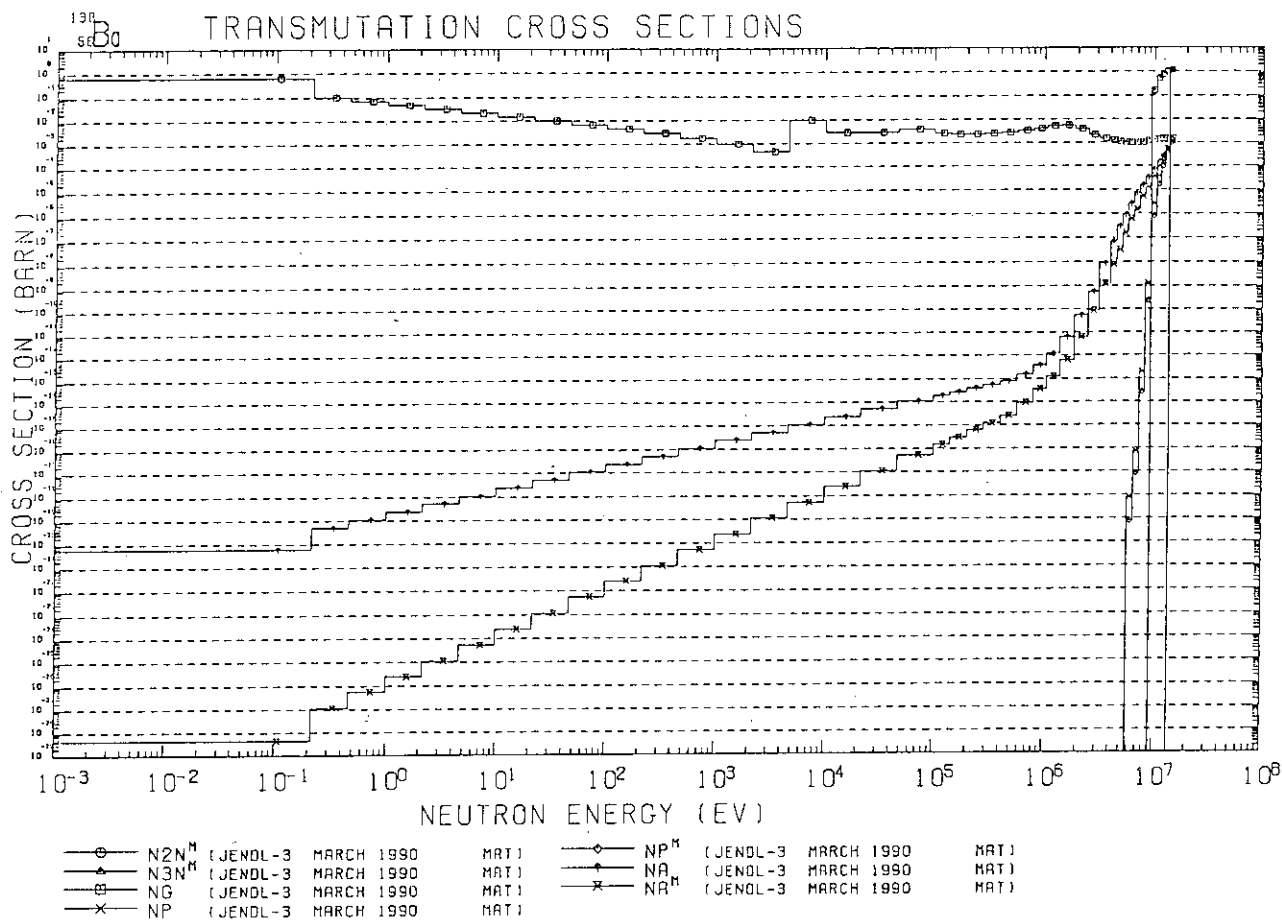




<sup>137</sup><sub>55</sub>Bd DECAY GAMMA-RAY TABLE

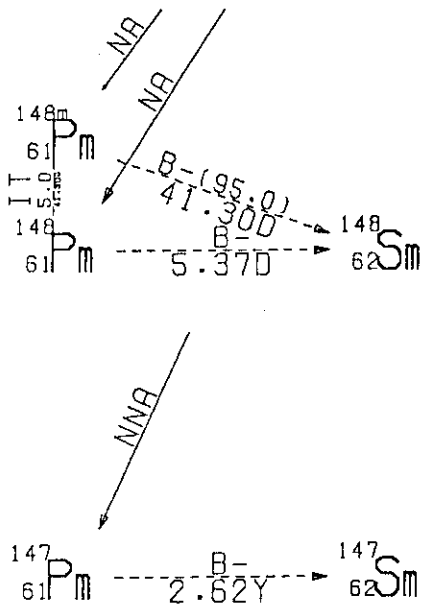
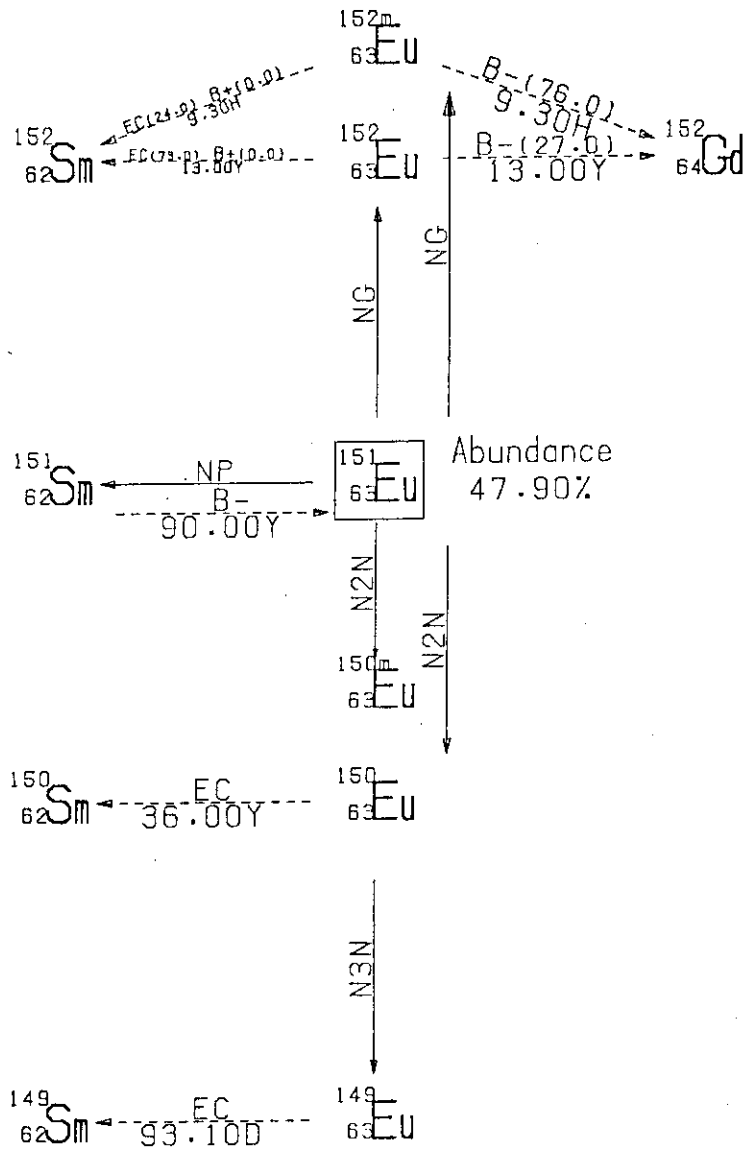
NUCLIDE	HALF LIFE	DECAY GAMMA-RAY ENERGY									
		YIELD (%)									
<sup>137m</sup> <sub>55</sub> Bd	2.55 M	5.11E+05	6.62E+05								
		0.00	89.90								
<sup>136</sup> <sub>55</sub> Cs	13.10 D	5.11E+05	8.18E+05	1.05E+06	3.41E+05	1.24E+06	1.77E+05	2.74E+06	6.89E+04	1.53E+05	8.63E+04
		0.00	99.70	79.76	48.76	19.74	13.56	12.66	12.46	7.47	6.31
<sup>133g</sup> <sub>54</sub> Xe	2.19 D	5.11E+05	2.33E+05								
		0.00	10.00								
<sup>133g</sup> <sub>54</sub> Xe	5.25 D	5.11E+05	8.10E+04								
		0.00	37.10								
<sup>136m</sup> <sub>55</sub> Bd	0.31 S										
<sup>135m</sup> <sub>55</sub> Bd	28.70 H	5.11E+05	2.68E+05								
		0.00	16.10								

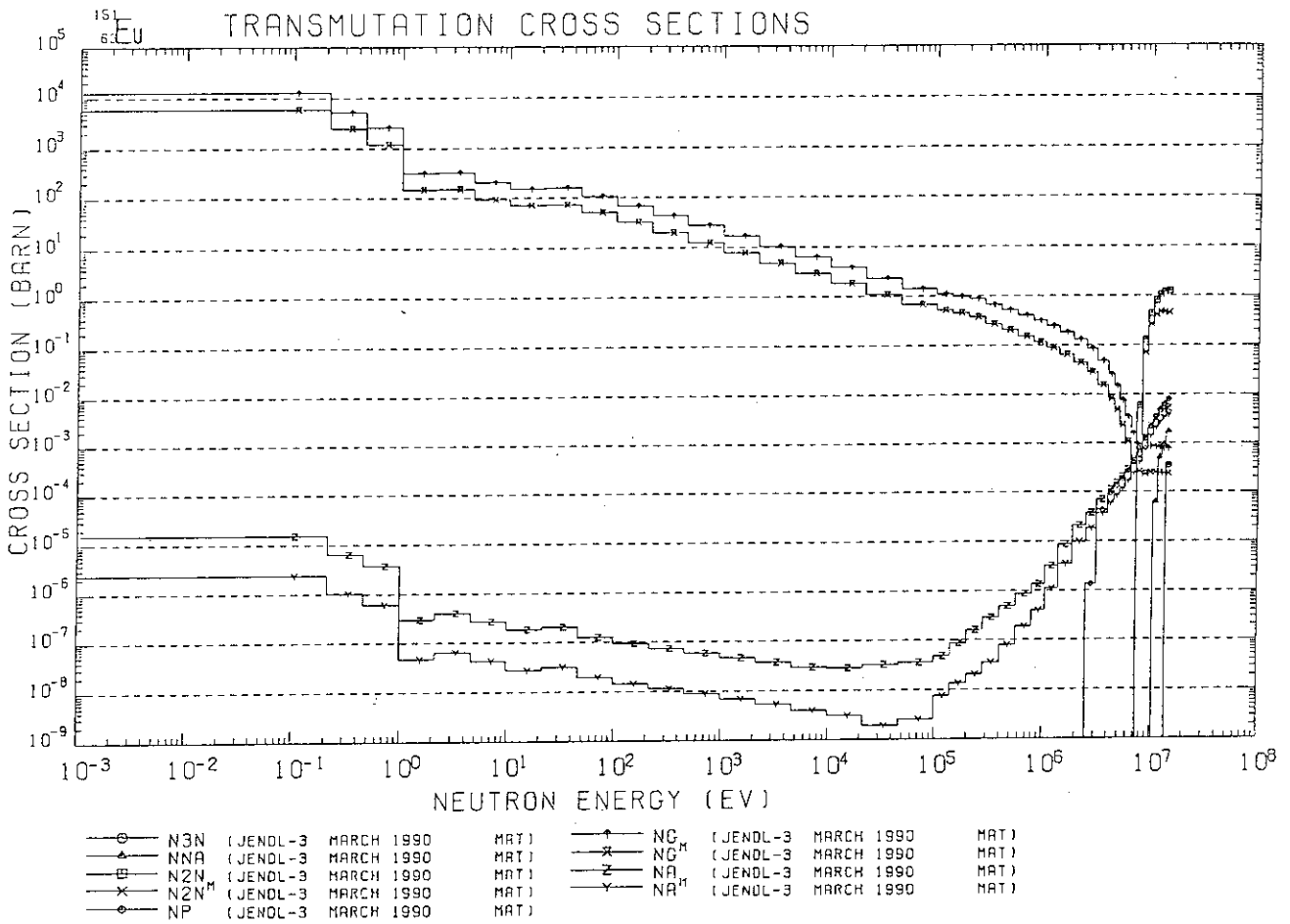




<sup>139</sup>Ba DECAY GAMMA-RAY TABLE

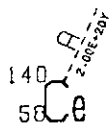
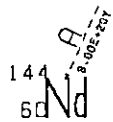
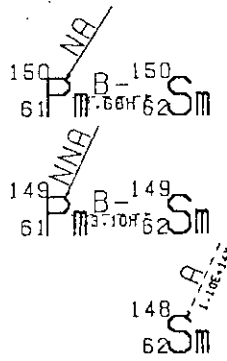
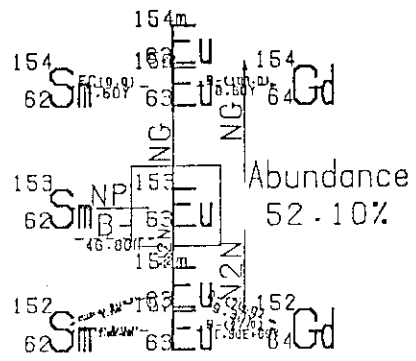
NUCLIDE	HALF LIFE	DECAY GAMMA-RAY ENERGY									
		YIELD (%)									
<sup>139</sup> Ba 56Ba	2.55 M	5.11E+05	6.62E+05								
		0.00	89.90								
<sup>139m</sup> Ba 56Ba	0.31 S	5.11E+05	1.65E+05								
		0.00	22.00								
<sup>139</sup> Cs 55Cs	32.20 M	5.11E+05	1.44E+06	1.01E+06	4.83E+05	2.22E+06	5.47E+05	2.64E+06	6.72E+05	4.09E+05	2.20E+05
		0.00	75.00	28.42	26.77	16.05	9.46	8.10	4.72	4.05	1.26
<sup>138</sup> Cs 55Cs	2.90 M	5.11E+05	1.44E+06	8.72E+05	4.09E+05	4.63E+05	1.92E+05	1.12E+06	3.24E+05		
		0.00	25.00	25.00	24.62	24.62	20.00	2.00	1.55		
<sup>135m</sup> Xe 54Xe	15.60 M	5.11E+05	5.27E+05								
		0.00	81.00								
<sup>135</sup> Xe 54Xe	9.10 H	5.11E+05	2.60E+05	6.08E+05							
		0.00	90.00	2.90							
<sup>135</sup> Cs 55Cs	3.00E+06Y										

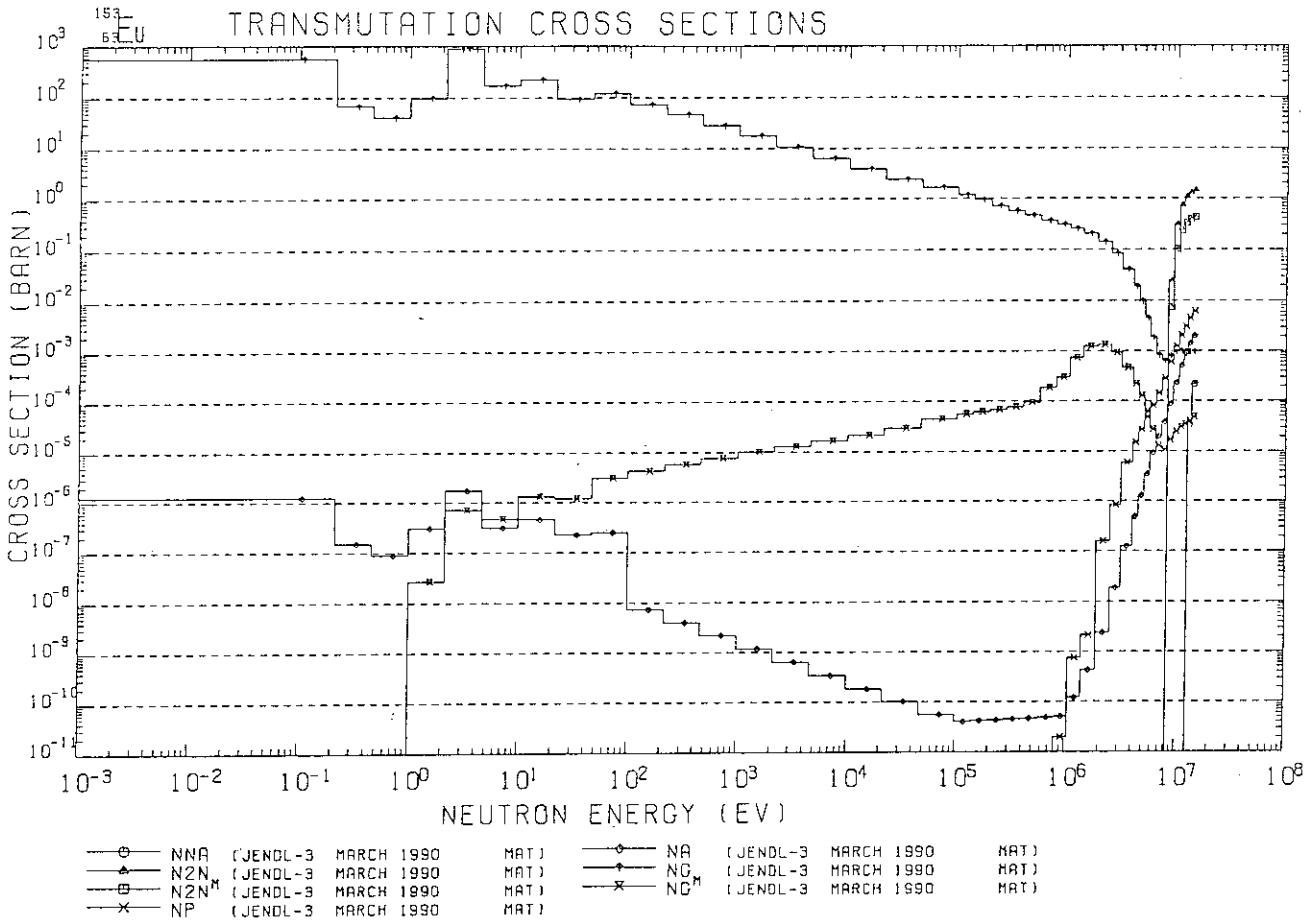




<sup>151</sup><sub>62</sub>Eu DECAY GAMMA-RAY TABLE

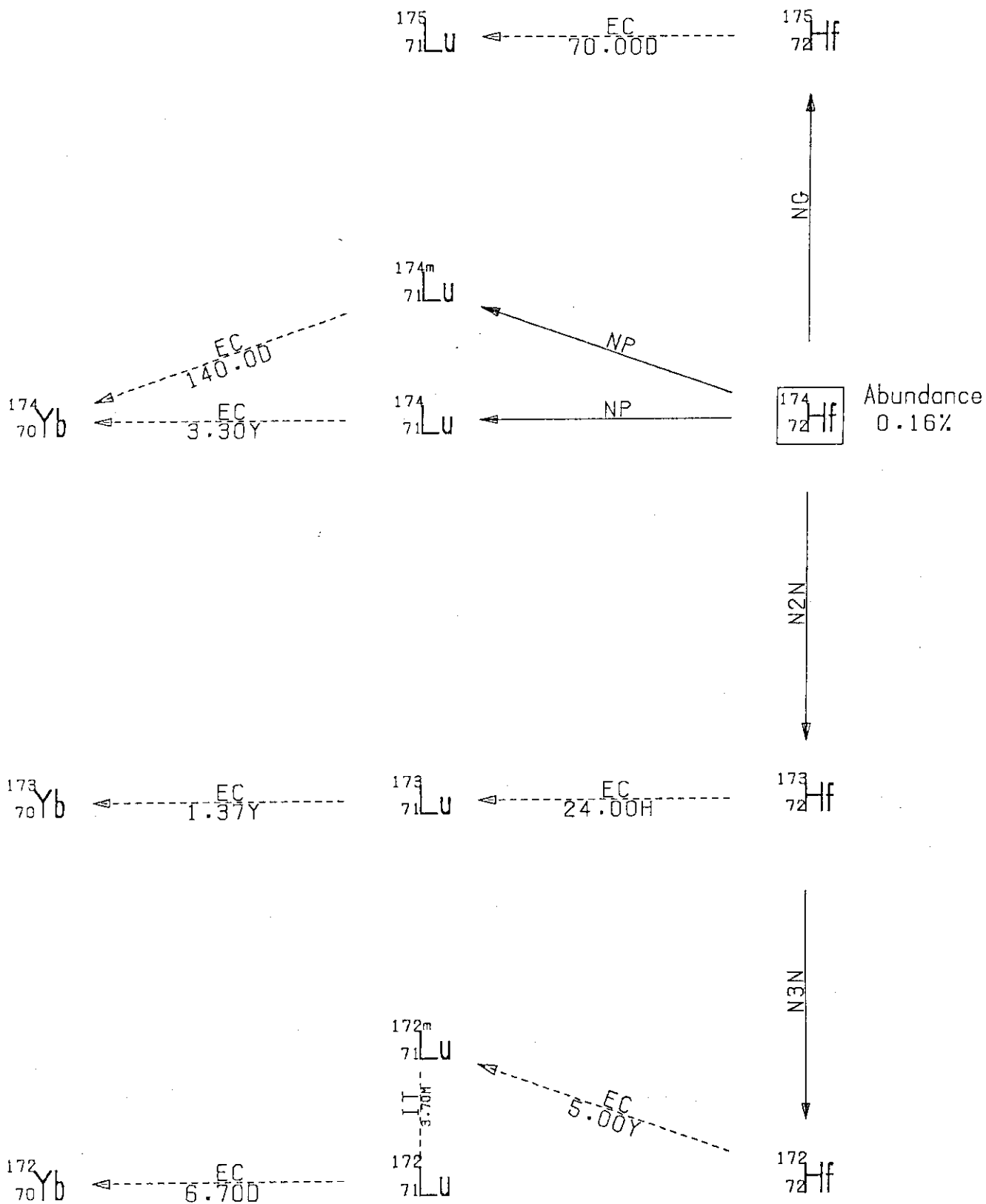
NUCLIDE	HALF LIFE	DECAY GAMMA-RAY ENERGY										
		YIELD (%)										
<sup>149</sup> <sub>62</sub> Eu	93.10 D											
<sup>147</sup> <sub>62</sub> Pm	2.62 Y	5.11E+05	1.22E+05									
<sup>151</sup> <sub>62</sub> Sm	90.00 Y	5.11E+05	2.15E+04									
<sup>149</sup> <sub>62</sub> Pm	41.30 D	5.11E+05	5.50E+05	6.30E+05	7.26E+05	1.01E+06	8.95E+05	9.15E+05	4.14E+05	2.80E+05	5.92E+05	
<sup>149</sup> <sub>62</sub> Pm	5.37 D	5.11E+05	5.50E+05	1.47E+06	6.11E+06							
<sup>150</sup> <sub>62</sub> Eu	36.00 Y	5.11E+05	3.34E+05	4.39E+05	6.84E+05	7.37E+05	1.05E+06	7.46E+05	6.06E+05	1.34E+06	7.51E+05	
<sup>152</sup> <sub>62</sub> Eu	9.30 H	5.11E+05	8.42E+05	9.69E+05	1.22E+06	3.44E+05						
<sup>152</sup> <sub>62</sub> Eu	13.00 Y	5.11E+05	1.22E+05	3.44E+05	4.11E+05	1.41E+06	9.64E+05	1.11E+06	7.79E+05	1.09E+06	2.46E+05	

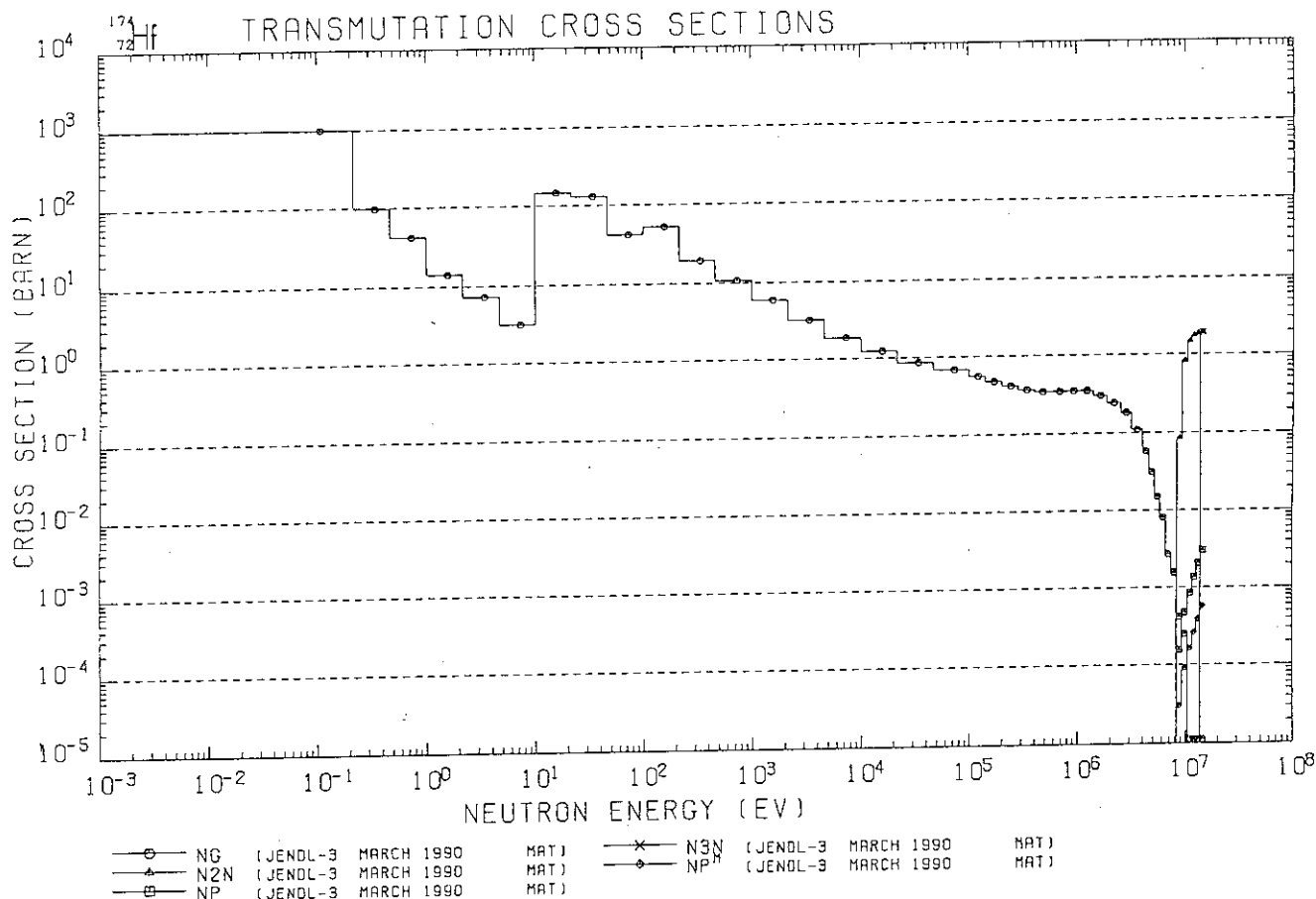




<sup>153</sup><sub>63</sub>Eu DECAY GAMMA-RAY TABLE

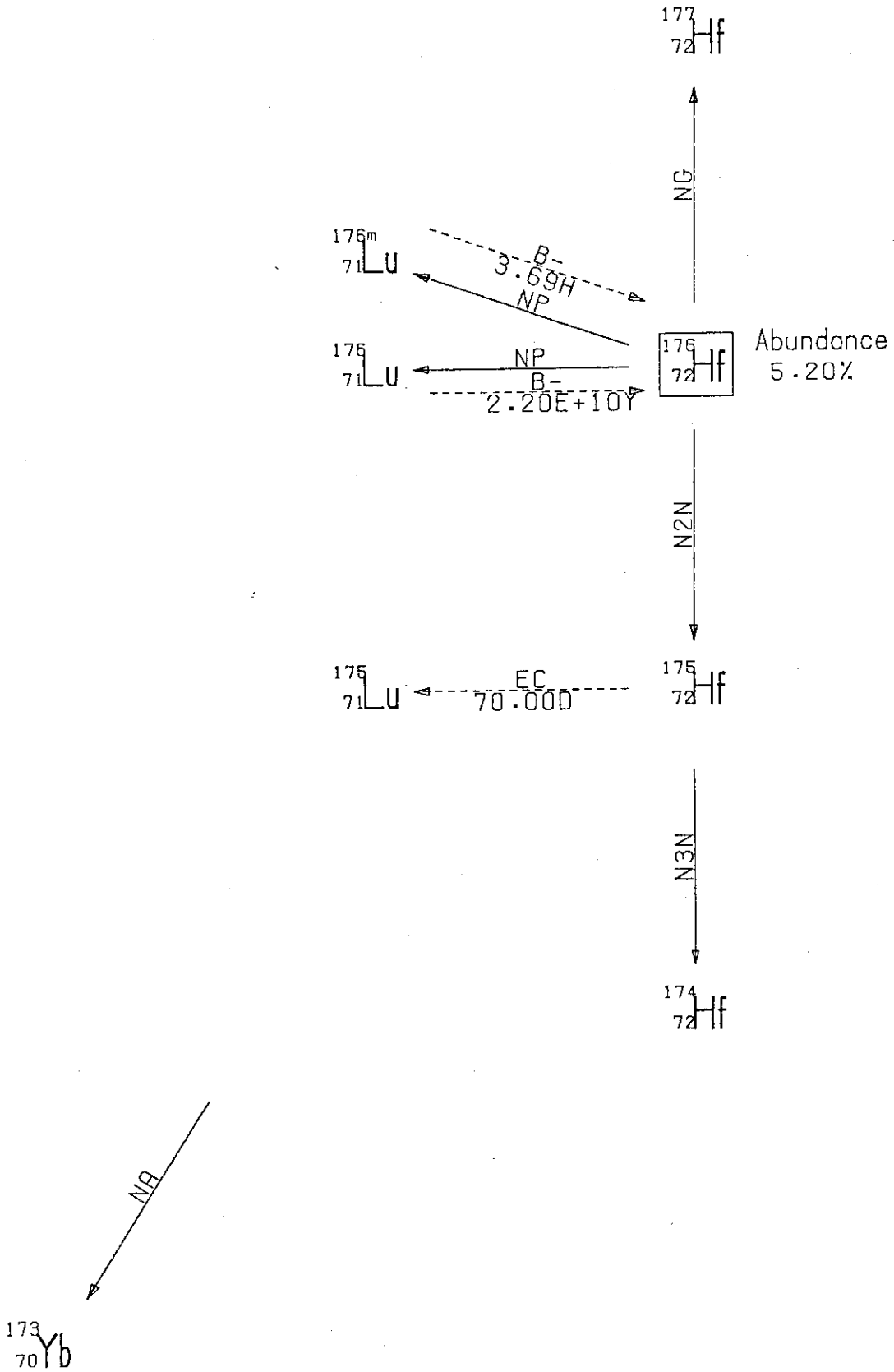
NUCLIDE	HALF LIFE	DECAY GAMMA-RAY ENERGY									
		YIELD (%)									
<sup>148</sup> <sub>63</sub> Eu	53.10 H										
<sup>153</sup> <sub>63</sub> Sm	46.80 H	5.11E+05	1.09E+05	7.00E+04							
<sup>150</sup> <sub>63</sub> Eu	2.68 H	5.11E+05	3.34E+05	1.17E+06	8.32E+05	8.76E+05	1.74E+06	4.07E+05	1.19E+06	7.12E+05	8.60E+05
<sup>154m</sup> <sub>63</sub> Eu	46.00 M	5.11E+05	5.82E+04	1.01E+05	3.56E+04	3.18E+04					
<sup>154</sup> <sub>63</sub> Eu	8.50 Y	5.11E+05	1.23E+06	1.27E+06	7.23E+05	1.00E+06	8.73E+05	2.48E+06	6.92E+05	7.57E+05	6.92E+05
<sup>152</sup> <sub>63</sub> Eu	9.30 Y	5.11E+05	8.42E+05	8.63E+05	1.22E+06	3.44E+06					
<sup>152</sup> <sub>63</sub> Gd	1.10E+14 Y										
<sup>148</sup> <sub>62</sub> Sm	8.00E+20 Y										
<sup>144</sup> <sub>61</sub> Nd	2.00E+20 Y										
<sup>152</sup> <sub>63</sub> Eu	1.30E+05 Y	5.11E+05	1.22E+05	3.44E+05	4.11E+05	1.41E+06	9.64E+05	1.11E+08	7.79E+05	1.09E+06	2.45E+05



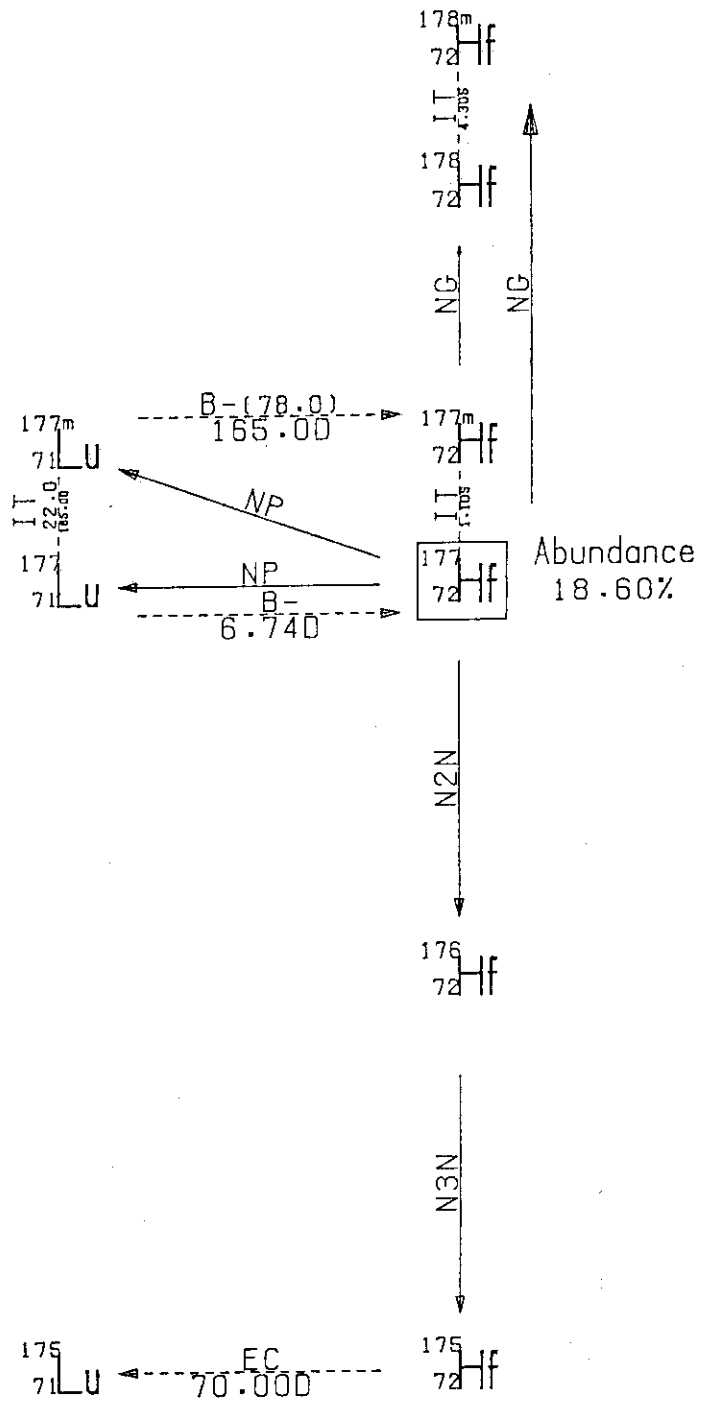


<sup>174</sup><sub>72</sub>Hf DECAY GAMMA-RAY TABLE

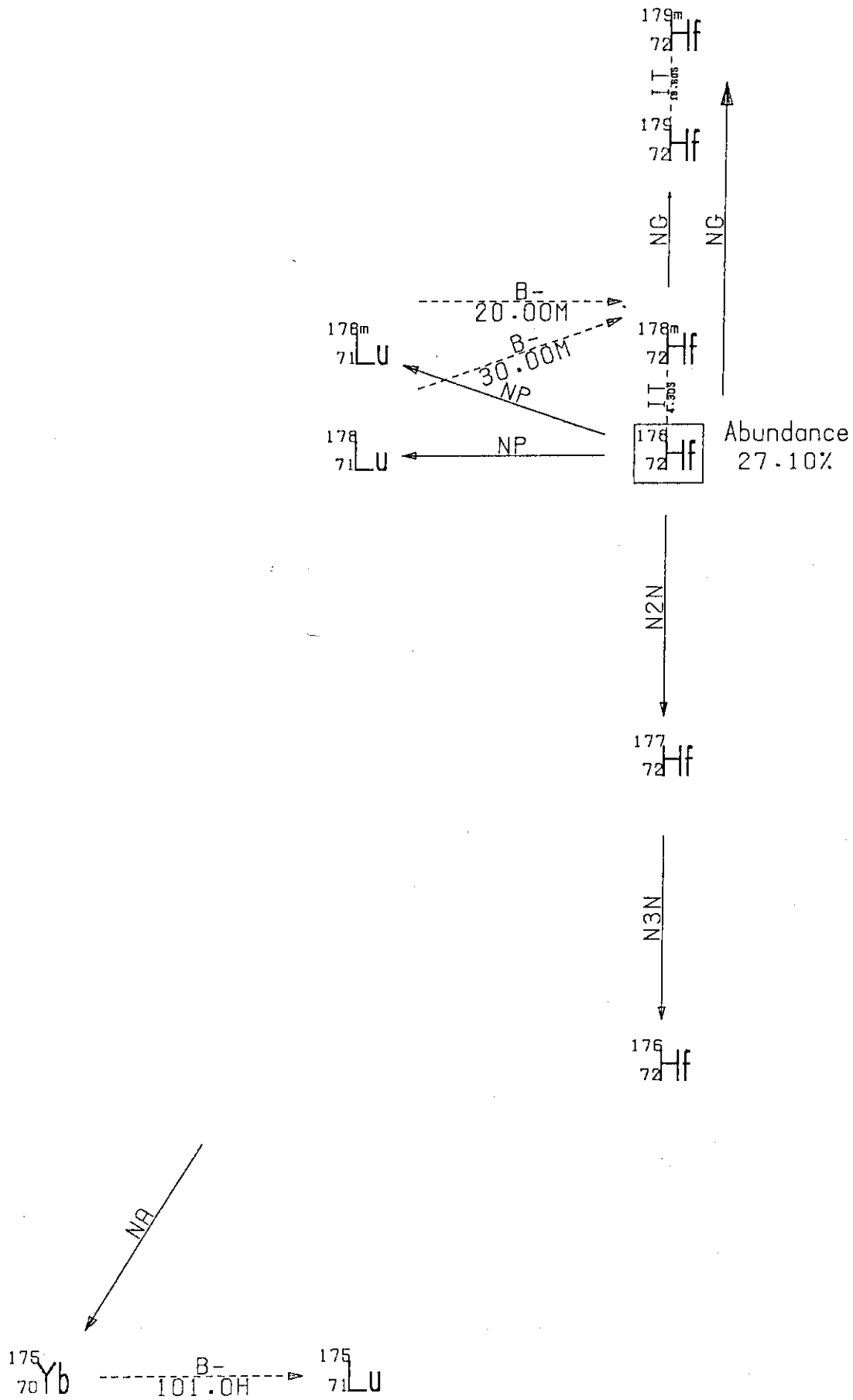
NUCLIDE	HALF LIFE	DECAY GAMMA-RAY ENERGY									
		YIELD (%)									
<sup>175</sup> <sub>72</sub> Hf	70.00 D	5.11E+05	3.43E+05	8.94E+04	4.33E+05	2.30E+05	1.14E+05	3.54E+05	3.19E+05	1.61E+05	
		0.00	87.05	2.29	1.50	0.78	0.32	0.24	0.18	0.02	
<sup>173</sup> <sub>72</sub> Hf	24.00 H	5.11E+05	1.24E+05	2.97E+05	1.40E+05	3.11E+05	1.62E+05	3.07E+05	1.35E+05	8.99E+05	3.57E+05
		0.00	83.10	23.99	12.91	10.75	6.55	6.34	4.78	1.02	0.46
<sup>173</sup> <sub>71</sub> Lu	1.37 Y	5.11E+05	2.72E+05	7.85E+04	1.01E+05	1.71E+05	6.36E+05	1.79E+05	2.85E+05	2.33E+05	5.57E+05
		0.00	13.00	7.60	3.13	1.78	0.87	0.83	0.35	0.35	0.30
<sup>174</sup> <sub>71</sub> Lu	3.30 Y	5.11E+05	1.24E+05	7.65E+04	1.32E+05						
		0.00	6.00	5.40	0.08						
<sup>172</sup> <sub>72</sub> Hf	5.00 Y	5.11E+05	2.40E+04	1.28E+05	6.74E+04	8.17E+04	1.14E+05	1.23E+05			
		0.00	22.40	10.00	5.40	4.98	2.12	1.17			
<sup>172m</sup> <sub>71</sub> Lu	3.70 M										
		5.11E+05	1.09E+05	9.01E+05	1.81E+05	8.10E+05	9.12E+05	7.87E+04	6.97E+05	1.00E+05	9.06E+04
<sup>172</sup> <sub>71</sub> Lu	6.70 D	0.00	63.20	28.52	19.76	15.75	14.62	10.84	5.77	5.23	5.04
		5.11E+05	4.47E+04	6.71E+04							
<sup>174m</sup> <sub>71</sub> Lu	140.0 D	0.00	13.62	7.40							

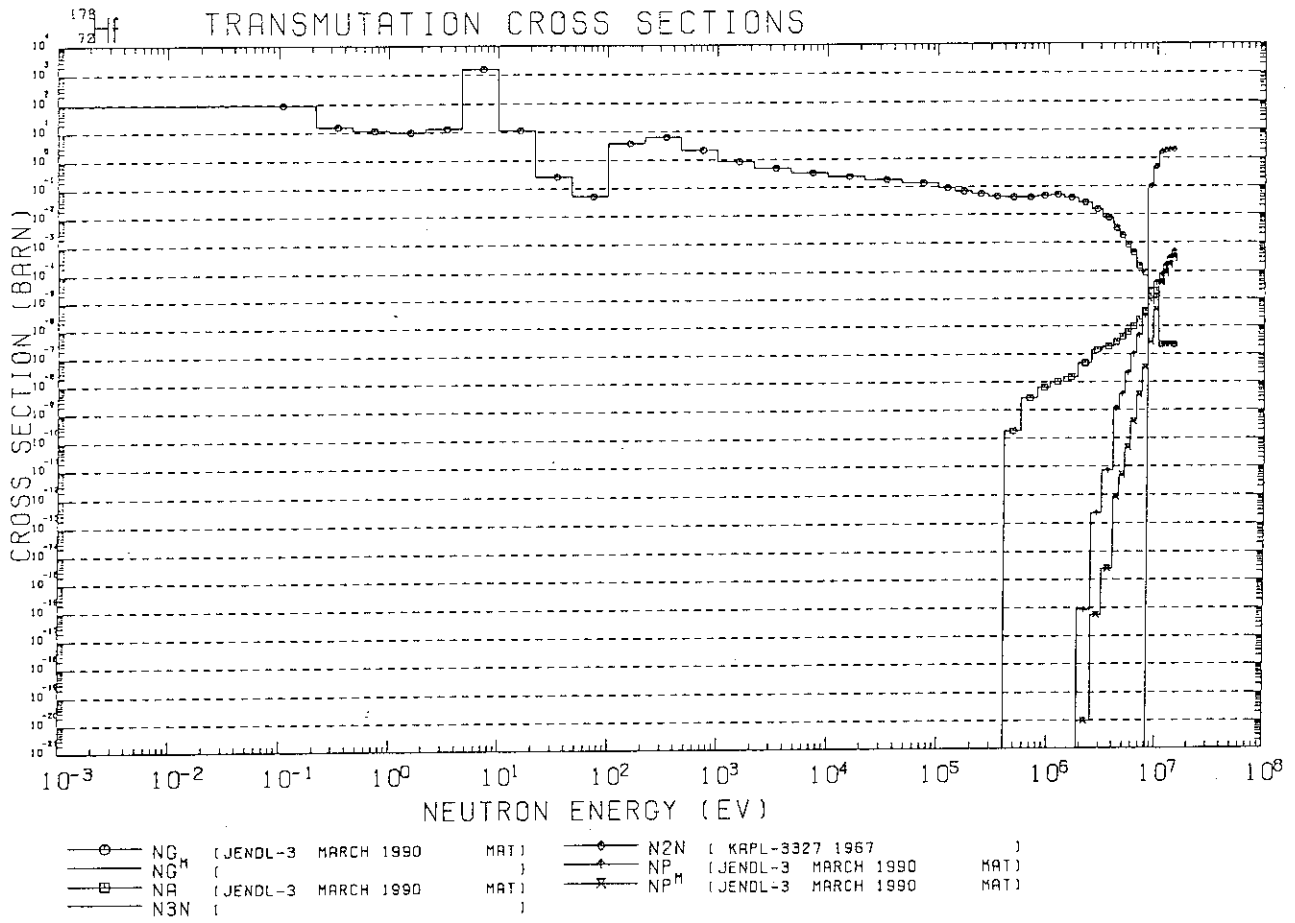






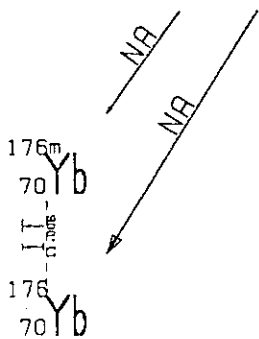
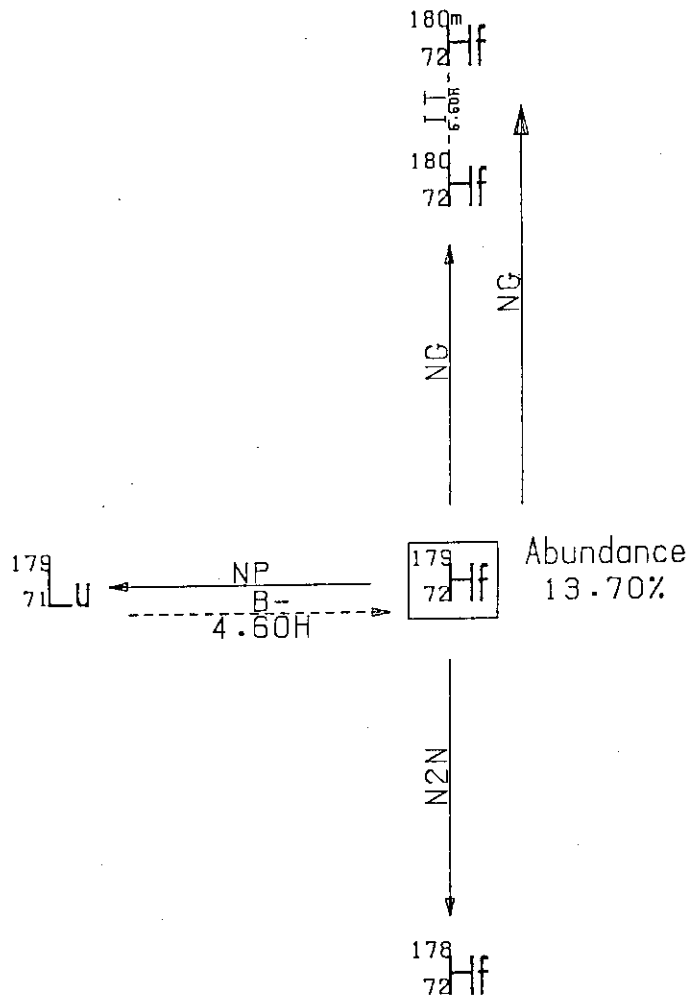


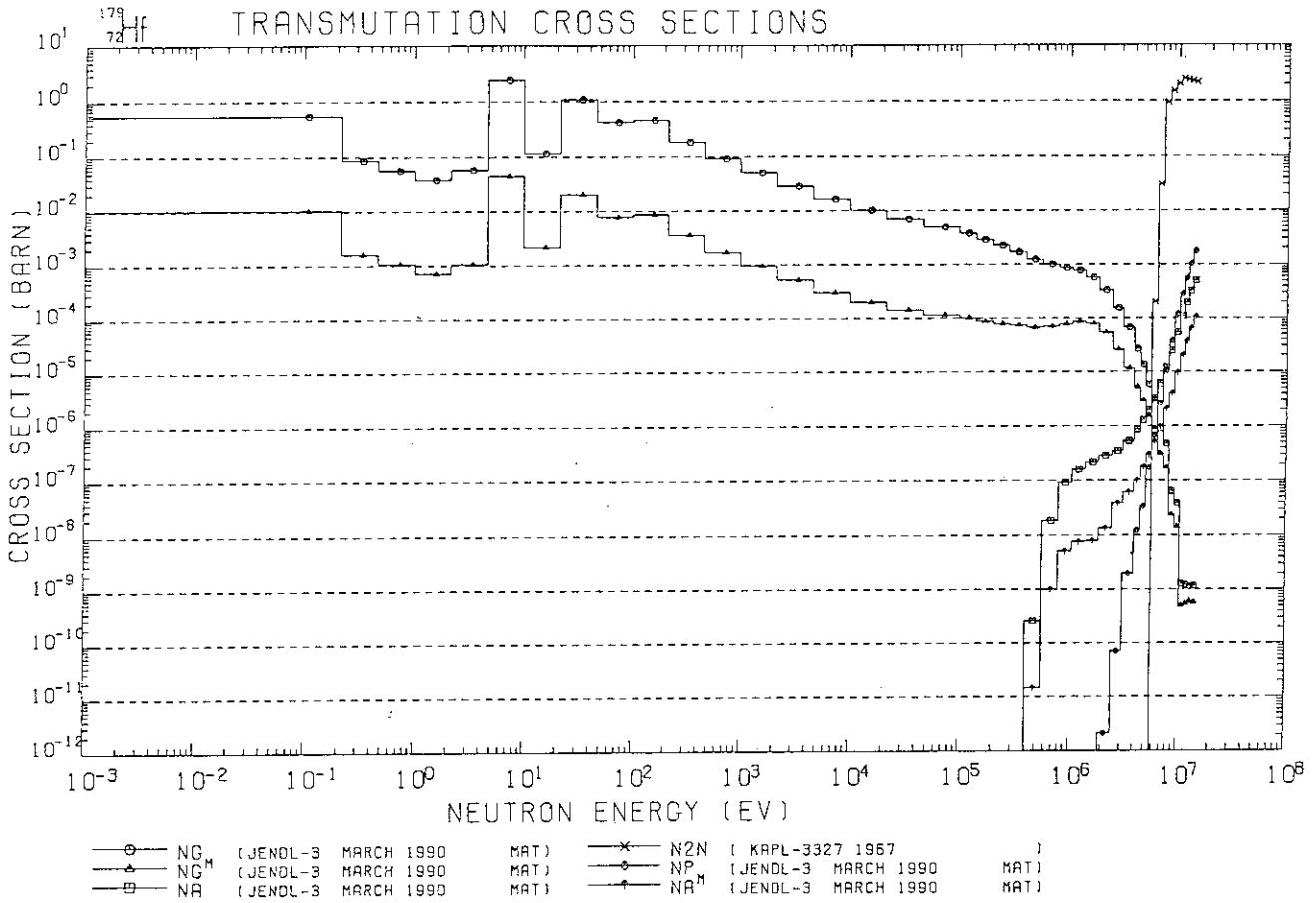




<sup>178</sup><sub>72</sub>Hf DECAY GAMMA-RAY TABLE

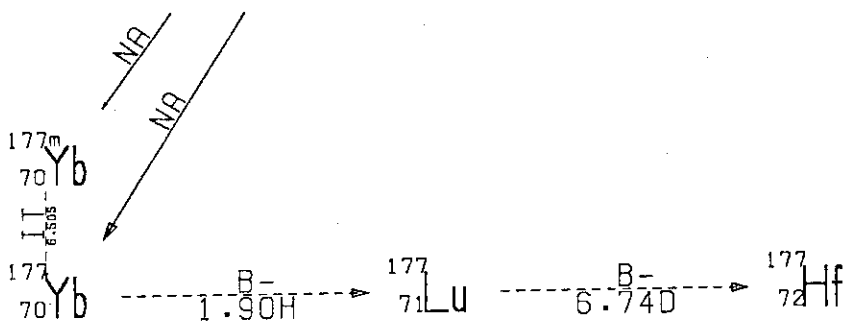
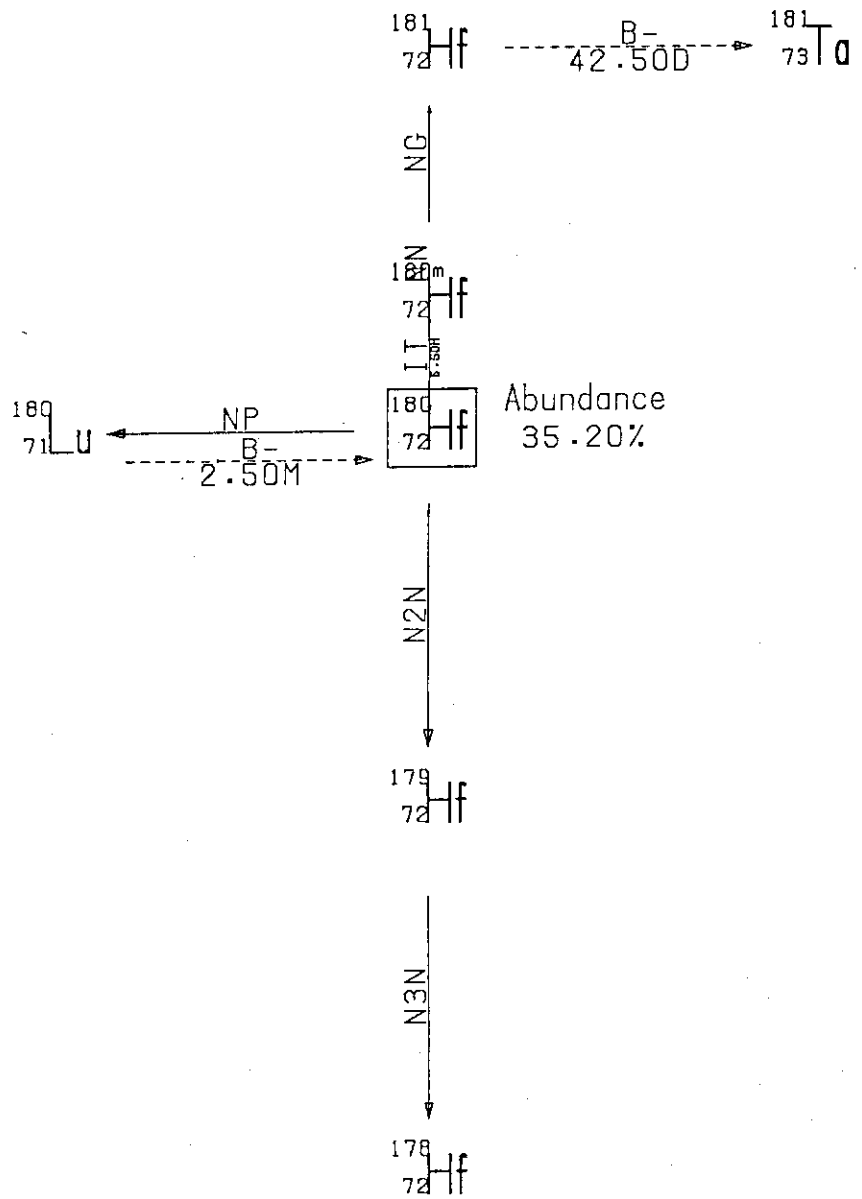
NUCLIDE	HALF LIFE	DECAY GAMMA-RAY ENERGY									
		YIELD (%)									
<sup>178m</sup> <sub>72</sub> Hf	18.60 S	6.11E+05	4.53E+05	3.62E+05	1.23E+05	1.48E+05	4.10E+05	1.99E+05	3.16E+05	1.70E+05	2.36E+05
		0.00	65.40	99.20	25.63	26.11	20.78	20.75	19.59	18.71	18.17
<sup>178</sup> <sub>70</sub> Yb	101.0 H	5.11E+05	9.96E+05	2.89E+05	1.14E+05	1.45E+05	1.38E+05	2.51E+05			
		0.00	6.11	2.84	1.77	0.32	0.10	0.08			
<sup>178</sup> <sub>71</sub> Lu	30.00 M	5.11E+05	9.30E+04	1.34E+05	1.31E+05	1.27E+05	1.40E+05	1.50E+05	2.04E+05	1.69E+05	1.25E+05
		0.00	5.77	5.00	1.60	1.06	0.55	0.95	0.35	0.31	0.25
<sup>178m</sup> <sub>72</sub> Hf	4.30 S	5.11E+05	4.26E+05	3.26E+05	5.74E+05	2.19E+05	4.85E+05	2.17E+05	8.89E+04	9.32E+04	2.58E+05
		0.00	97.17	84.13	83.80	81.15	68.82	63.63	62.14	17.32	15.62
<sup>178m</sup> <sub>71</sub> Lu	20.00 M	5.11E+05	4.26E+05	3.26E+05	2.13E+05	8.90E+04	9.30E+04	3.32E+05	2.17E+05		
		0.00	97.05	84.43	79.87	63.85	17.95	11.74	2.62		

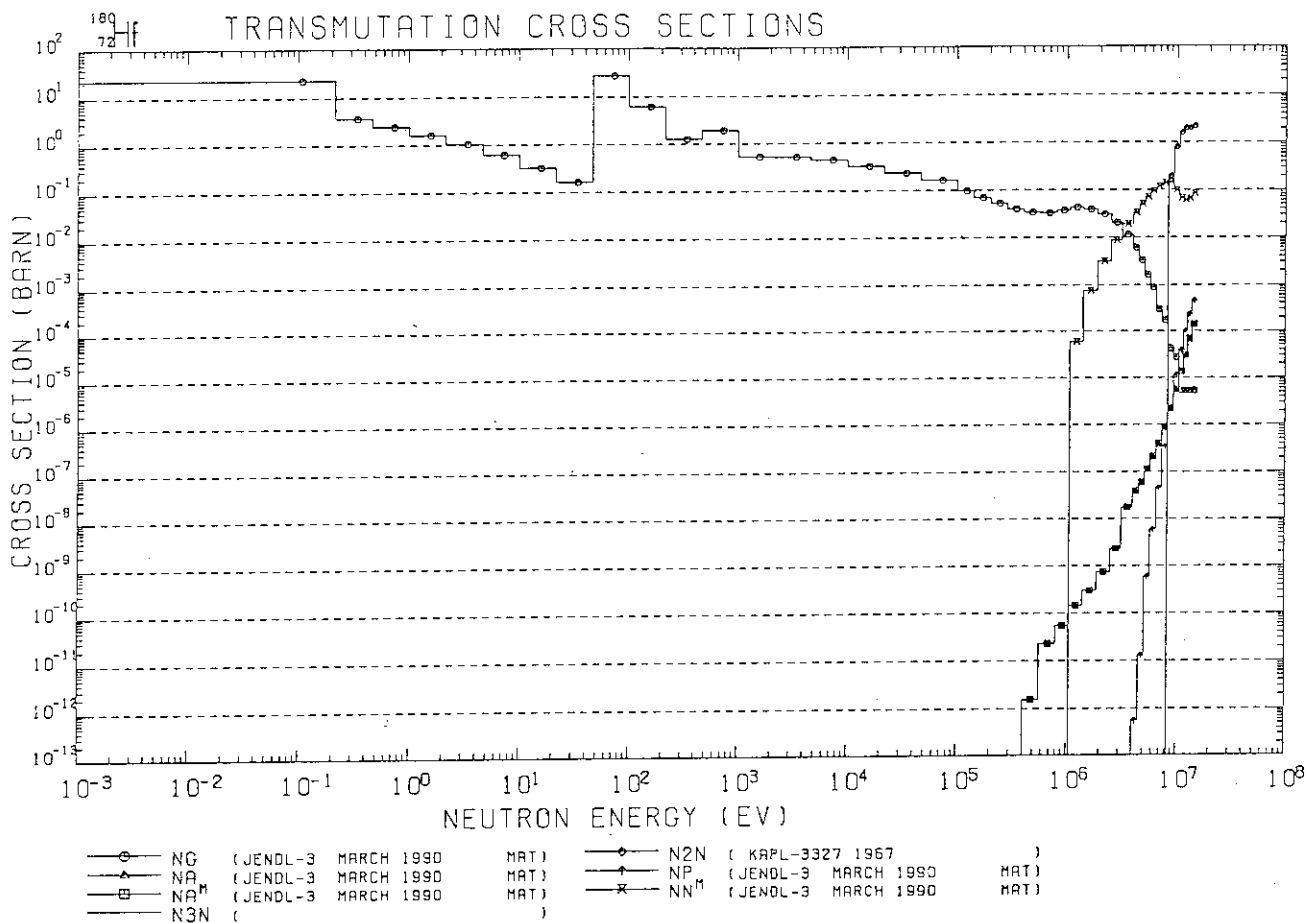




<sup>179</sup><sub>72</sub>Hf DECAY GAMMA-RAY TABLE

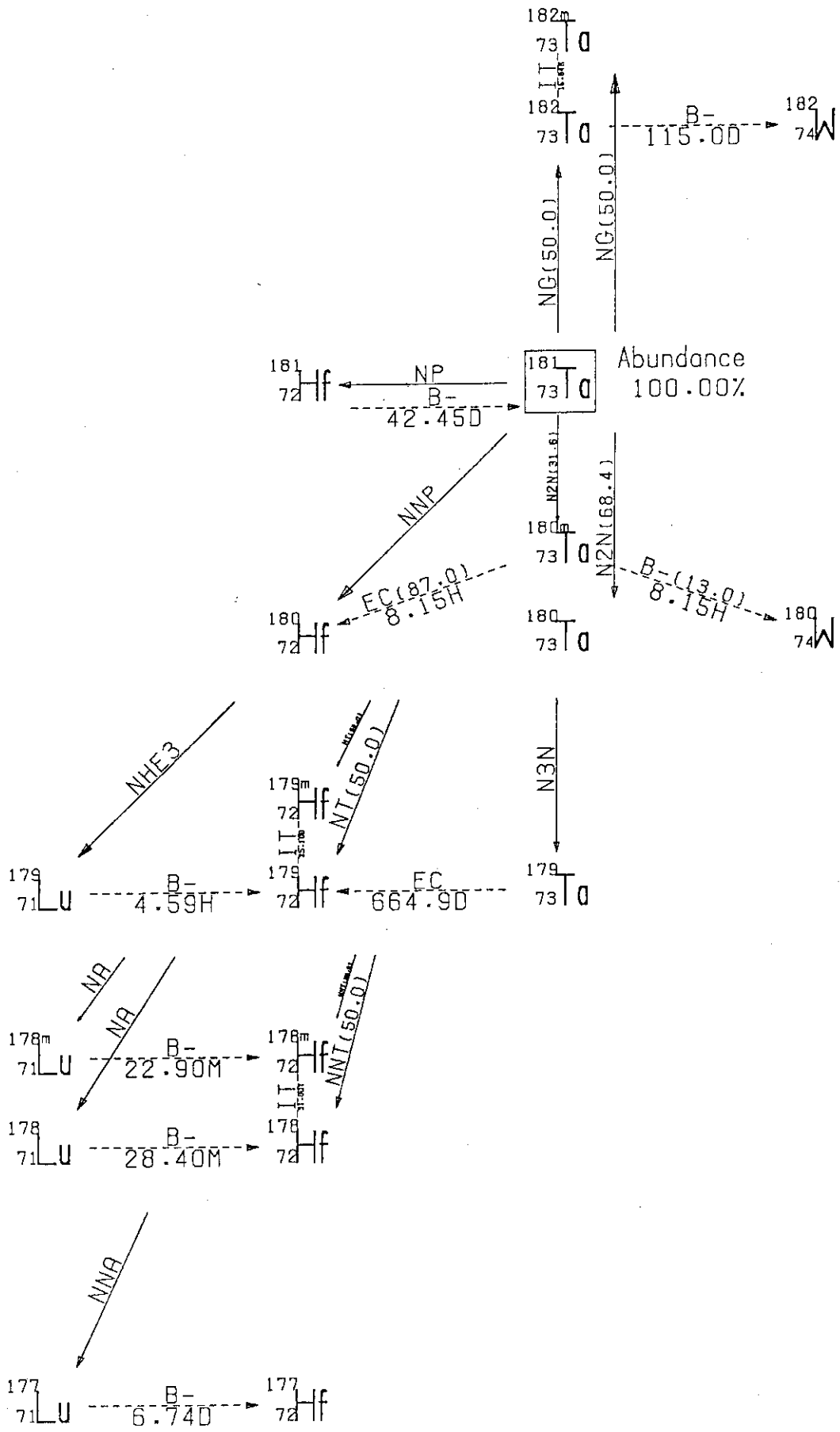
NUCLIDE	HALF LIFE	DECAY GAMMA-RAY ENERGY							
		YIELD (%)							
<sup>180m</sup> <sub>72</sub> Hf	5.50 H	5.11E+05	3.32E+05	4.43E+05	2.15E+05	5.75E+04	9.33E+04	5.01E+05	
		0.00	94.40	85.38	81.89	48.48	17.04	12.85	
<sup>179</sup> <sub>72</sub> Lu	4.60 H	5.11E+05	2.14E+05	2.15E+05	1.23E+05	3.38E+05	1.23E+05	8.59E+05	8.70E+05
		0.00	11.62	0.45	0.46	0.19	0.15	0.10	0.05
<sup>176m</sup> <sub>70</sub> Yb	11.00 S	5.11E+05	2.93E+05	3.90E+05	1.80E+05	9.81E+04	8.20E+04		
		0.00	92.60	90.75	81.48	73.15	13.89		

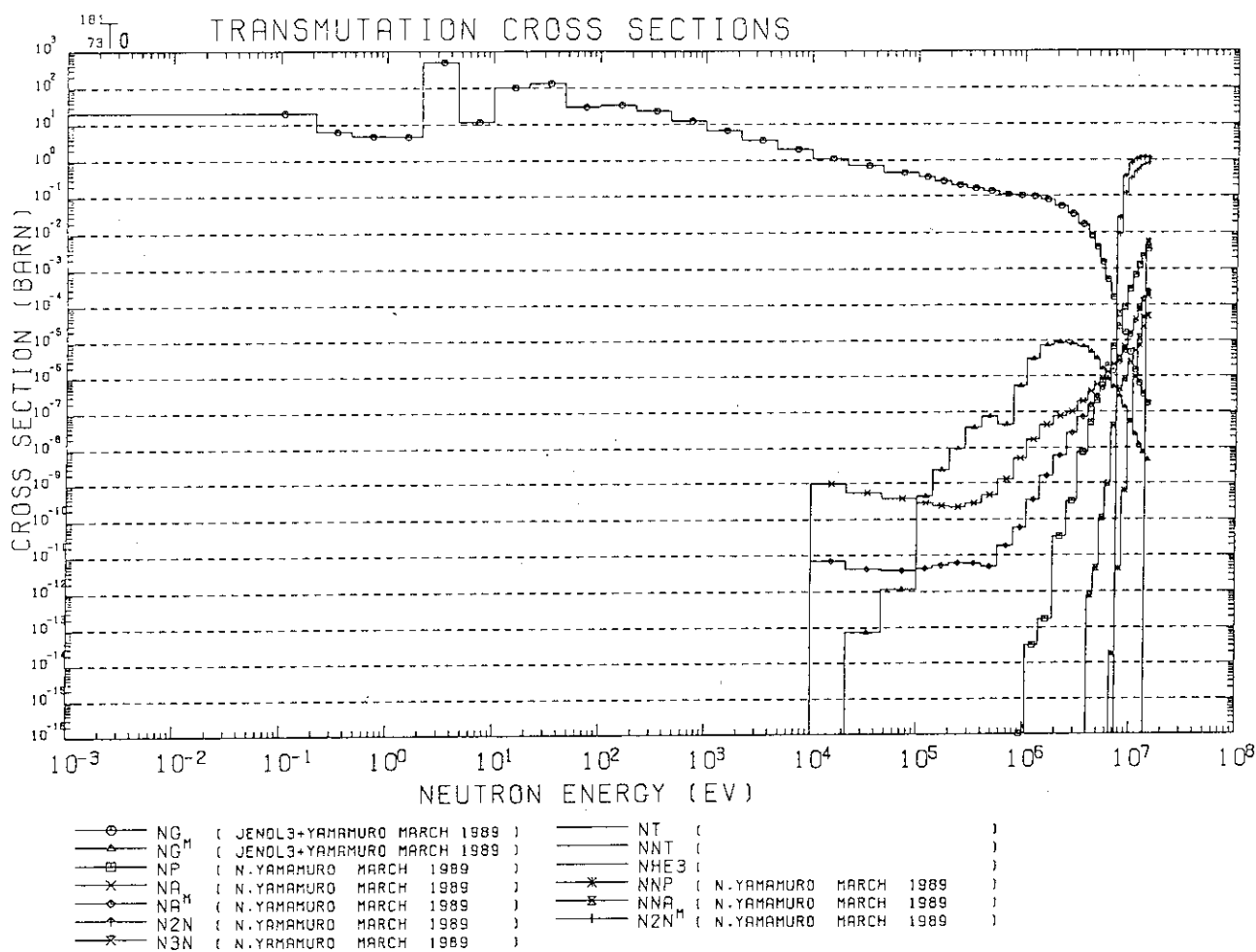




<sup>180</sup><sub>72</sub>Hf DECAY GAMMA-RAY TABLE

NUCLIDE	HALF LIFE	DECAY GAMMA-RAY ENERGY									
		YIELD (%)									
<sup>180</sup> <sub>72</sub> Hf	42.50 D	5.11E+05	4.82E+05	1.33E+05	3.46E+05	1.38E+05	1.37E+05	4.76E+05	6.16E+05		
		0.00	81.20	40.00	13.00	6.00	1.70	1.70	0.20		
<sup>177m</sup> <sub>70</sub> Yb	6.50 S	5.11E+05	1.04E+05								
		0.00	76.50								
<sup>177</sup> <sub>70</sub> Yb	1.90 H	5.11E+05	1.50E+05	1.02E+06	1.22E+05	1.24E+05	1.39E+05	9.42E+05	8.26E+05	1.15E+06	1.03E+06
		0.00	20.07	5.54	3.45	3.38	1.23	1.01	0.65	0.65	0.64
<sup>177</sup> <sub>71</sub> Lu	6.74 D	5.11E+05	2.28E+05	1.13E+05	7.20E+04	3.21E+05	2.50E+05	1.37E+05			
		0.00	11.10	6.70	1.67	0.22	0.21	0.06			
<sup>180</sup> <sub>71</sub> Lu	2.50 M	5.11E+05	4.08E+05	1.20E+06	1.11E+05	2.15E+05	1.20E+05	3.17E+05	1.30E+06	9.33E+04	1.51E+06
		0.00	50.20	26.78	23.62	21.01	15.23	15.03	14.27	13.32	7.84
<sup>180m</sup> <sub>72</sub> Hf	5.50 H	5.11E+05	3.32E+05	4.43E+05	2.15E+05	5.75E+04	9.33E+04	6.01E+05			
		0.00	84.40	86.38	81.68	48.46	17.04	12.85			

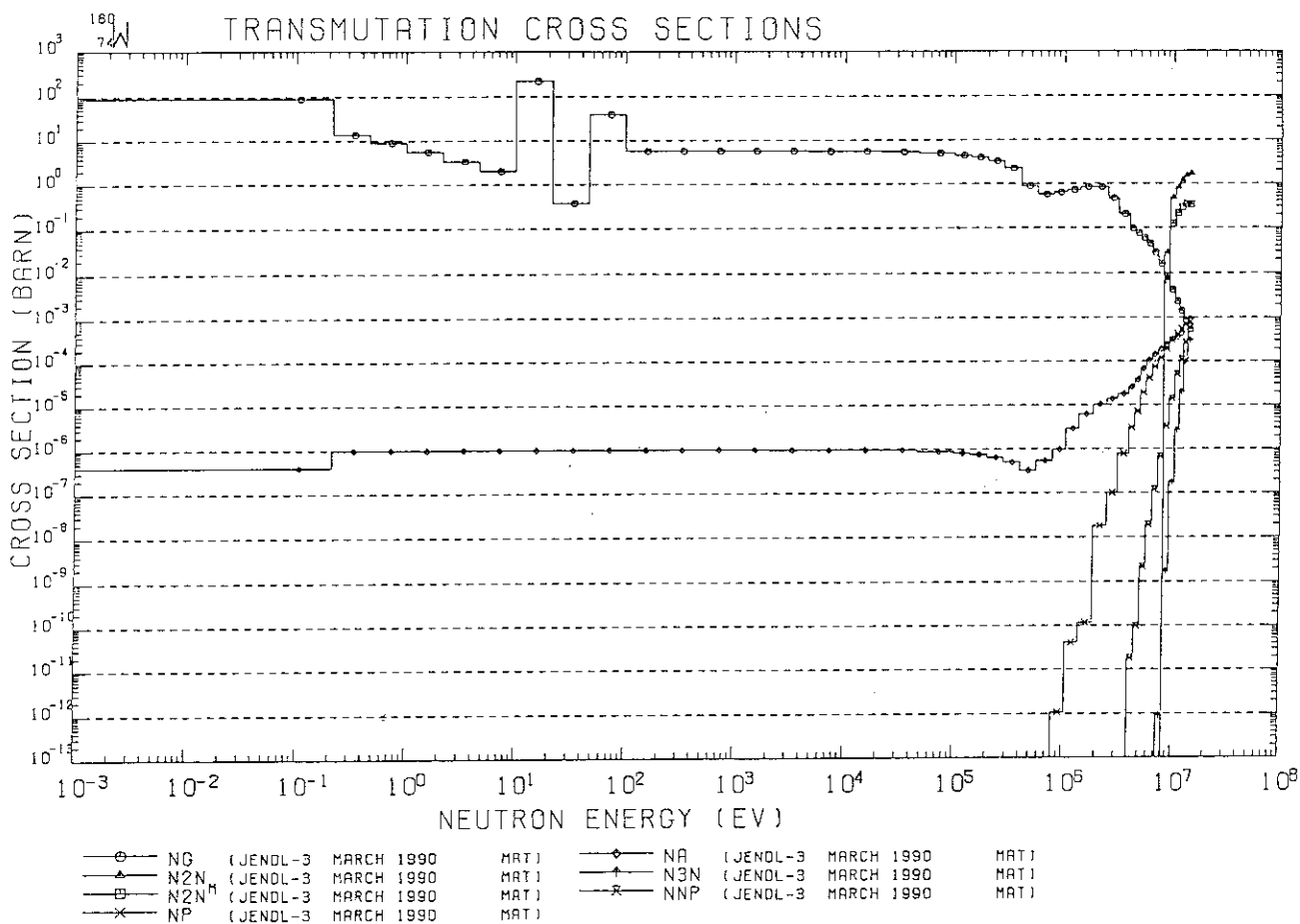




181  
73TlO DECAY GAMMA-RAY TABLE

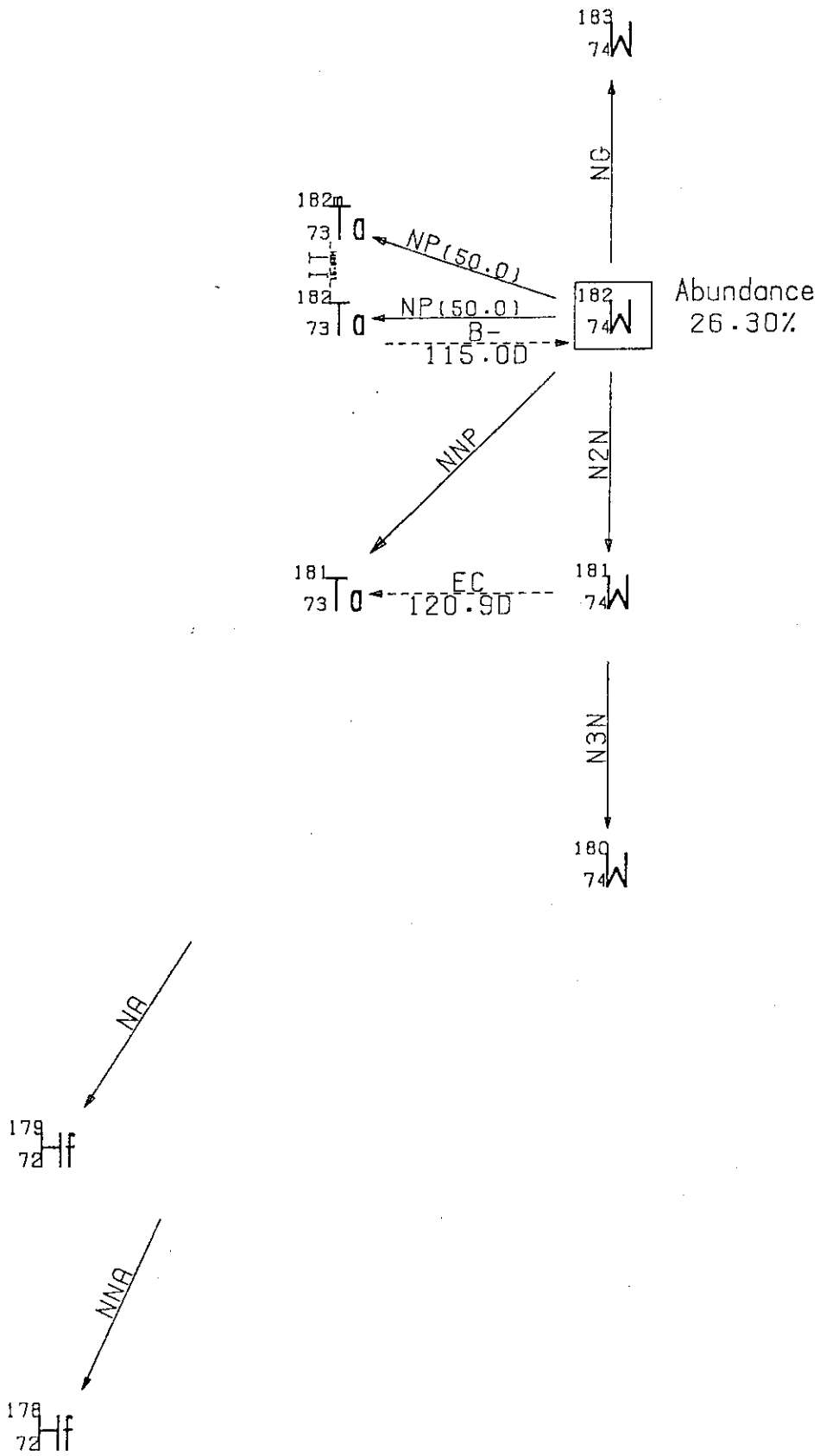
NUCLIDE	HALF LIFE	DECAY GAMMA-RAY ENERGY									
		YIELD (%)									
		5.11E+05	1.12E+05	1.22E+05	1.19E+06	1.23E+06	1.00E+05	1.26E+06	1.29E+06	1.16E+06	1.27E+06
182 73TlO	115.0 D	0.00	35.15	27.17	16.40	11.58	2.08	1.50	1.35	1.00	0.65
182 73TlO	15.84 M	0.00	47.20	36.05	23.74	6.66	0.29				
181 73Tl <sup>m</sup>	42.45 D	0.00	81.20	40.00	15.00	6.00	1.70	1.70	0.20		
173 71Lu	28.40 M	0.00	5.77	5.00	1.50	1.05	0.65	0.36	0.35	0.31	0.25
173 71Lu	22.90 M	0.00	97.05	94.43	79.87	63.85	17.95	11.74	2.62		
173 72Hf	31.00 Y	0.00	97.17	94.13	83.80	81.15	68.92	53.83	62.14	17.32	16.62
180 73TlO	8.15 H	0.00	0.50	0.30							
179 73TlO	664.9 D										
179 71Lu	4.59 H	0.00	11.63	0.45	0.45	0.19	0.15	0.10	0.06		
179 72Hf	25.10 D	0.00	65.40	38.20	26.69	25.11	20.78	20.75	19.59	18.71	16.17
177 71Lu	6.74 O	0.00	11.10	6.70	1.67	0.22	0.21	0.06			

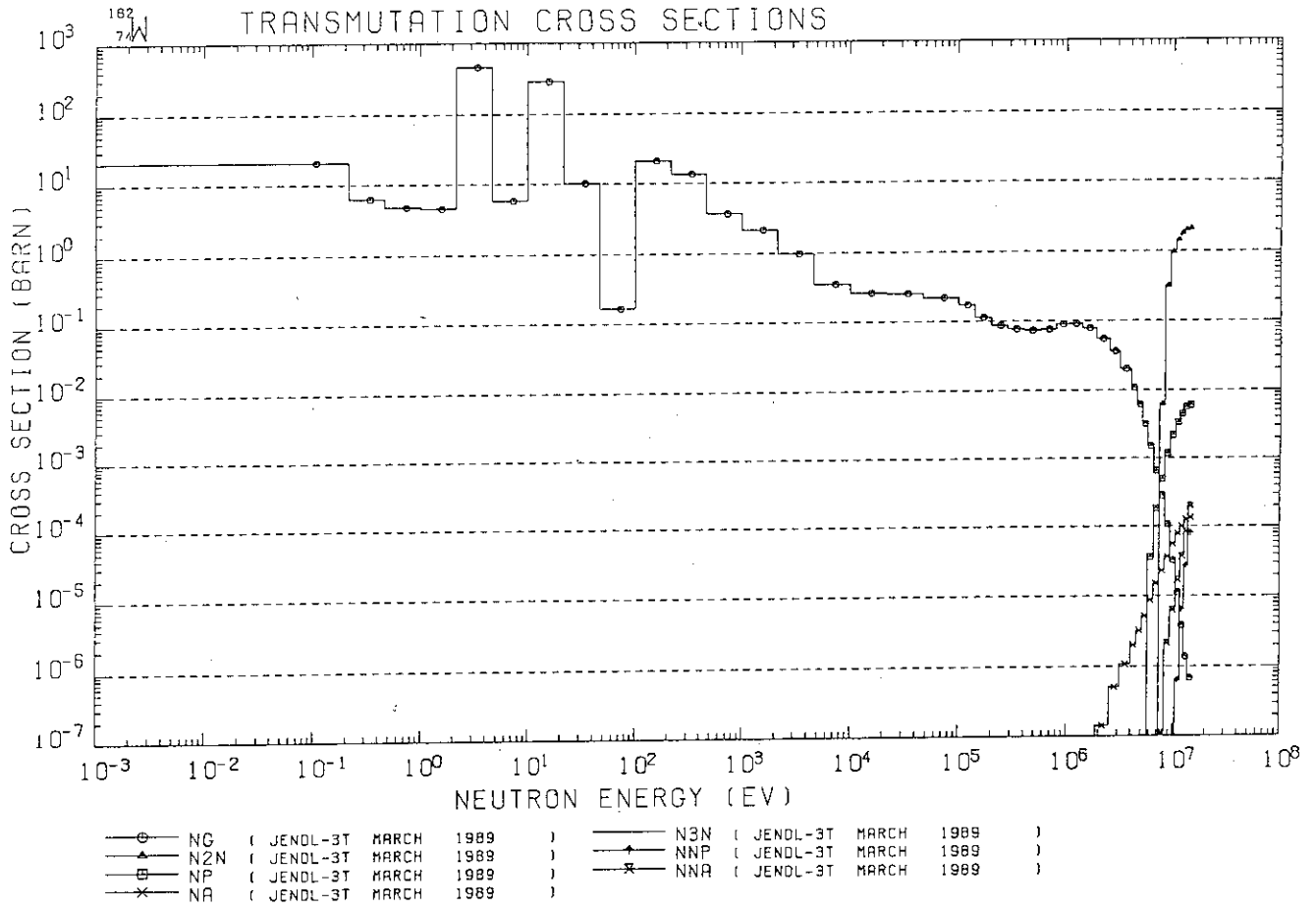




180  
74W DECAY GAMMA-RAY TABLE

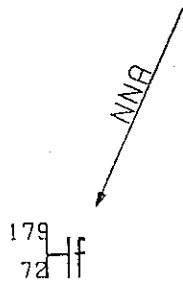
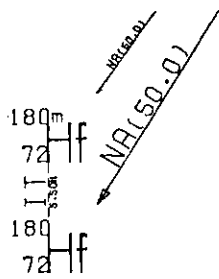
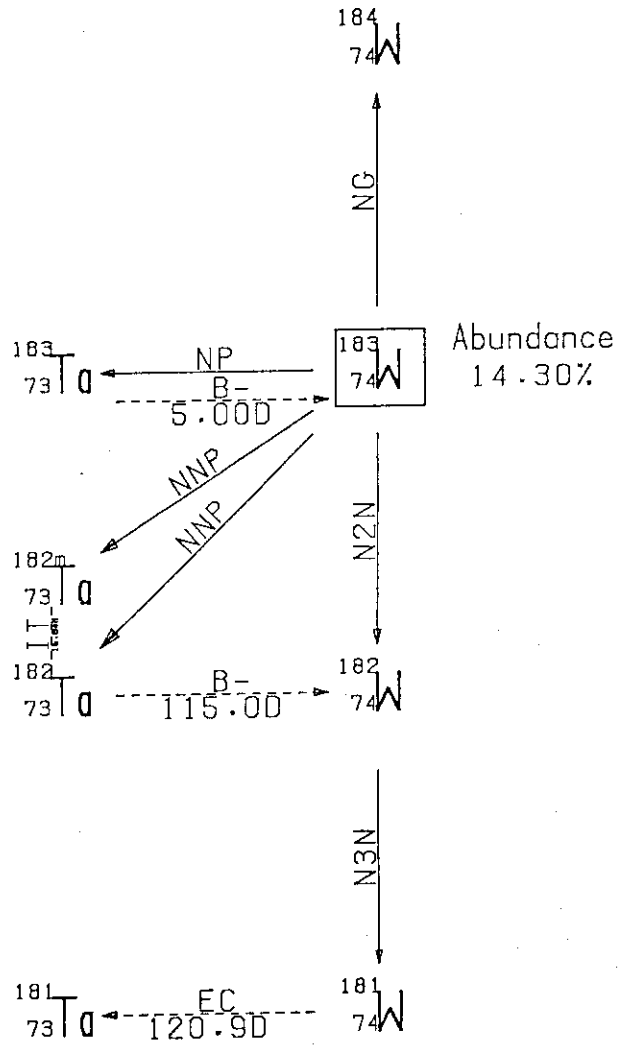
NUCLIDE	HALF LIFE	DECAY GAMMA-RAY ENERGY								
		YIELD (%)								
181 74W	120.9 D									
178 74W	37.50 M	6.11E+05	9.07E+04	1.34E+05						
		0.00	18.00	0.11						
178m 74W	5.40 M	5.11E+05	2.22E+05	1.02E+05	1.20E+05	2.33E+05	2.82E+05	2.89E+05		
		0.00	8.63	0.52	0.32	0.22	0.19	0.09		
178 73O	654.9 D									
180 73O	8.15 H	6.11E+05	9.30E+04	1.04E+05						
		0.00	0.50	0.30						
177g 73Tl	51.40 M	5.11E+05	2.08E+05	2.28E+05	3.78E+05	1.13E+05	4.18E+05	3.28E+05	1.53E+05	1.28E+05
		0.00	83.81	50.67	36.24	28.20	26.77	23.24	29.10	20.71
178 74W	21.50 D									
178 73O	9.40 M									
178m 72Tl	4.30 S	5.11E+05	4.26E+05	3.26E+05	6.74E+05	2.13E+05	4.96E+05	2.17E+05	8.89E+04	9.32E+04
		0.00	97.17	94.13	83.80	81.16	68.92	63.83	62.14	17.32

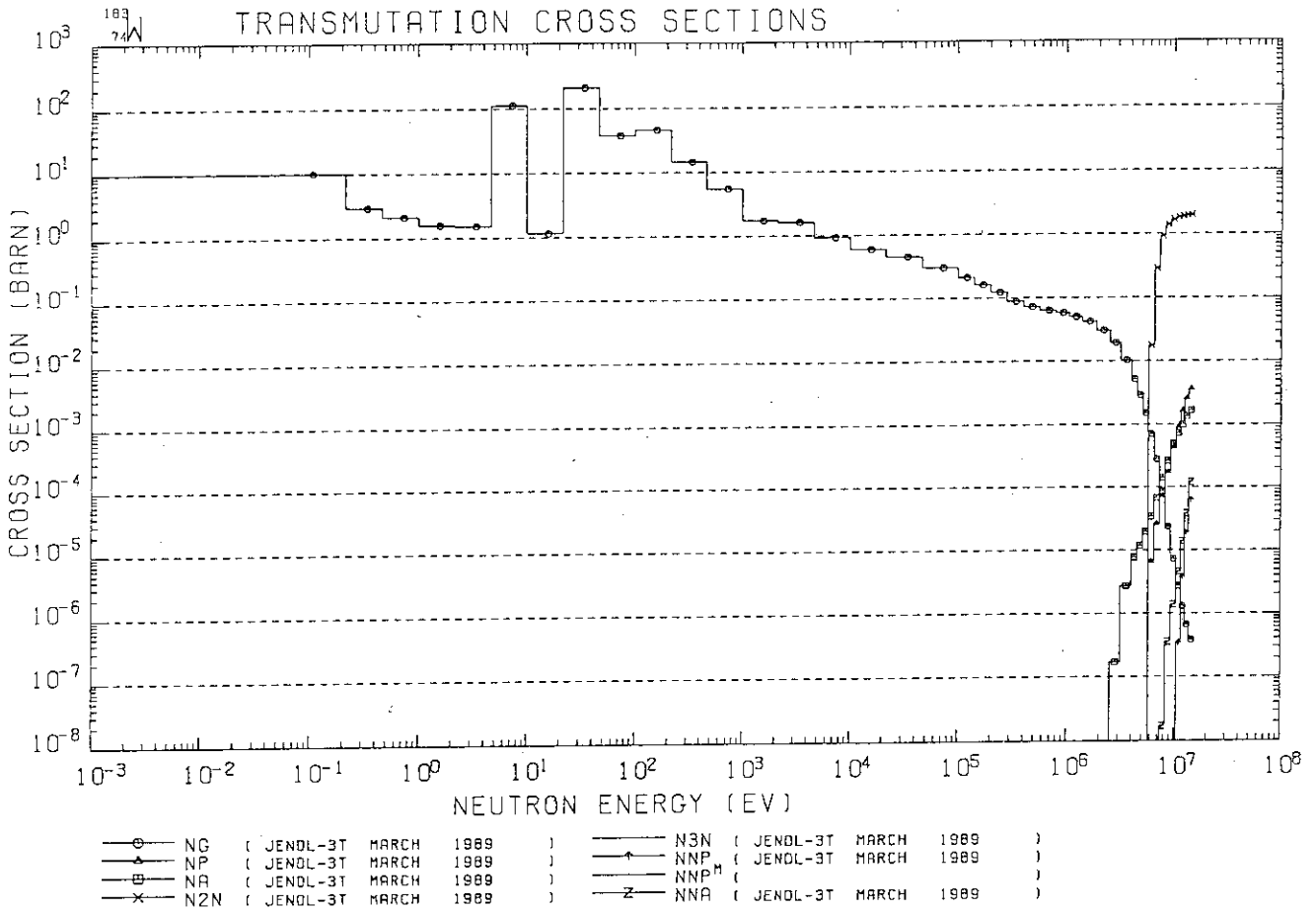




### 182 74W DECAY GAMMA-RAY TABLE

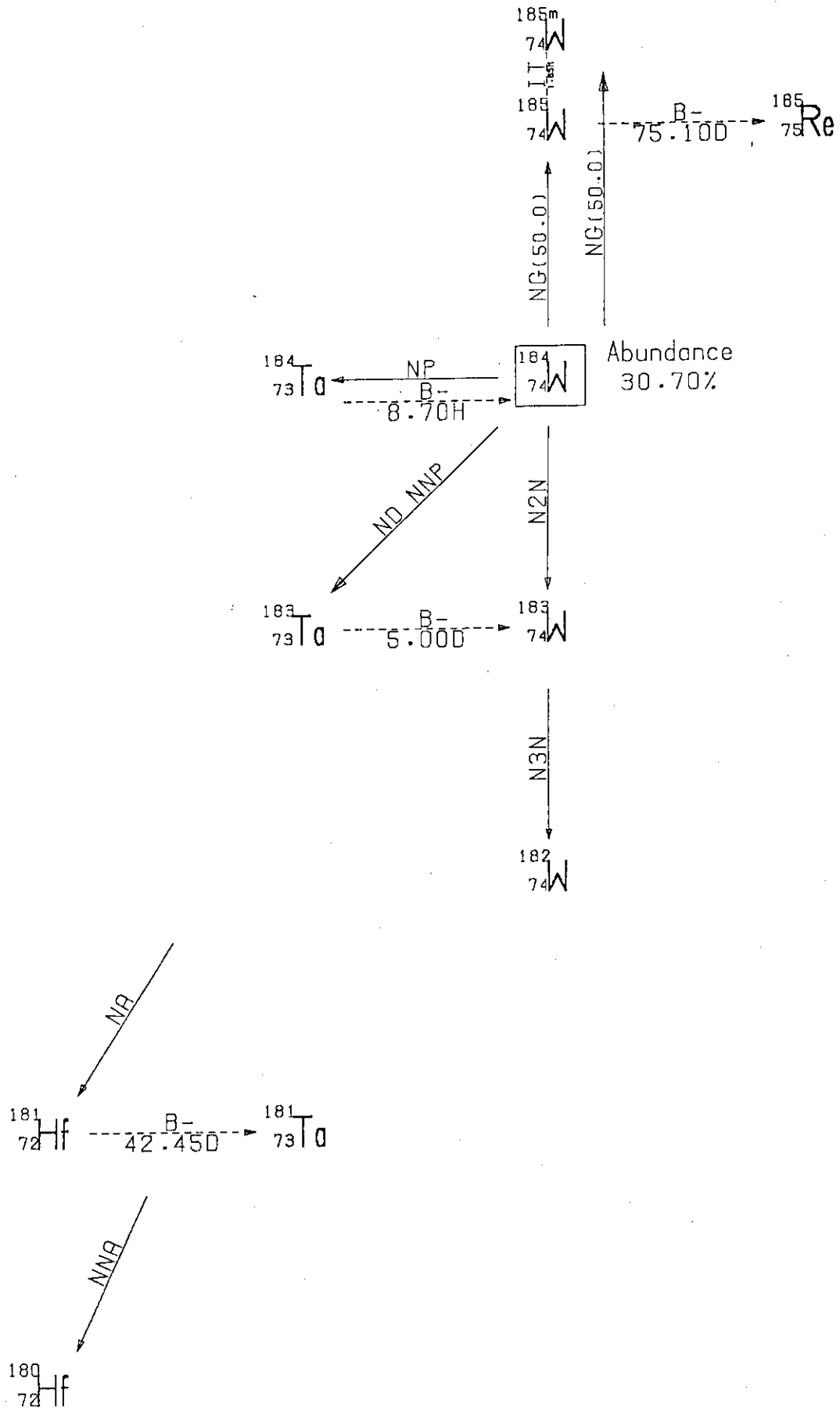
NUCLIDE	HALF LIFE	DECAY GAMMA-RAY ENERGY									
		YIELD (%)									
181 74W	120.9 D										
182 74W	115.0 D	5.11E+05	1.12E+06	1.22E+06	1.19E+06	1.25E+06	1.00E+06	1.28E+06	1.29E+06	1.16E+06	1.27E+06
		0.90	35.15	27.17	16.40	11.58	2.08	1.50	1.36	1.00	0.85
182m 74W	15.84 M										
		5.11E+05	1.72E+05	1.47E+05	1.85E+05	3.18E+05	3.56E+05				
		0.00	47.20	96.06	23.74	6.68	0.29				

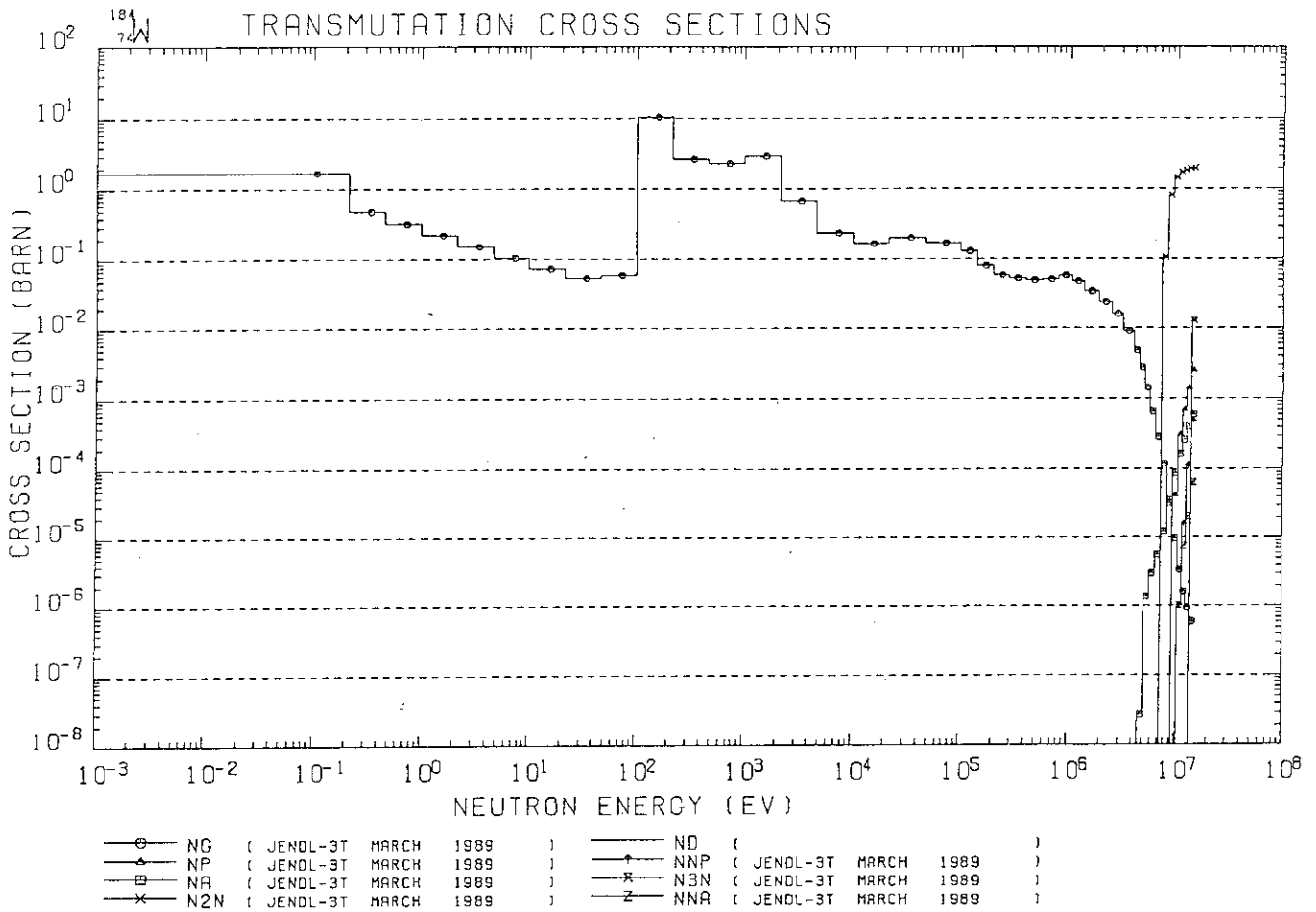




<sup>183</sup><sub>74</sub>W DECAY GAMMA-RAY TABLE

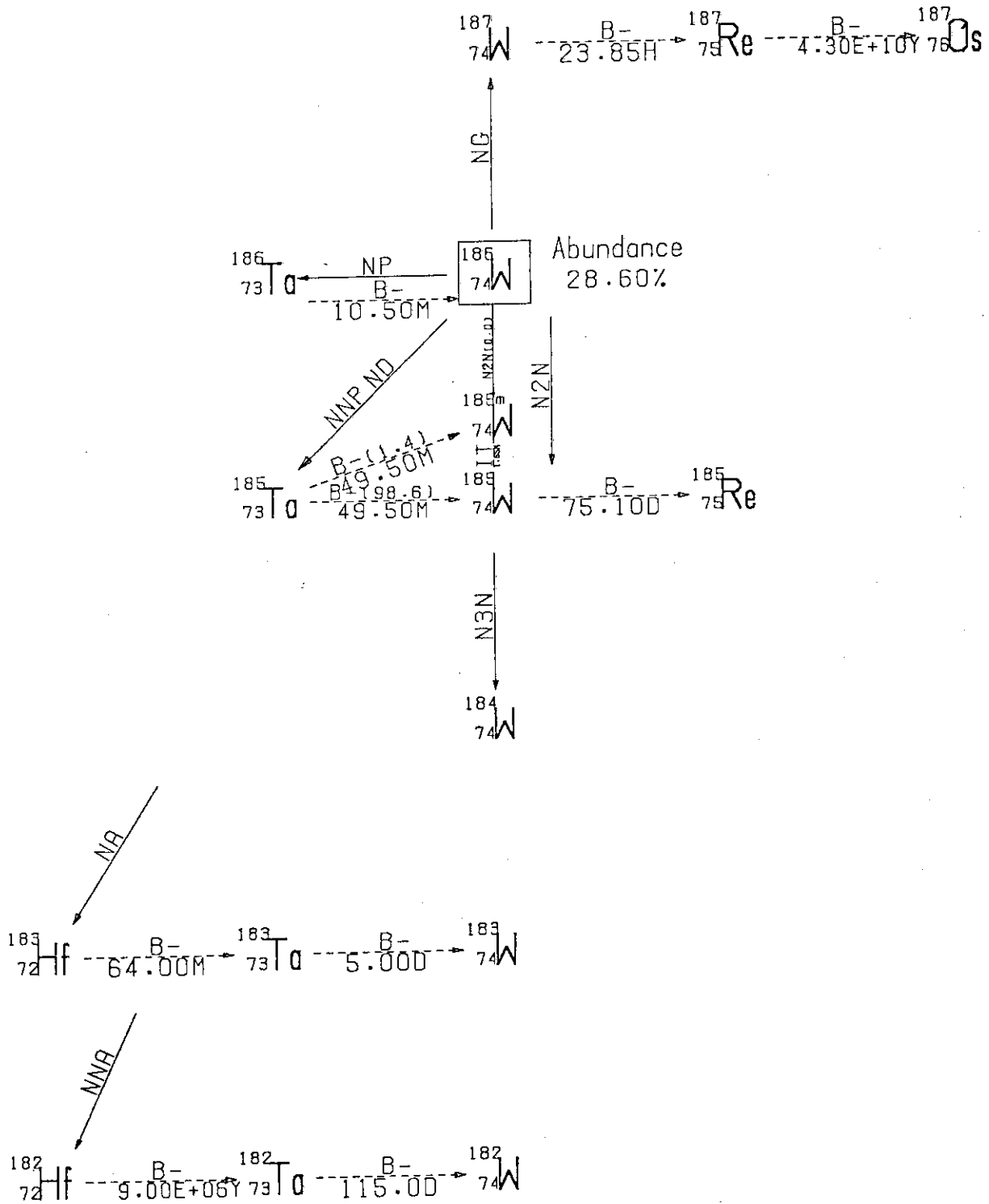
NUCLIDE	HALF LIFE	DECAY GAMMA-RAY ENERGY									
		YIELD (%)									
		0.00	27.30	12.05	11.80	9.45	8.74	7.42	7.27	5.87	5.67
<sup>183</sup> <sub>73</sub> Ta	5.00 D	5.11E+05	2.46E+05	1.08E+05	3.54E+05	1.61E+05	2.44E+05	3.13E+05	9.91E+04	4.65E+04	5.26E+04
<sup>183m</sup> <sub>73</sub> Ta	5.50 H	5.11E+05	3.32E+05	4.43E+05	2.18E+05	5.75E+04	9.33E+04	5.01E+05			
<sup>181</sup> <sub>74</sub> W	120.9 D										
<sup>182</sup> <sub>73</sub> Ta	115.0 D	5.11E+05	1.12E+05	1.22E+05	1.19E+05	1.23E+05	1.00E+05	1.26E+05	1.29E+05	1.16E+05	1.27E+05
<sup>182m</sup> <sub>73</sub> Ta	15.84 M	5.11E+05	1.72E+05	1.47E+05	1.85E+05	3.18E+05	3.55E+05				

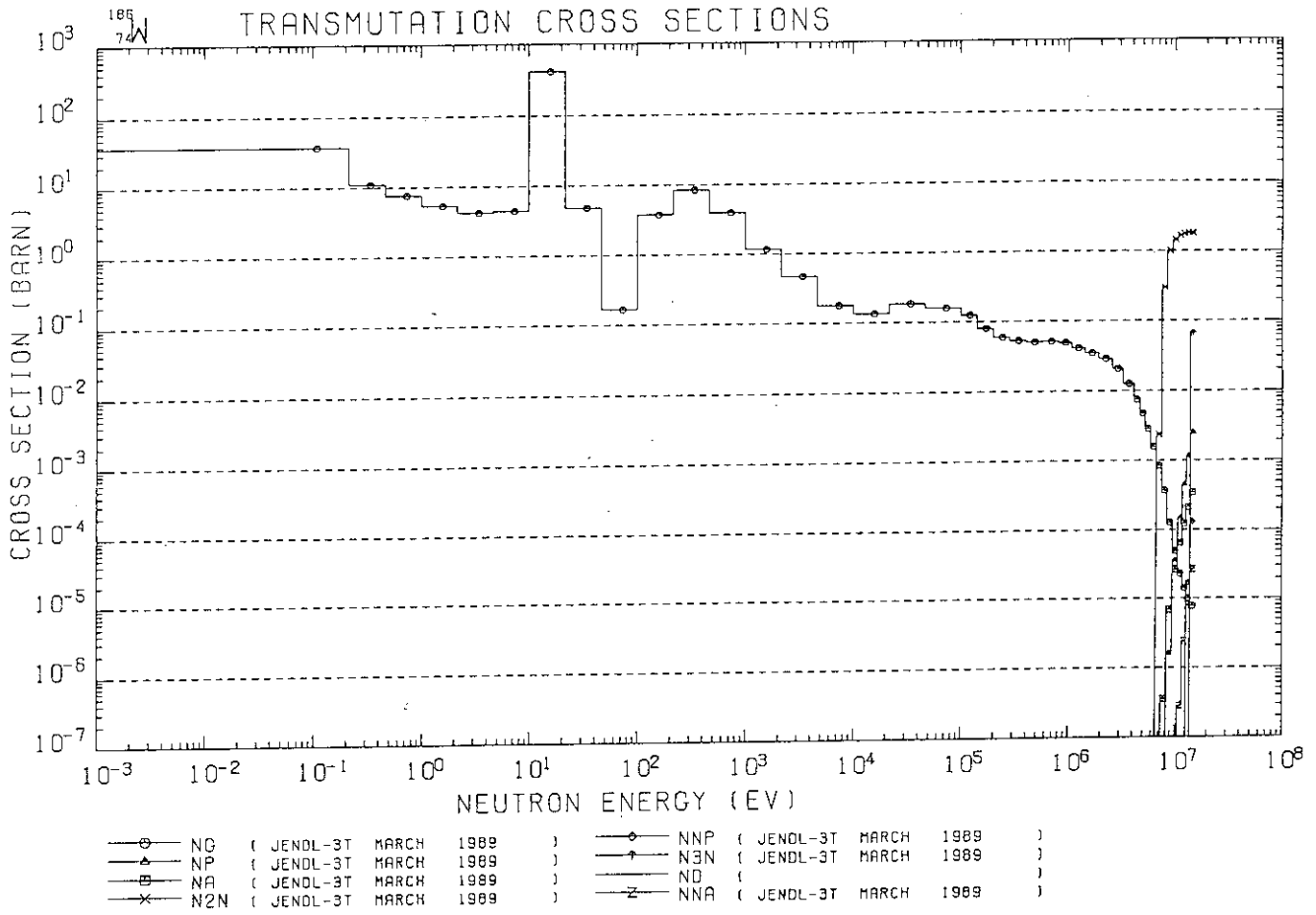




<sup>184</sup><sub>72</sub>W DECAY GAMMA-RAY TABLE

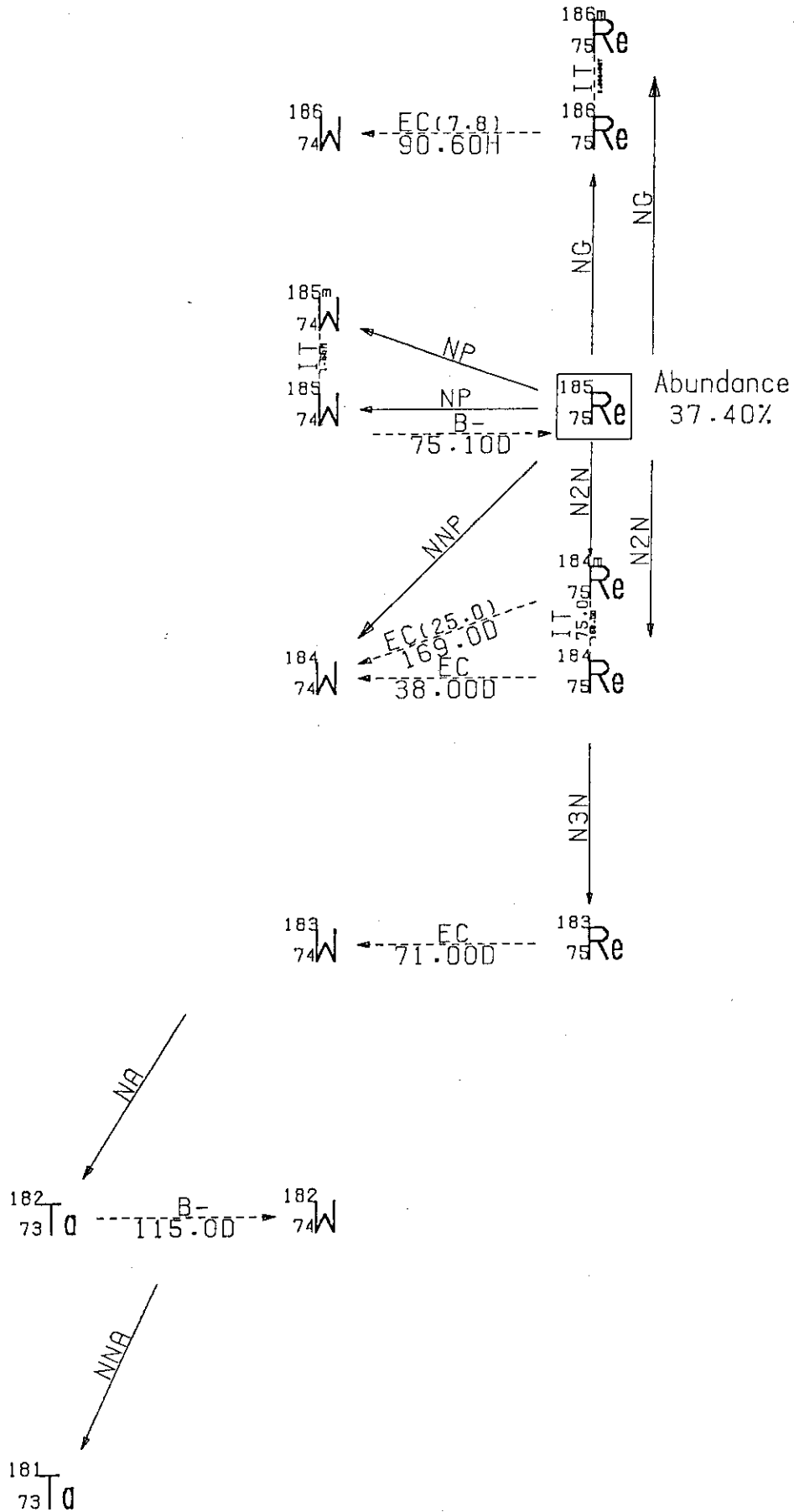
NUCLIDE	HALF LIFE	DECAY GAMMA-RAY ENERGY										
		YIELD (%)										
<sup>185</sup> <sub>72</sub> W	75.10 D	5.11E+05	1.25E+05									
		0.00	0.02									
<sup>185m</sup> <sub>72</sub> W	1.65 M	5.11E+05	8.59E+04	1.92E+05	1.74E+05	1.08E+05	1.64E+05	1.08E+05	2.35E+04	9.45E+04	1.22E+05	
		0.00	5.14	4.30	3.18	0.79	0.57	0.35	0.17	0.11	0.09	
<sup>184</sup> <sub>73</sub> Tl	8.70 H	5.11E+05	4.14E+05	2.53E+05	9.21E+05	1.11E+05	9.18E+05	9.03E+05	7.92E+05	5.37E+05	3.84E+05	
		0.00	74.10	44.86	32.91	24.39	29.55	15.45	15.00	13.16	12.66	
<sup>183</sup> <sub>73</sub> Hf	42.45 D	5.11E+05	4.82E+05	1.39E+05	3.46E+05	1.38E+05	1.37E+05	4.75E+05	6.18E+05			
		0.00	81.20	40.00	13.00	6.00	1.70	1.70	0.20			
<sup>193</sup> <sub>73</sub> Tl	5.00 D	5.11E+05	2.46E+05	1.09E+05	3.54E+05	1.51E+05	2.44E+05	3.13E+05	9.91E+04	4.65E+04	5.25E+04	
		0.00	27.30	12.05	11.80	9.45	8.74	7.42	7.27	5.87	5.87	

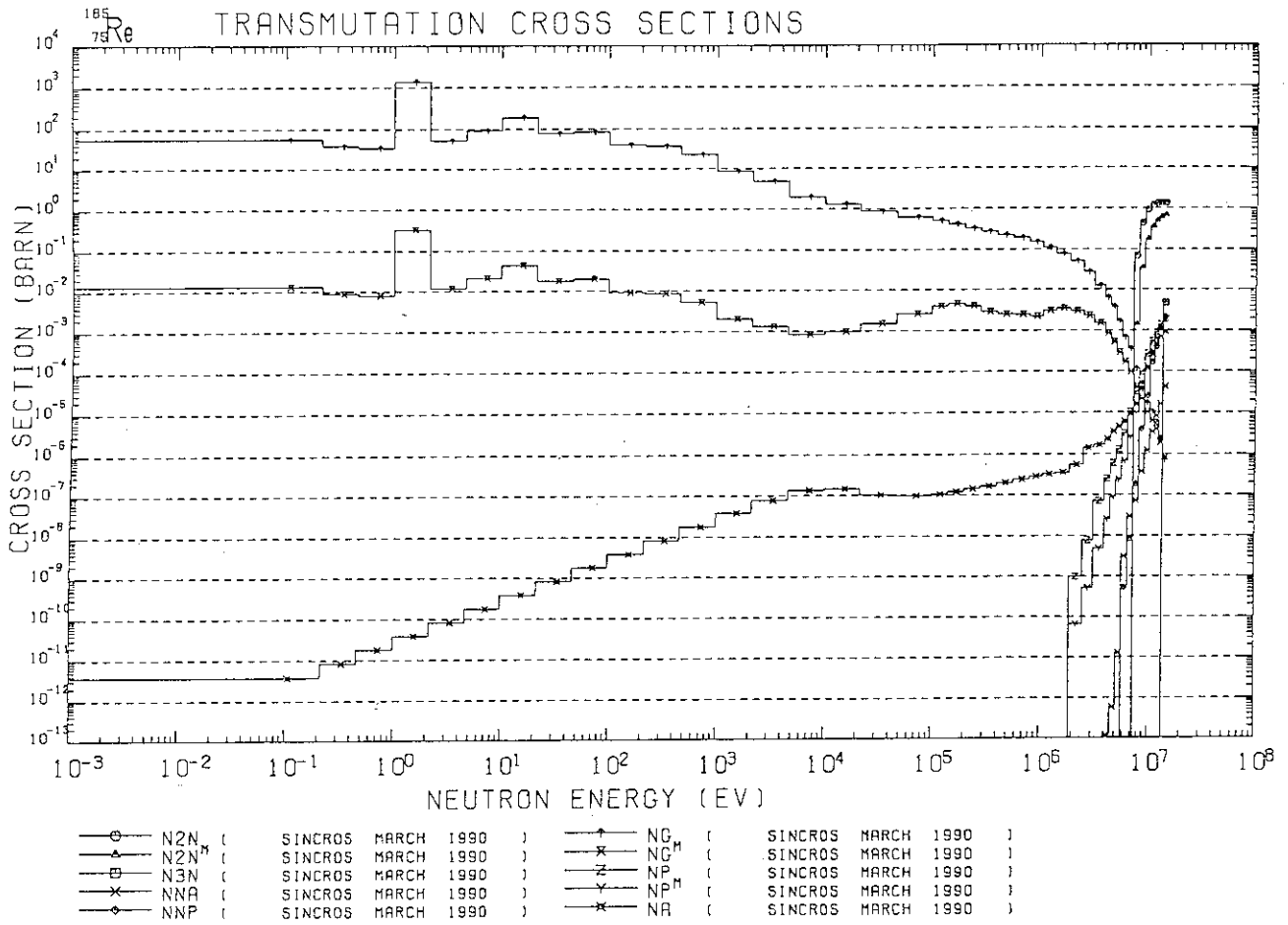




### <sup>185</sup><sub>73</sub>W DECAY GAMMA-RAY TABLE

NUCLIDE	HALF LIFE	DECAY GAMMA-RAY ENERGY										
		YIELD (%)										
<sup>187</sup> <sub>73</sub> W	23.85 H	5.11E+05	2.39E+05	1.14E+05	5.88E+05	4.80E+05	7.25E+04	1.34E+05	6.18E+05	5.52E+05	7.73E+05	
		0.00	82.98	74.08	25.27	21.01	10.71	8.51	6.04	4.89	3.98	
<sup>187</sup> <sub>73</sub> Re	4.30E+10Y	5.11E+05	1.99E+05	2.15E+05	5.11E+05	7.38E+05	6.16E+05	1.22E+05	4.18E+05	7.39E+05	3.08E+05	
		0.00	58.30	49.28	44.02	34.05	32.76	29.56	14.69	11.78	11.26	
<sup>187</sup> <sub>73</sub> Ir	64.00 H	5.11E+05	7.84E+05	7.32E+04	4.58E+05	3.98E+05	1.47E+06	3.16E+05	7.35E+05	4.77E+05	4.81E+05	
		0.00	85.10	38.40	27.33	2.93	2.73	1.22	0.89	0.73	0.70	
<sup>188</sup> <sub>73</sub> Os	5.00 D	5.11E+05	2.46E+05	1.08E+05	3.54E+05	1.61E+05	2.44E+05	3.13E+05	9.91E+04	4.65E+04	6.26E+04	
		0.00	27.30	12.05	11.80	9.45	8.74	7.42	7.27	5.87	5.87	
<sup>188</sup> <sub>73</sub> W	75.10 D	5.11E+05	1.26E+05									
		0.00	0.02									
<sup>185m</sup> <sub>73</sub> W	1.65 H	5.11E+05	8.58E+04	1.32E+05	1.74E+05	1.88E+05	1.64E+05	1.08E+05	2.35E+04	9.45E+04	1.22E+05	
		0.00	5.14	4.20	3.18	0.79	0.57	0.35	0.17	0.11	0.08	
<sup>185</sup> <sub>73</sub> G	49.50 M	5.11E+05	1.78E+05	1.74E+05	2.44E+05	1.08E+05	5.42E+05	1.47E+05	3.95E+05	5.88E+05	5.80E+05	
		0.00	26.30	23.09	4.26	2.60	1.89	1.58	1.38	1.38	1.01	
<sup>182</sup> <sub>73</sub> Ir	9.00E+06Y	5.11E+05	2.70E+05	1.68E+05	1.14E+05							
		0.00	80.00	7.00	2.60							
<sup>182</sup> <sub>73</sub> Tl	115.0 D	5.11E+05	1.12E+05	1.22E+05	1.18E+05	1.23E+05	1.00E+05	1.28E+05	1.29E+05	1.16E+05	1.27E+05	
		0.00	35.15	27.17	16.40	11.58	2.08	1.50	1.36	1.00	0.65	

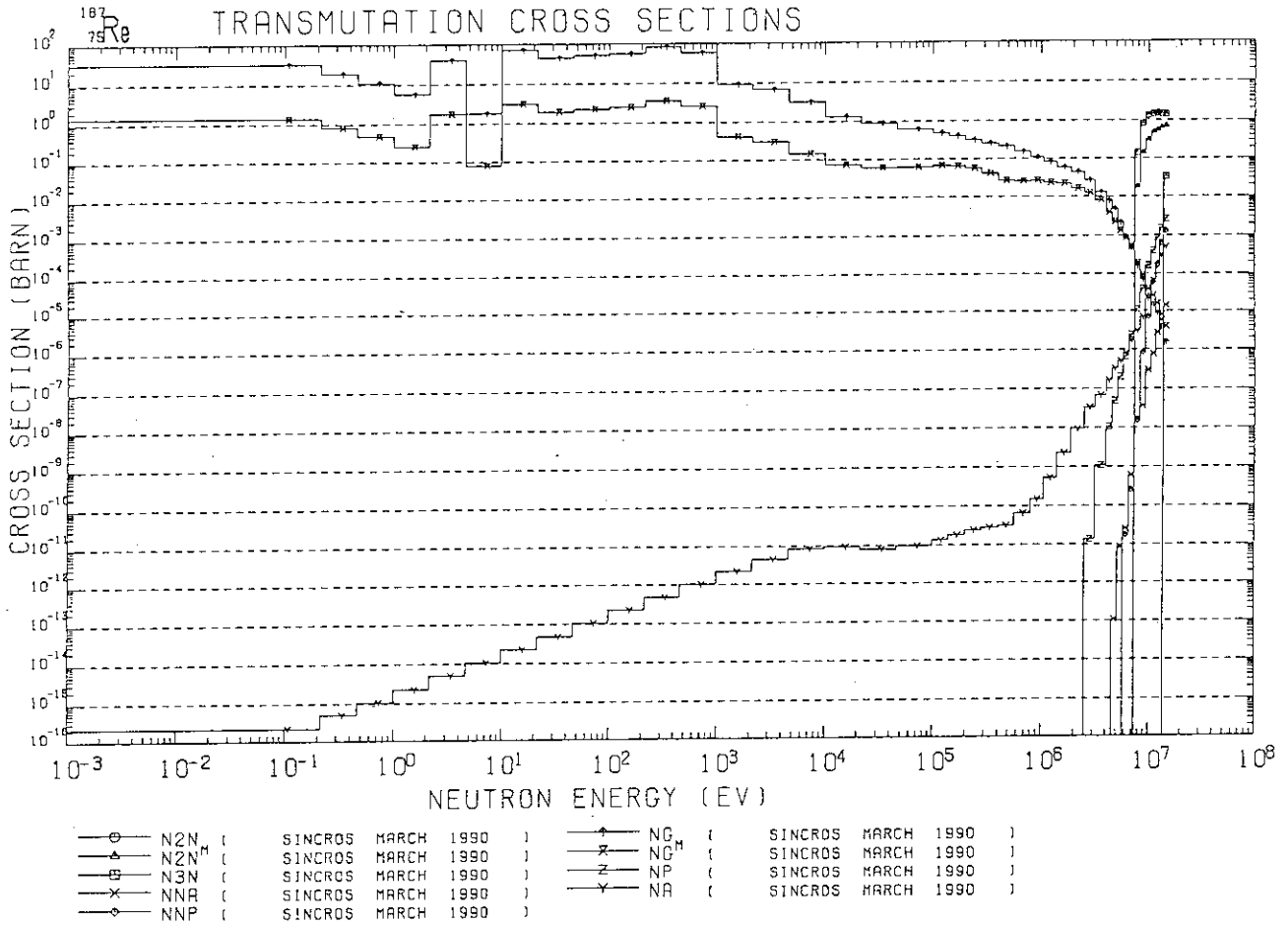




<sup>185</sup>Re  
<sup>75</sup>Re DECAY GAMMA-RAY TABLE

NUCLIDE	HALF LIFE	DECAY GAMMA-RAY ENERGY									
		YIELD (%)									
<sup>184</sup> <sub>75</sub> Re	169.0 D	5.11E+05	1.17E+06	2.53E+05	2.17E+05	9.21E+05	1.61E+05	1.11E+06	3.18E+05	9.03E+05	7.92E+05
		0.00	12.37	10.89	9.82	8.30	6.62	5.91	6.67	5.81	3.77
<sup>184</sup> <sub>75</sub> Re	38.00 D	5.11E+05	9.03E+05	7.92E+05	1.11E+05	8.95E+05	2.53E+05	6.42E+05			
		0.00	39.10	37.54	17.28	15.62	2.97	1.95			
<sup>183</sup> <sub>75</sub> Re	71.00 D	5.11E+05	1.62E+05	4.85E+04	2.92E+05	2.09E+05	1.10E+05	9.91E+04	5.26E+04	1.08E+05	2.46E+05
		0.00	23.59	8.05	3.20	3.00	2.33	2.72	2.24	2.20	1.33
<sup>186</sup> <sub>75</sub> Re	90.60 H	5.11E+05	1.37E+05								
		0.00	9.30								
<sup>186</sup> <sub>75</sub> Re	2.00E+05Y										
<sup>185m</sup> <sub>75</sub> Re	1.66 M	5.11E+05	6.59E+04	1.32E+05	1.74E+05	1.89E+05	1.64E+05	1.08E+05	2.35E+04	9.46E+04	1.22E+05
		0.00	5.14	4.30	3.18	0.79	0.57	0.35	0.17	0.11	0.08
<sup>185</sup> <sub>75</sub> Re	75.10 D	5.11E+05	1.25E+05								
		0.00	0.02								
<sup>182</sup> <sub>75</sub> Td	115.0 D	5.11E+05	1.12E+06	1.22E+06	1.19E+06	1.25E+06	1.00E+06	1.25E+06	1.29E+06	1.16E+06	1.27E+06
		0.00	35.16	27.17	16.40	11.58	2.08	1.50	1.35	1.00	0.65

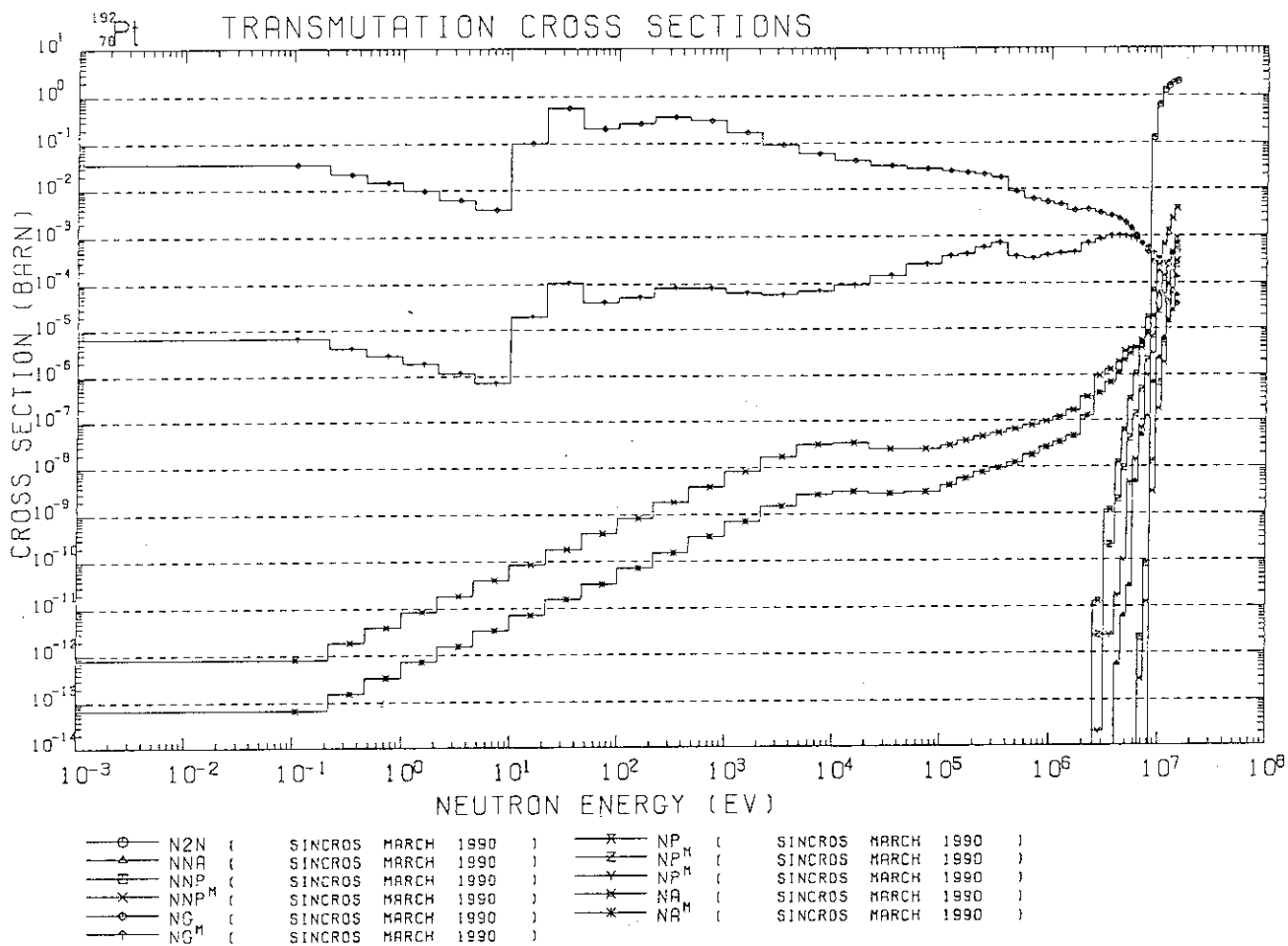




<sup>187</sup>Re DECAY GAMMA-RAY TABLE

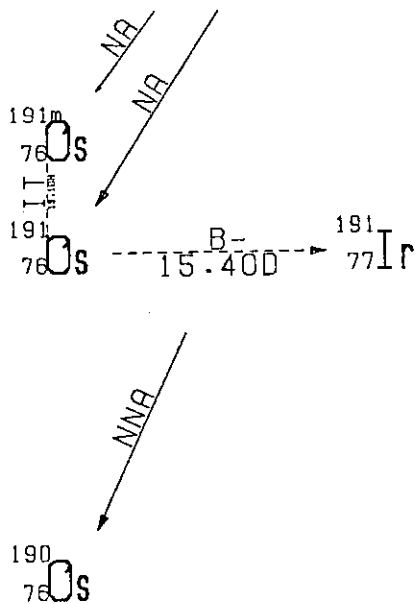
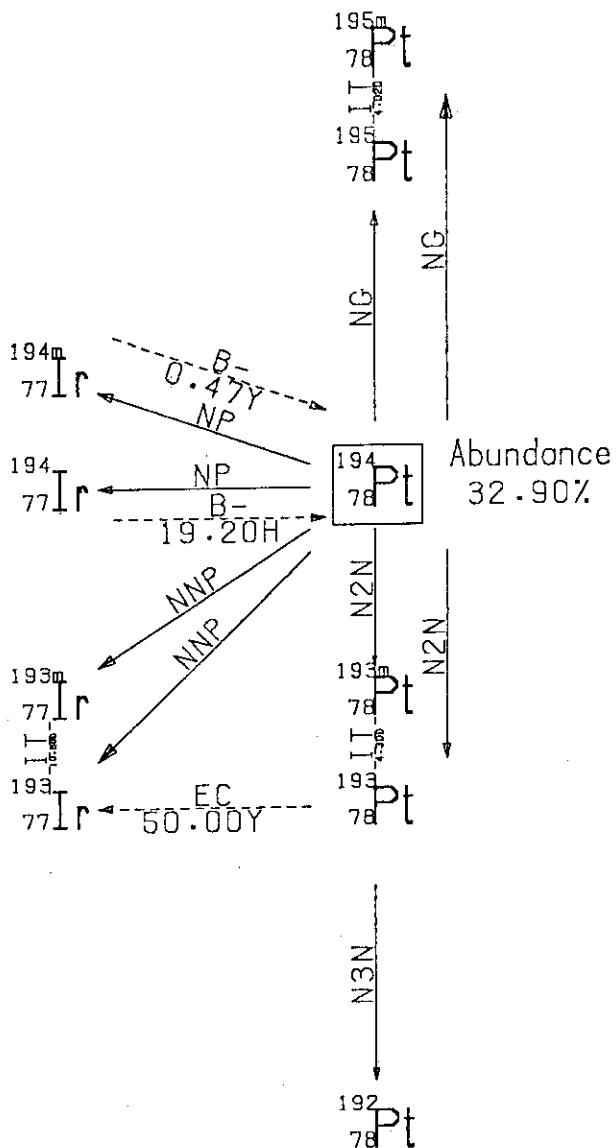
NUCLIDE	HALF LIFE	DECAY GAMMA-RAY ENERGY											
		YIELD (%)											
<sup>185m</sup> Re	2.00E+05Y												
<sup>186</sup> Re	90.60 H	5.11E+05	1.97E+05										
<sup>182</sup> Ta	5.10 D	0.00	5.90	5.11E+05	2.46E+05	1.09E+05	3.54E+05	1.61E+05	2.44E+05	9.19E+05	9.91E+04	4.55E+04	5.26E+04
<sup>182</sup> Re	18.70 M	0.00	27.90	5.11E+05	5.36E+04	1.05E+05	11.60	9.45	8.74	7.42	7.27	5.87	5.87
<sup>180</sup> Re	16.90 H	0.00	15.71	5.11E+05	1.55E+05	6.39E+05	4.78E+05						
<sup>187</sup> Lu	23.90 H	0.00	15.20	5.11E+05	2.39E+05	1.14E+05	6.86E+05	4.80E+05	7.25E+04	1.34E+05	6.18E+05	5.52E+05	7.73E+05
<sup>187</sup> Re	0.00	0.00	82.98	5.11E+05	82.98	74.09	26.27	21.01	10.71	8.51	6.04	4.89	3.95
<sup>184</sup> Ta	8.70 H	0.00	74.10	5.11E+05	4.14E+05	2.63E+05	9.21E+05	1.11E+05	3.18E+05	9.09E+05	7.92E+05	5.37E+05	3.84E+05
<sup>184</sup> Lu	8.70 H	0.00	74.10	5.11E+05	4.14E+05	2.63E+05	9.21E+05	1.11E+05	3.18E+05	9.09E+05	7.92E+05	5.37E+05	3.84E+05

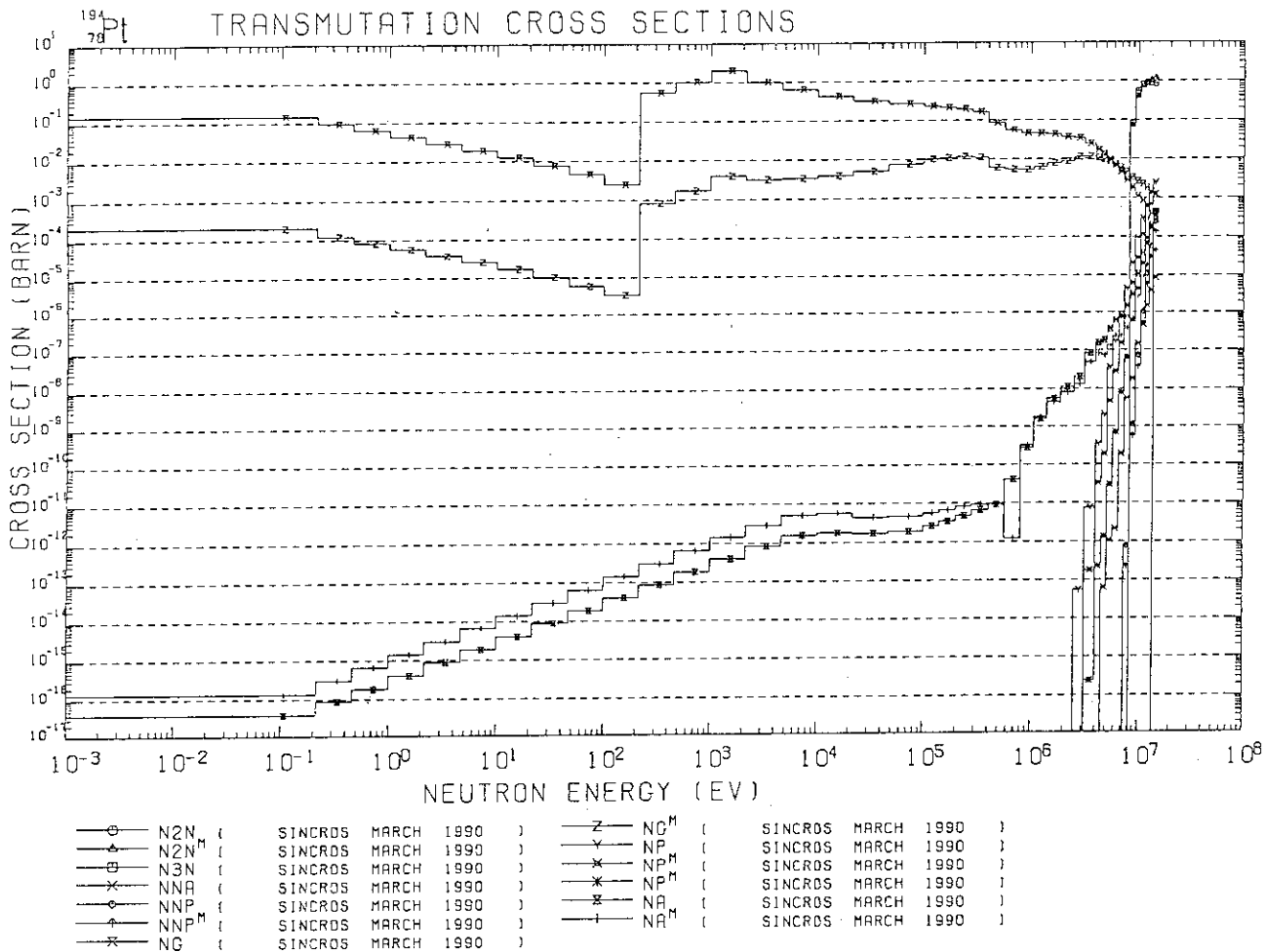




<sup>192</sup><sub>78</sub>Pt DECAY GAMMA-RAY TABLE

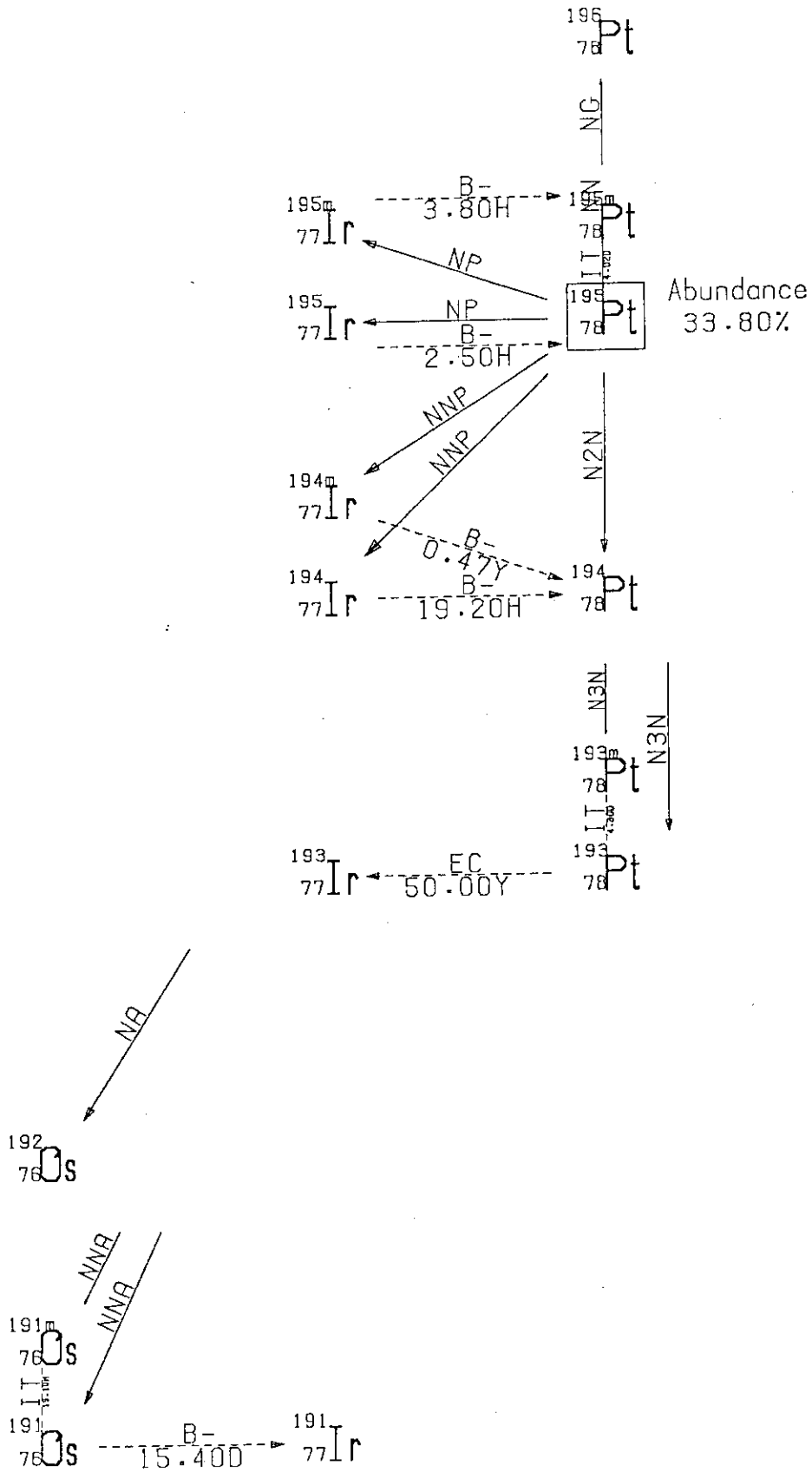
NUCLIDE	HALF LIFE	DECAY GAMMA-RAY ENERGY									
		YIELD (%)									
<sup>191</sup> <sub>78</sub> Pt	2.90 D	5.11E+05	6.99E+05	4.09E+05	3.80E+05	5.00E+04	8.24E+04	1.72E+05	3.61E+05	4.56E+05	9.65E+04
<sup>191a</sup> <sub>77</sub> Ir	4.90 S	0.00	13.68	8.00	6.00	4.88	4.88	3.52	3.36	3.36	3.28
<sup>192</sup> <sub>78</sub> Pt	4.30 D										
<sup>193</sup> <sub>78</sub> Pt	50.00 Y										
<sup>189a</sup> <sub>78</sub> Os	5.70 H										
<sup>192a</sup> <sub>77</sub> Ir	1.45 M										
<sup>192</sup> <sub>77</sub> Ir	74.20 D	5.11E+05	9.16E+05	4.68E+05	3.08E+05	2.96E+05	6.04E+05	6.12E+05	5.89E+05	2.06E+05	4.85E+05
		0.00	82.90	48.08	29.65	28.72	8.92	6.30	4.31	3.20	3.16

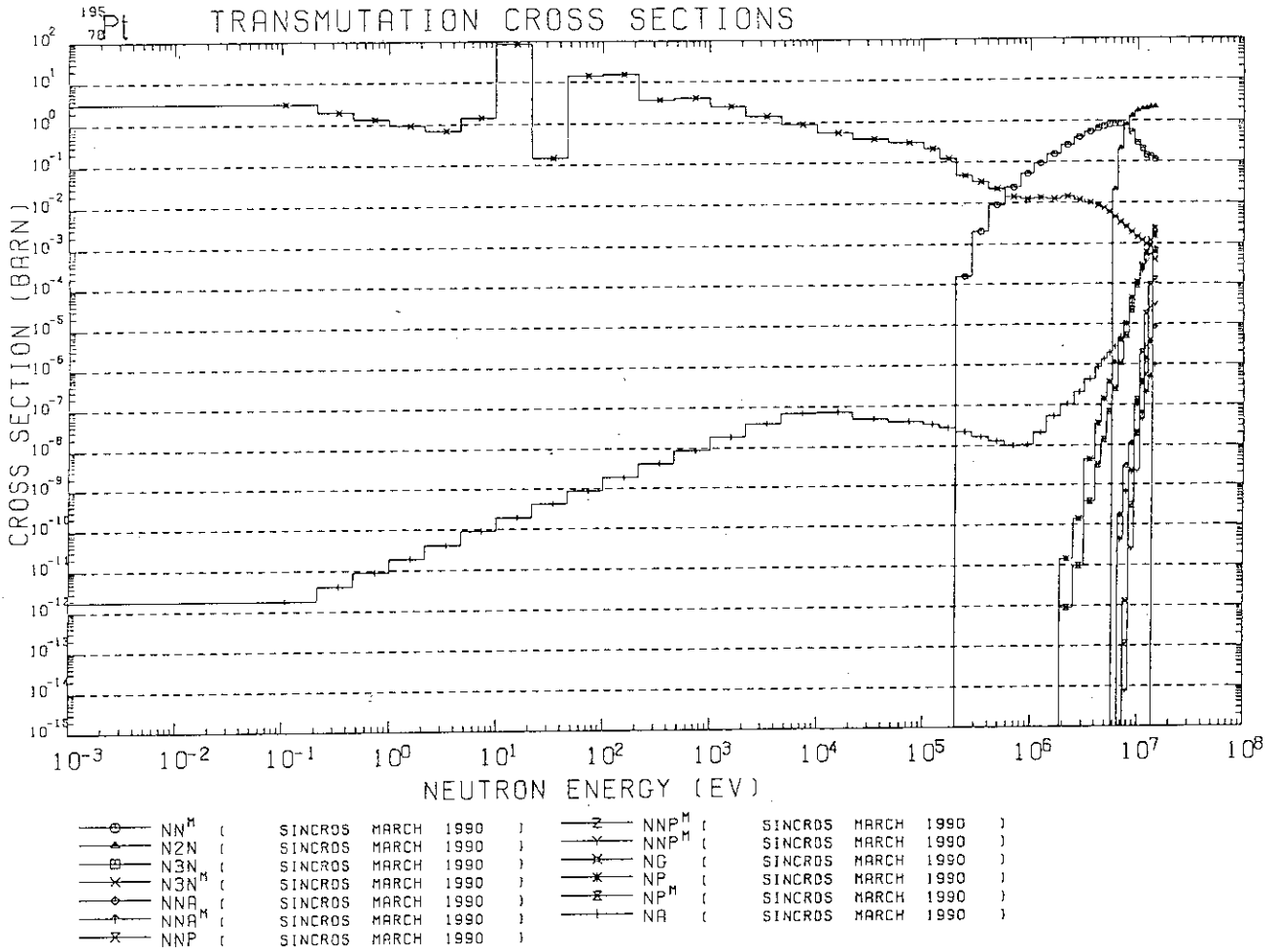




<sup>194</sup><sub>78</sub>Pt DECAY GAMMA-RAY TABLE

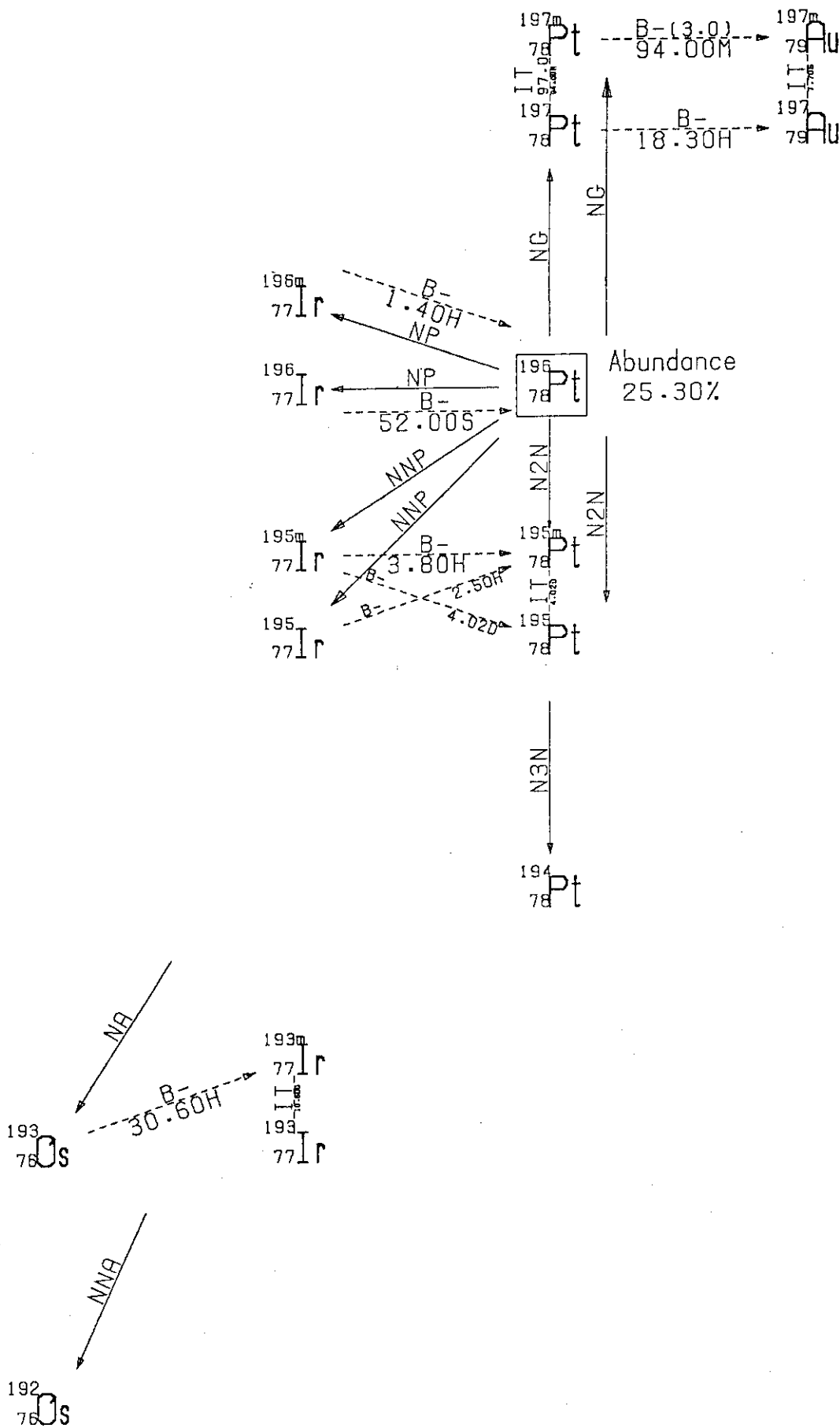
NUCLIDE	HALF LIFE	DECAY GAMMA-RAY ENERGY									
		YIELD (%)									
<sup>192</sup> <sub>78</sub> Pt	4.30 D										
<sup>193</sup> <sub>78</sub> Pt	50.00 Y										
<sup>193m</sup> <sub>78</sub> Pt	10.60 D										
<sup>195</sup> <sub>78</sub> Pt	4.02 D	5.11E+05	9.89E-04	1.30E+05	3.08E+04						
<sup>194m</sup> <sub>78</sub> Pt	0.47 Y	5.11E+05	4.83E+05	3.29E+05	6.00E+05	6.98E+05	3.39E+05	5.62E+05	3.91E+05	5.62E+05	1.12E+05
<sup>192</sup> <sub>78</sub> Pt	19.20 H	0.00	95.90	92.80	62.30	59.10	55.10	35.20	35.10	34.70	8.95
<sup>191</sup> <sub>78</sub> Pt	13.10 H	5.11E+05	3.78E+05	2.94E+05	6.45E+05						
<sup>191</sup> <sub>78</sub> Pt	13.10 H	0.00	13.00	2.57	1.16						
<sup>181</sup> <sub>78</sub> Pt	15.40 D	5.11E+05	1.80E+05								
<sup>181</sup> <sub>78</sub> Pt	15.40 D	0.00	26.00								

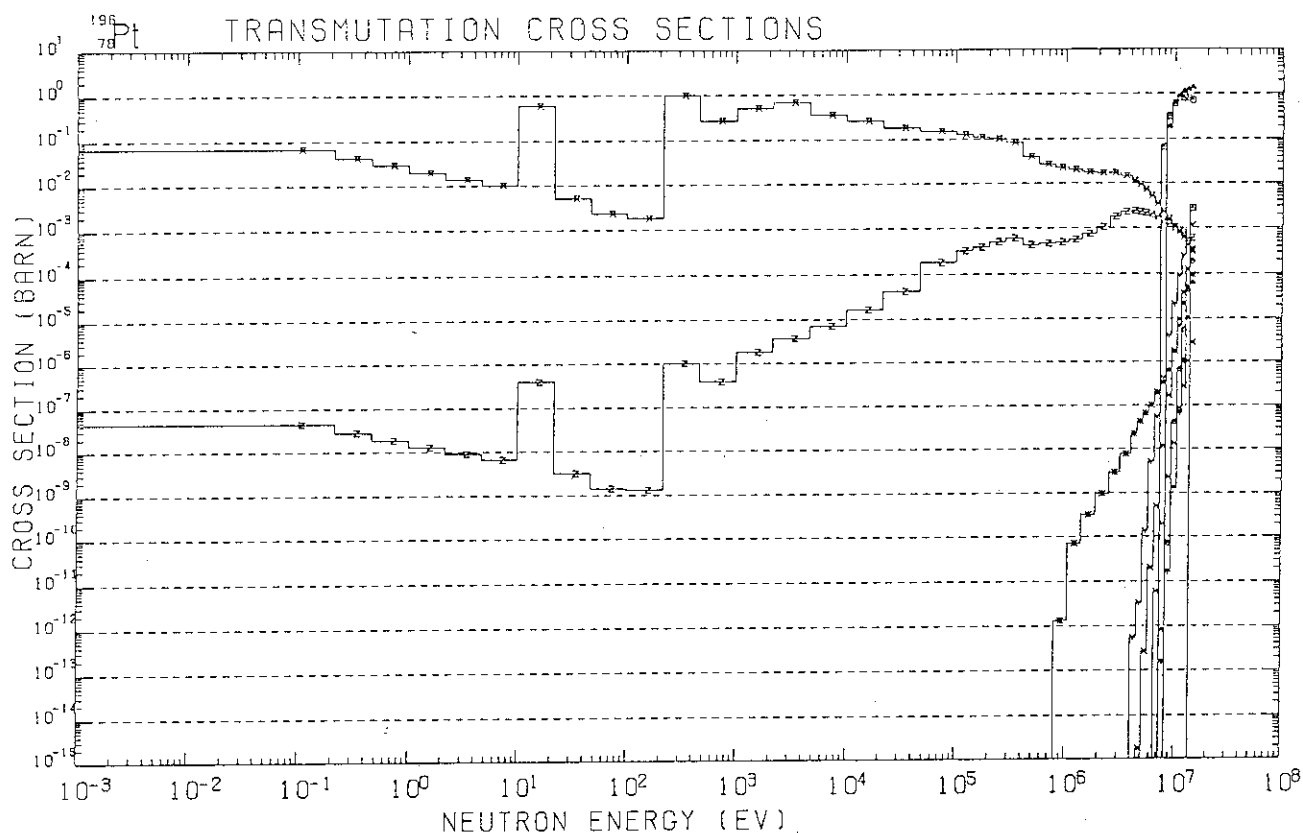




<sup>195</sup>Pt DECAY GAMMA-RAY TABLE

NUCLIDE	HALF LIFE	DECAY GAMMA-RAY ENERGY									
		YIELD (%)									
<sup>193</sup> Pt	4.30 D										
<sup>193</sup> Pt	50.00 Y										
<sup>191</sup> Os	13.10 H										
<sup>191</sup> Os	15.40 D	5.11E+05	1.50E+05								
		0.00	25.00								
<sup>194</sup> Ir	0.47 Y	5.11E+05	4.83E+05	3.28E+05	6.00E+05	6.88E+05	3.39E+05	6.62E+05	3.91E+05	6.62E+05	1.12E+05
		0.00	95.96	92.80	62.30	59.10	55.10	35.20	35.10	34.70	8.95
<sup>194</sup> Ir	19.20 H	5.11E+05	3.28E+05	2.94E+05	6.45E+05						
		0.00	13.00	2.57	1.16						
<sup>195</sup> Ir	3.80 H	5.11E+05	9.20E+05	4.99E+05	6.85E+05	3.65E+05	2.66E+05	3.25E+05	1.73E+05	3.69E+05	4.81E+05
		0.00	13.46	13.46	13.46	13.33	12.12	10.77	7.00	6.46	3.77
<sup>195</sup> Pt	4.02 D	5.11E+05	9.89E+04	1.90E+05	3.09E+04						
		0.00	100.00	25.80	17.10						
<sup>195</sup> Ir	2.50 H	5.11E+05	9.20E+05	4.99E+05	6.85E+05	3.65E+05	2.66E+05	3.25E+05	1.73E+05	1.73E+05	3.69E+05
		0.00	13.46	13.46	13.46	13.33	12.12	10.77	7.00	7.00	6.46

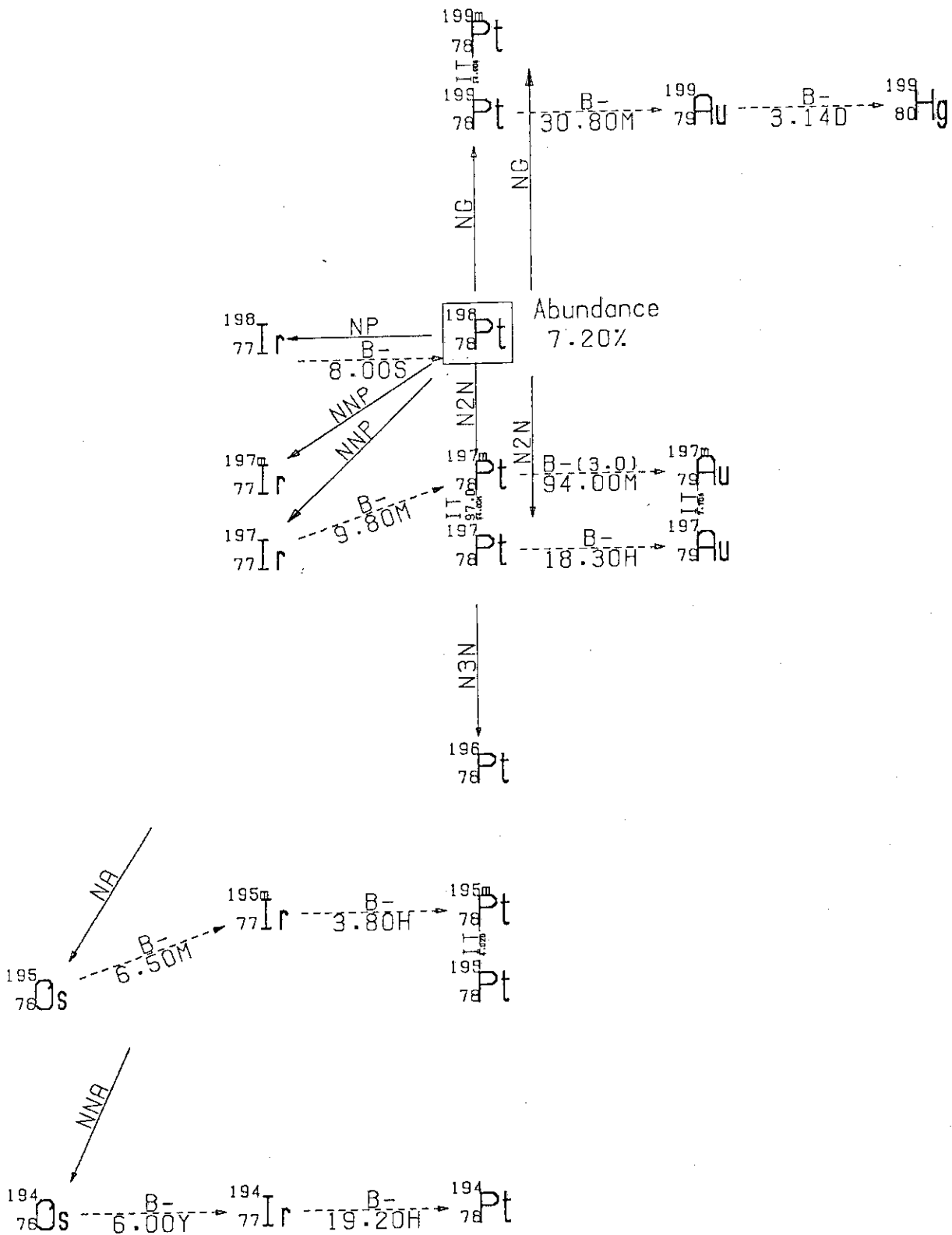


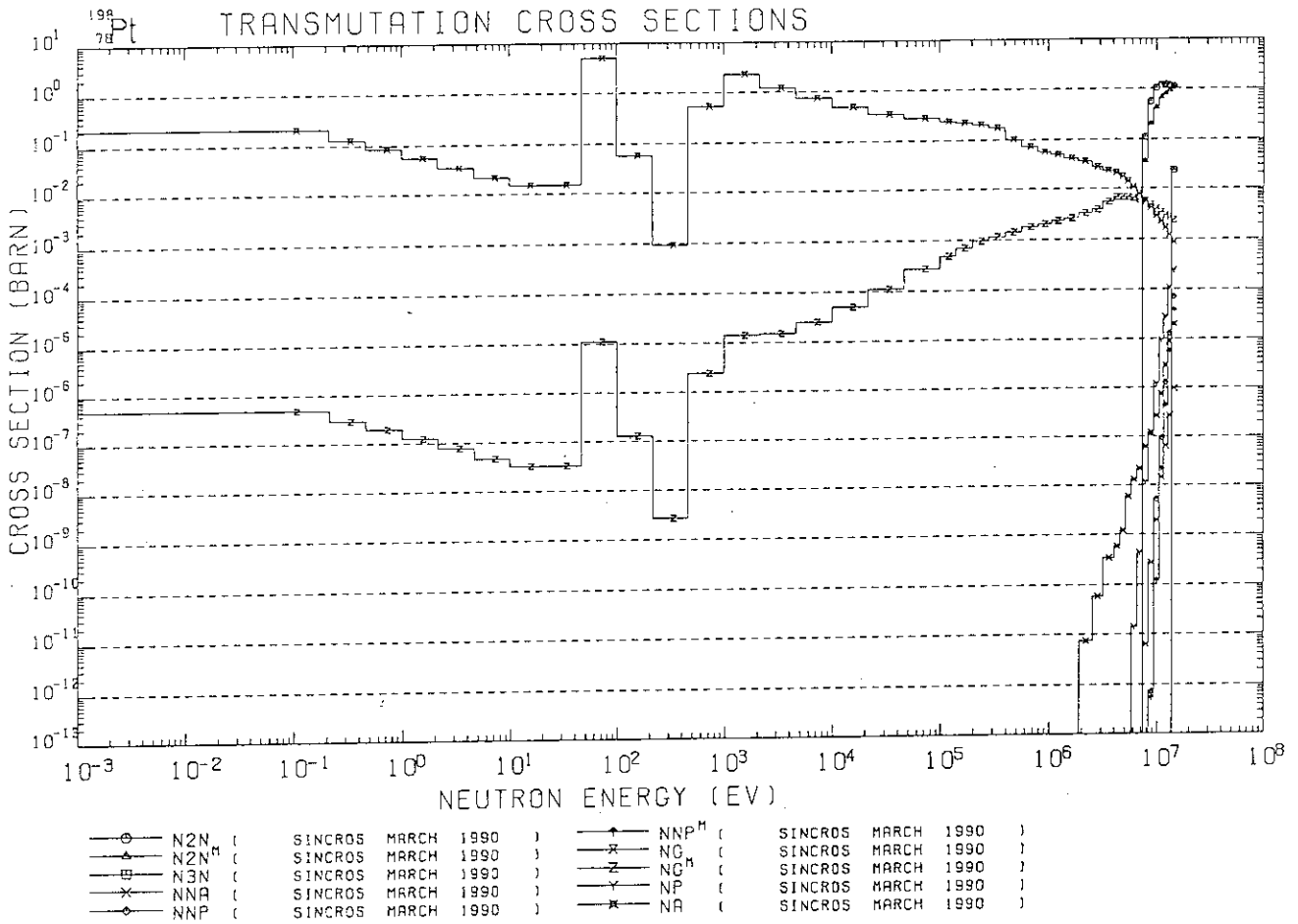


- N2N ( SINCROS MARCH 1990 )
- △ N2N<sup>H</sup> ( SINCROS MARCH 1990 )
- N3N ( SINCROS MARCH 1990 )
- × NNA ( SINCROS MARCH 1990 )
- NNP ( SINCROS MARCH 1990 )
- △ NNP<sup>H</sup> ( SINCROS MARCH 1990 )
- × NG ( SINCROS MARCH 1990 )
- NG<sup>H</sup> ( SINCROS MARCH 1990 )
- △ NP ( SINCROS MARCH 1990 )
- × NP<sup>H</sup> ( SINCROS MARCH 1990 )
- NA ( SINCROS MARCH 1990 )

<sup>196</sup>Pt DECAY GAMMA-RAY TABLE

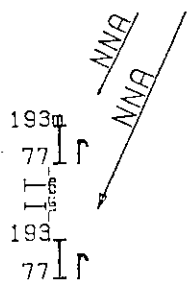
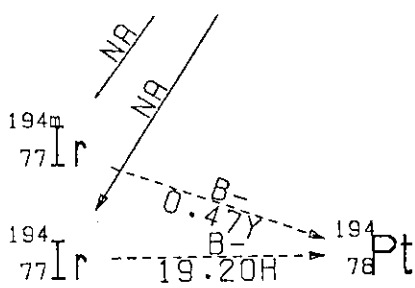
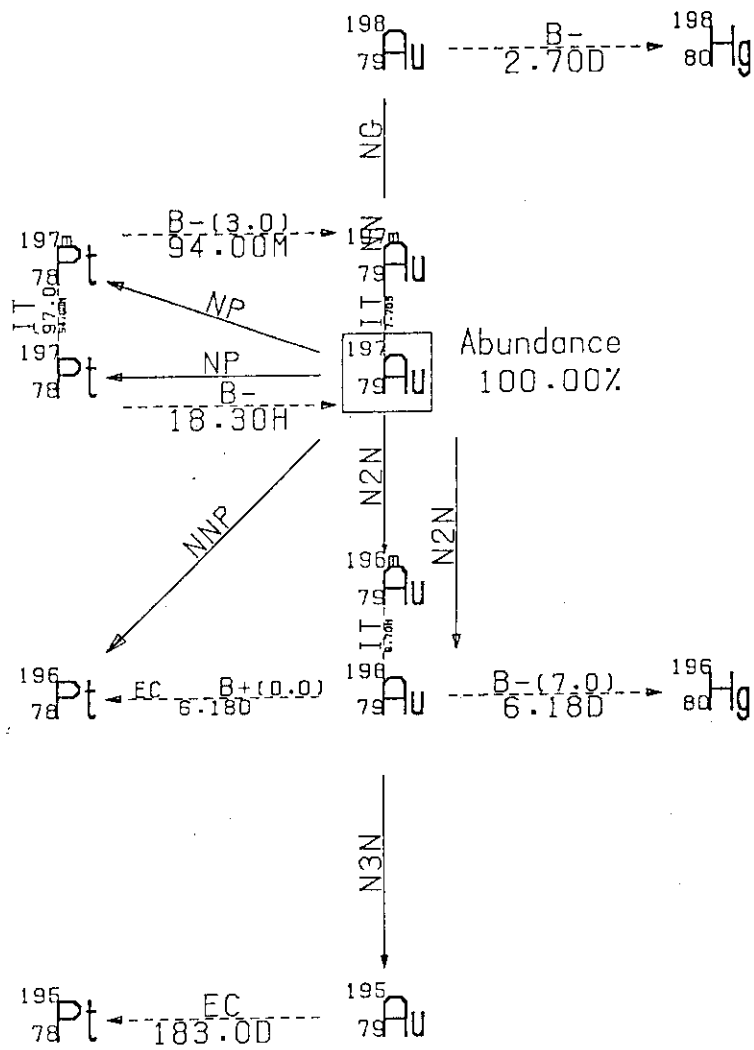
NUCLIDE	HALF LIFE	DECAY GAMMA-RAY ENERGY									
		YIELD (%)									
<sup>195m</sup> <sub>79</sub> Pt	4.02 D	5.11E+05	9.89E+04	1.30E+05	3.09E+04						
		0.00	100.00	25.60	17.10						
<sup>195g</sup> <sub>77</sub> Ir	3.80 H	5.11E+05	3.20E+05	4.33E+05	8.65E+05	3.65E+05	2.56E+05	3.26E+05	1.73E+05	3.63E+05	4.81E+05
		0.00	13.46	13.46	13.46	13.33	12.12	10.77	7.00	6.46	3.77
<sup>197m</sup> <sub>78</sub> Pt	94.00 M	5.11E+05	9.45E+05	2.79E+05							
		0.00	100.00	27.90							
<sup>197</sup> <sub>78</sub> Pt	18.30 H	5.11E+05	7.73E+04	1.91E+05							
		0.00	17.00	3.46							
<sup>197a</sup> <sub>79</sub> Au	7.70 S	5.11E+05	2.78E+05	1.30E+05	2.02E+05						
		0.00	73.00	3.21	1.17						
<sup>196g</sup> <sub>77</sub> Ir	1.40 H	5.11E+05	3.93E+05	5.21E+05	3.58E+05	4.47E+05	6.47E+05	1.03E+05	8.35E+05	6.94E+05	7.27E+05
		0.00	97.20	95.22	94.30	94.20	91.41	16.35	6.35	4.23	2.60
<sup>196</sup> <sub>77</sub> Ir	52.00 S	5.11E+05	3.55E+05	7.79E+05	4.47E+05	3.33E+05					
		0.00	19.00	10.72	4.55	4.37					
<sup>193</sup> <sub>78</sub> Os	30.60 H										
<sup>193m</sup> <sub>77</sub> Ir	10.60 D										
<sup>195</sup> <sub>77</sub> Ir	2.50 H	5.11E+05	3.20E+05	4.33E+05	8.65E+05	3.65E+05	2.56E+05	3.26E+05	1.73E+05	1.73E+05	3.59E+05
		0.00	13.46	13.46	13.46	13.33	12.12	10.77	7.00	7.00	6.46

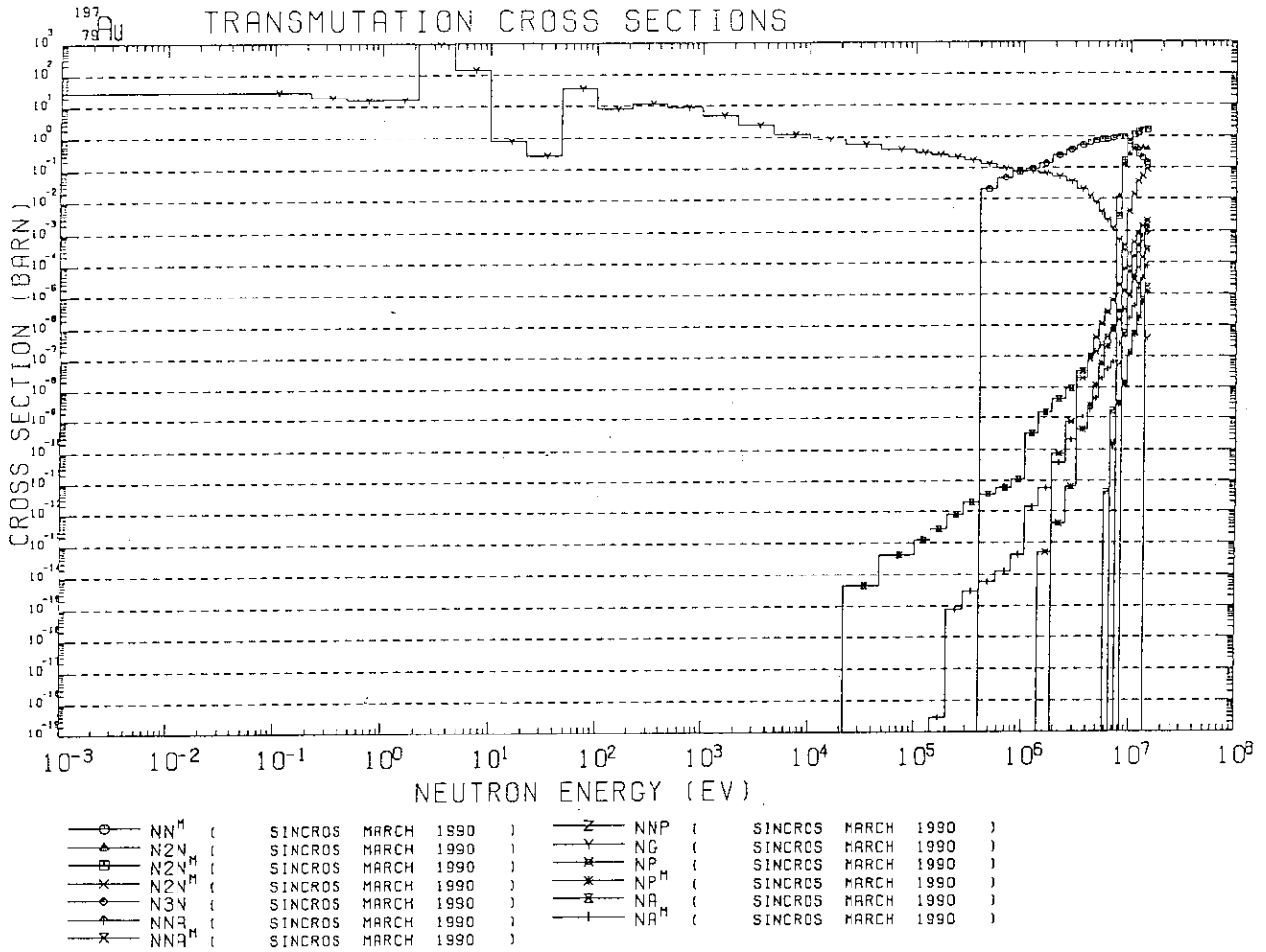




<sup>199</sup><sub>78</sub>Pt DECAY GAMMA-RAY TABLE

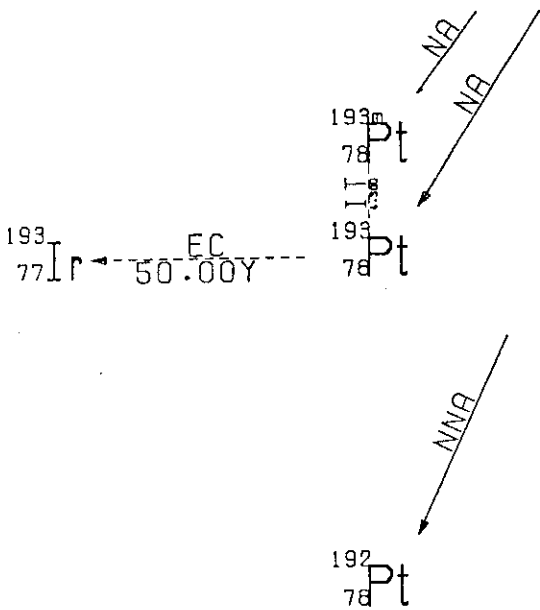
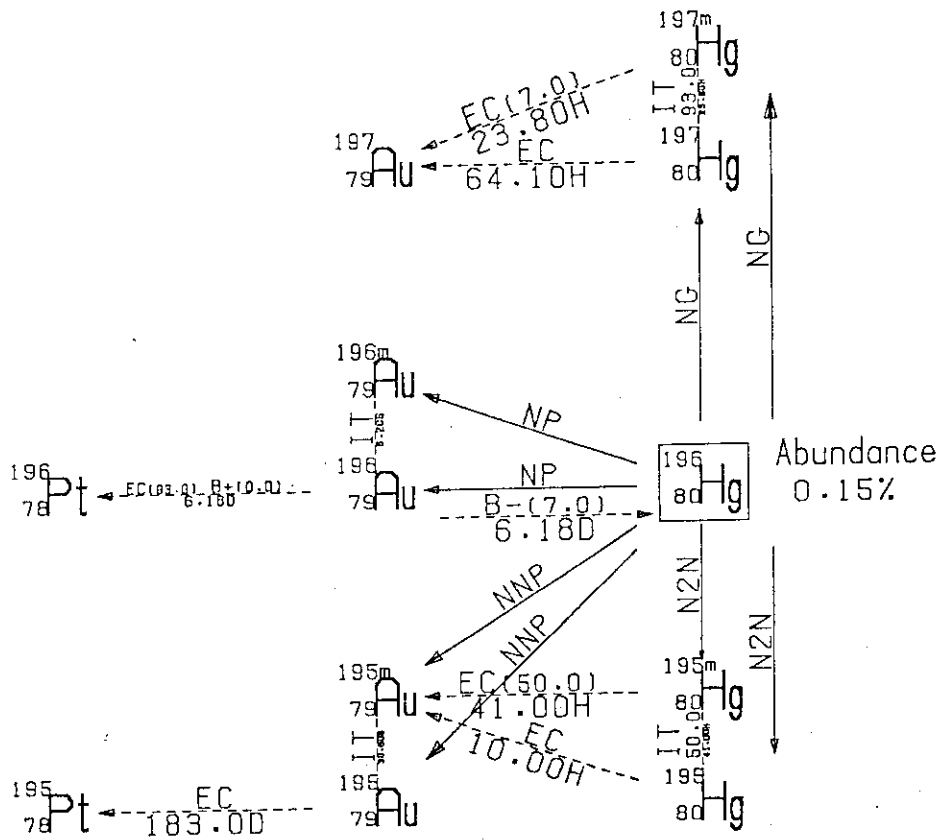
NUCLIDE	HALF LIFE	DECAY GAMMA-RAY ENERGY									
		YIELD (%)									
<sup>197</sup> <sub>78</sub> Pt	94.00 M	5.11E+05	3.46E+05	2.79E+05							
		0.00	100.00	27.90							
<sup>197</sup> <sub>78</sub> Pt	18.30 H	5.11E+05	7.73E+04	1.91E+05							
		0.00	17.00	3.49							
<sup>197m</sup> <sub>78</sub> Pt	7.70 S	5.11E+05	2.78E+05	1.30E+05	2.32E+05						
		0.00	73.00	3.21	1.17						
<sup>194</sup> <sub>78</sub> Os	6.00 Y	5.11E+05	4.31E+04								
		0.00	2.50								
<sup>194</sup> <sub>77</sub> Ir	19.20 H	5.11E+05	3.28E+05	2.94E+05	5.46E+05						
		0.00	13.00	2.57	1.16						
<sup>197</sup> <sub>77</sub> Ir	9.80 M	5.11E+05	3.02E+05								
		0.00	100.00								
<sup>199</sup> <sub>78</sub> Pt	30.80 M	5.11E+05	5.43E+05	4.93E+05	3.17E+05	1.86E+05	1.92E+05	2.46E+05	7.14E+05	4.74E+05	7.91E+05
		0.00	15.00	6.65	5.17	3.55	2.35	2.36	1.67	1.17	1.09
<sup>199</sup> <sub>79</sub> Au	3.14 D	5.11E+05	1.83E+06								
		0.00	0.00								
<sup>188</sup> <sub>77</sub> Ir	8.00 S	5.11E+05	3.20E+05	4.33E+05	5.85E+05	3.65E+05	2.55E+06	3.25E+05	1.73E+05	3.59E+05	4.81E+05
		0.00	13.46	13.46	13.46	13.33	12.12	10.77	7.00	5.48	3.77
<sup>185</sup> <sub>78</sub> Pt	4.02 D	5.11E+05	9.89E+04	1.30E+05	3.09E+04						
		0.00	100.00	25.60	17.10						

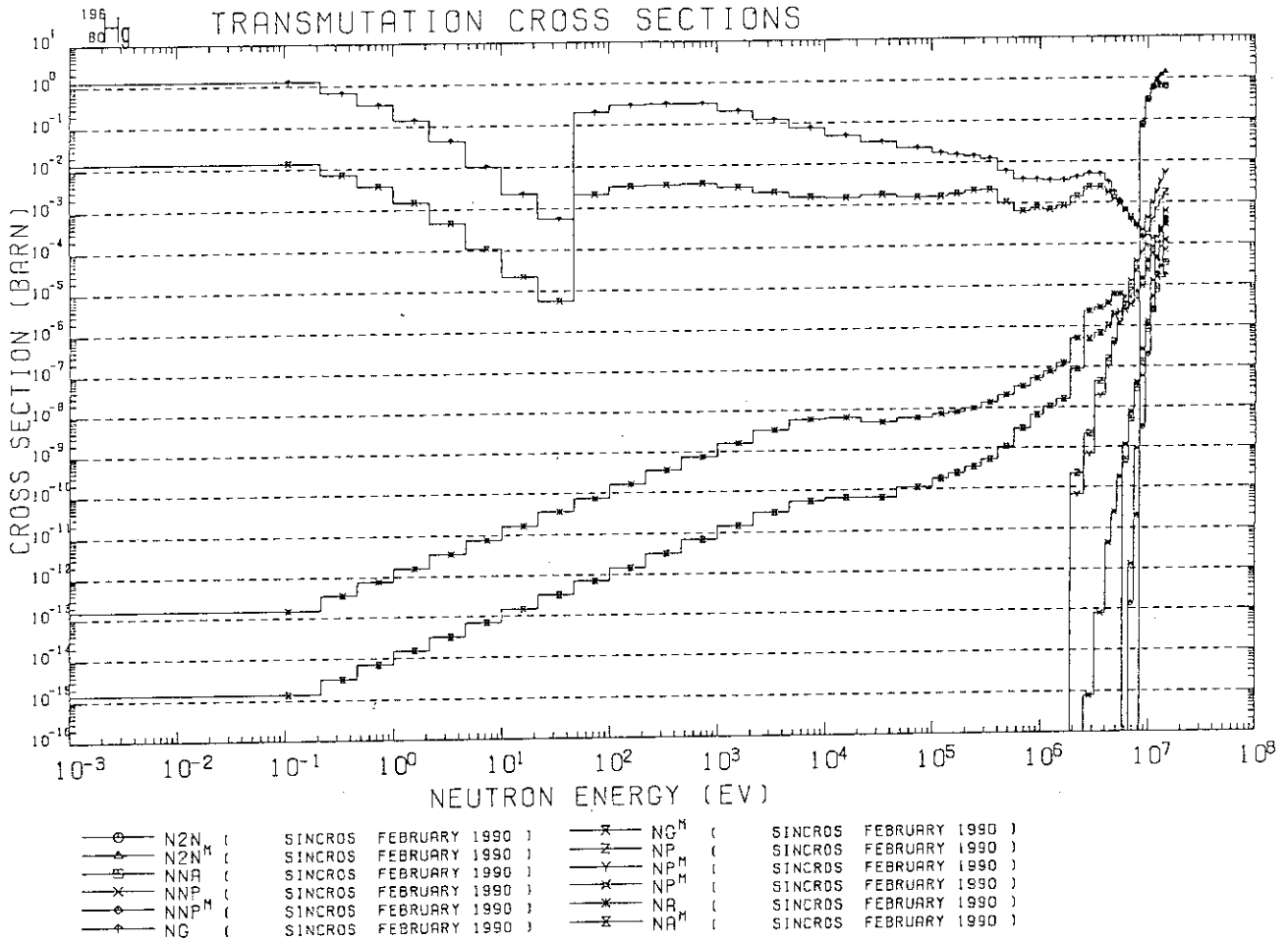




<sup>197</sup><sub>79</sub>AU DECAY GAMMA-RAY TABLE

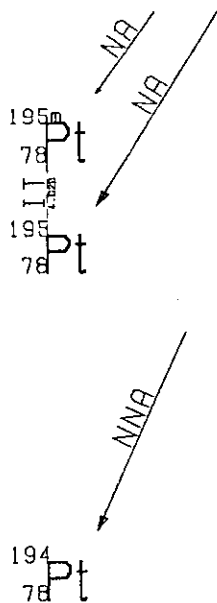
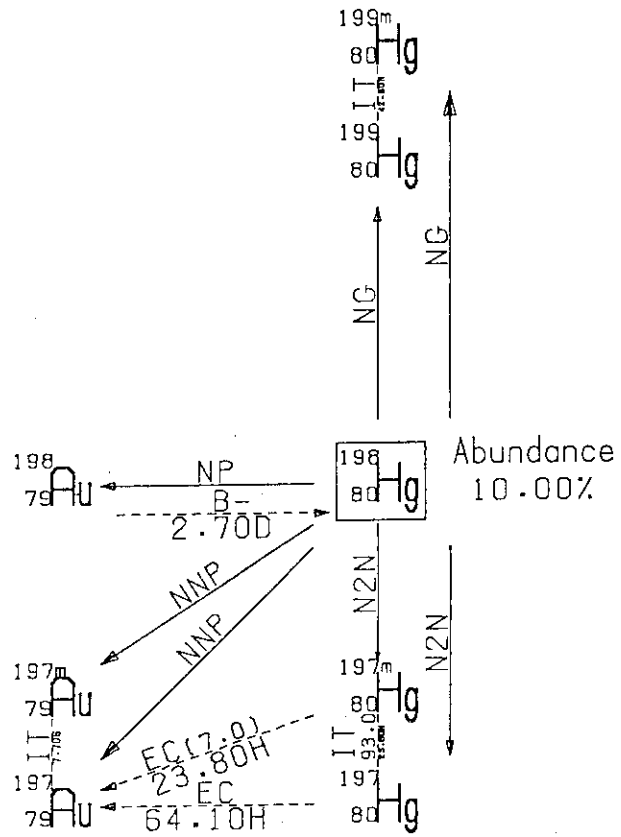
NUCLIDE	HALF LIFE	DECAY GAMMA-RAY ENERGY									
		YIELD (%)									
<sup>197</sup> <sub>79</sub> AU	7.70 S	5.11E+05	2.78E+05	1.30E+05	2.02E+05						
		0.00	73.00	3.21	1.17						
<sup>196</sup> <sub>78</sub> AU	9.70 H	5.11E+05	1.48E+05	1.88E+05	1.68E+05	2.85E+05	3.18E+05	1.38E+05	2.64E+05		
		0.00	43.00	37.84	7.74	4.99	2.92	1.29	1.29		
<sup>195</sup> <sub>79</sub> AU	6.18 D	5.11E+05	5.66E+05	3.33E+05	4.26E+05						
		0.00	87.60	23.04	5.81						
<sup>185</sup> <sub>78</sub> AU	183.0 D										
<sup>193</sup> <sub>77</sub> Ir	10.80 D										
<sup>196</sup> <sub>78</sub> AU	2.70 D	5.11E+05	4.12E+05								
		0.00	95.50								
<sup>197</sup> <sub>78</sub> Pt	94.00 M	5.11E+05	3.46E+05	2.78E+05							
		0.00	100.00	27.90							
<sup>197</sup> <sub>78</sub> Pt	18.30 H	5.11E+05	7.73E+04	1.91E+05							
		0.00	17.00	3.48							
<sup>194</sup> <sub>77</sub> Ir	0.47 Y	5.11E+05	4.83E+05	3.29E+05	8.00E+05	6.88E+05	3.39E+05	5.62E+05	3.91E+05	5.62E+05	1.12E+05
		0.00	96.90	92.80	62.30	59.10	55.10	35.20	35.10	34.70	8.95
<sup>194</sup> <sub>77</sub> Ir	19.20 H	5.11E+05	3.28E+05	2.94E+05	6.45E+05						
		0.00	13.00	2.57	1.16						

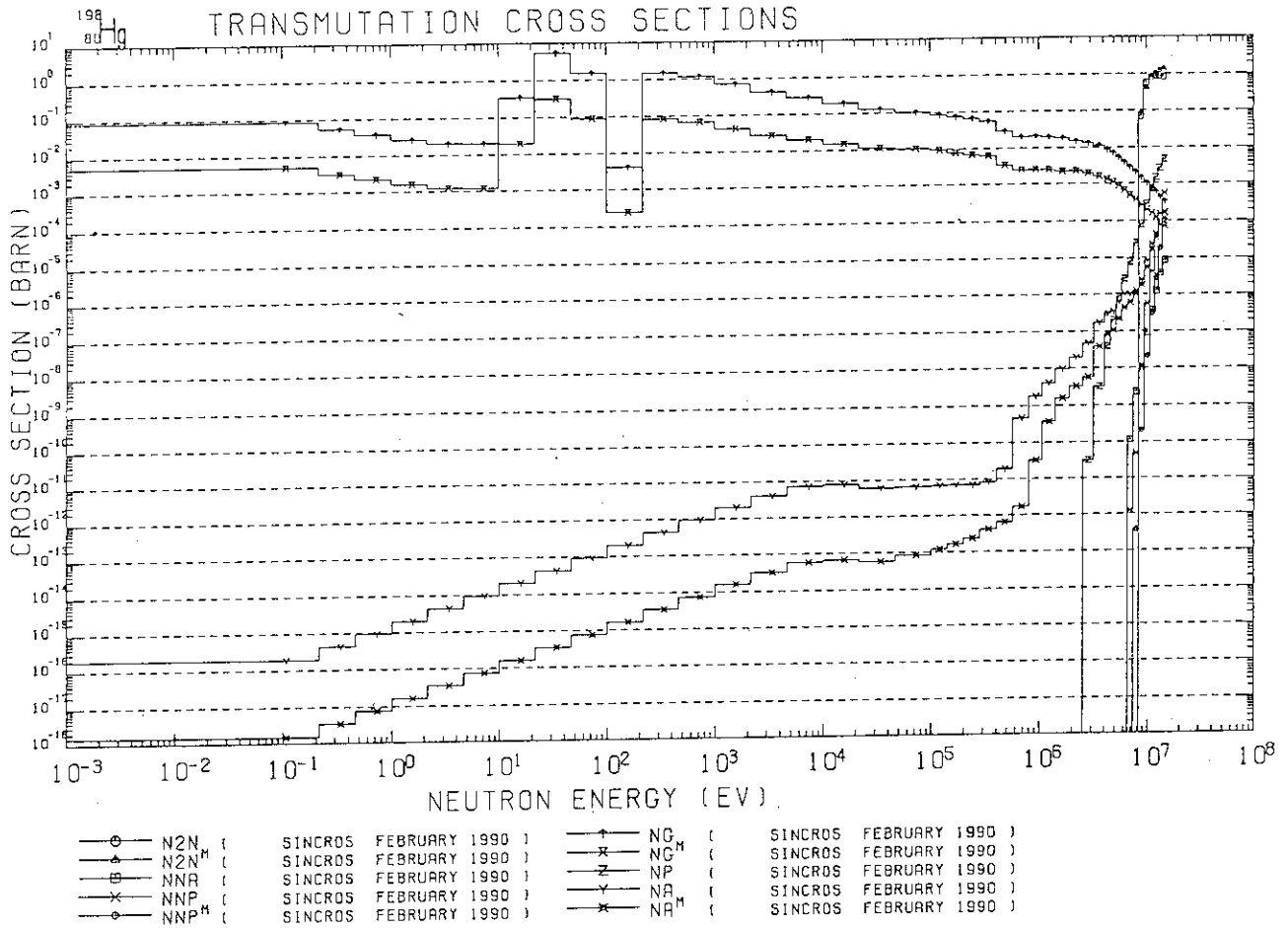




### <sup>196</sup><sub>80</sub>Au DECAY GAMMA-RAY TABLE

NUCLIDE	HALF LIFE	DECAY GAMMA-RAY ENERGY									
		YIELD (%)									
<sup>195m</sup> <sub>80</sub> Au	41.00 H	5.11E+05	2.82E+05	5.60E+05	3.88E+05						
		0.00	37.93	8.80	2.54						
<sup>195</sup> <sub>80</sub> Au	10.00 H	5.11E+05	7.80E+05	6.15E+04	6.85E+05	1.80E+05	6.00E+06	2.07E+05	2.52E+05	1.11E+08	1.17E+06
		0.00	7.80	7.20	2.31	2.20	2.07	1.82	1.75	1.67	1.45
<sup>195g</sup> <sub>79</sub> Au	30.60 S	5.11E+05	2.82E+05	2.00E+05							
		0.00	67.00	1.54							
<sup>195</sup> <sub>79</sub> Au	183.0 D	5.11E+05	3.40E+05	2.78E+05							
		0.00	34.30	4.94							
<sup>197m</sup> <sub>80</sub> Au	23.80 H	5.11E+05	7.74E+04								
		0.00	19.00								
<sup>197g</sup> <sub>78</sub> Pt	4.30 D										
<sup>198</sup> <sub>78</sub> Pt	50.00 Y										
<sup>196m</sup> <sub>79</sub> Au	8.20 S	5.11E+05	1.46E+05	1.88E+05	1.88E+05	2.85E+05	3.16E+05	1.38E+05	2.64E+05		
		0.00	43.00	37.84	7.74	4.39	2.92	1.23	1.23		
<sup>196</sup> <sub>79</sub> Au	6.18 D	5.11E+05	3.56E+05	3.33E+05	4.28E+05						
		0.00	87.60	23.04	5.81						

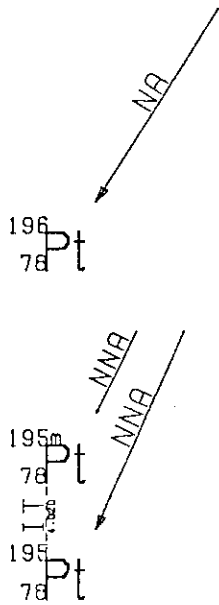
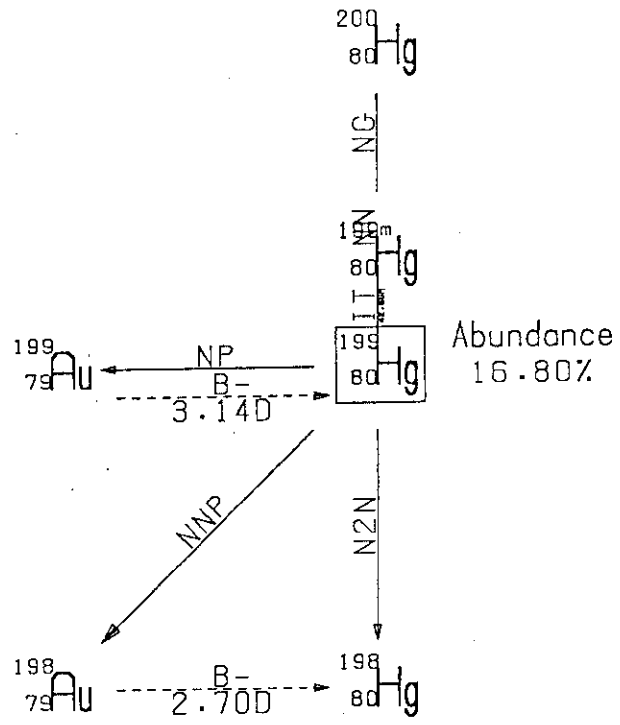


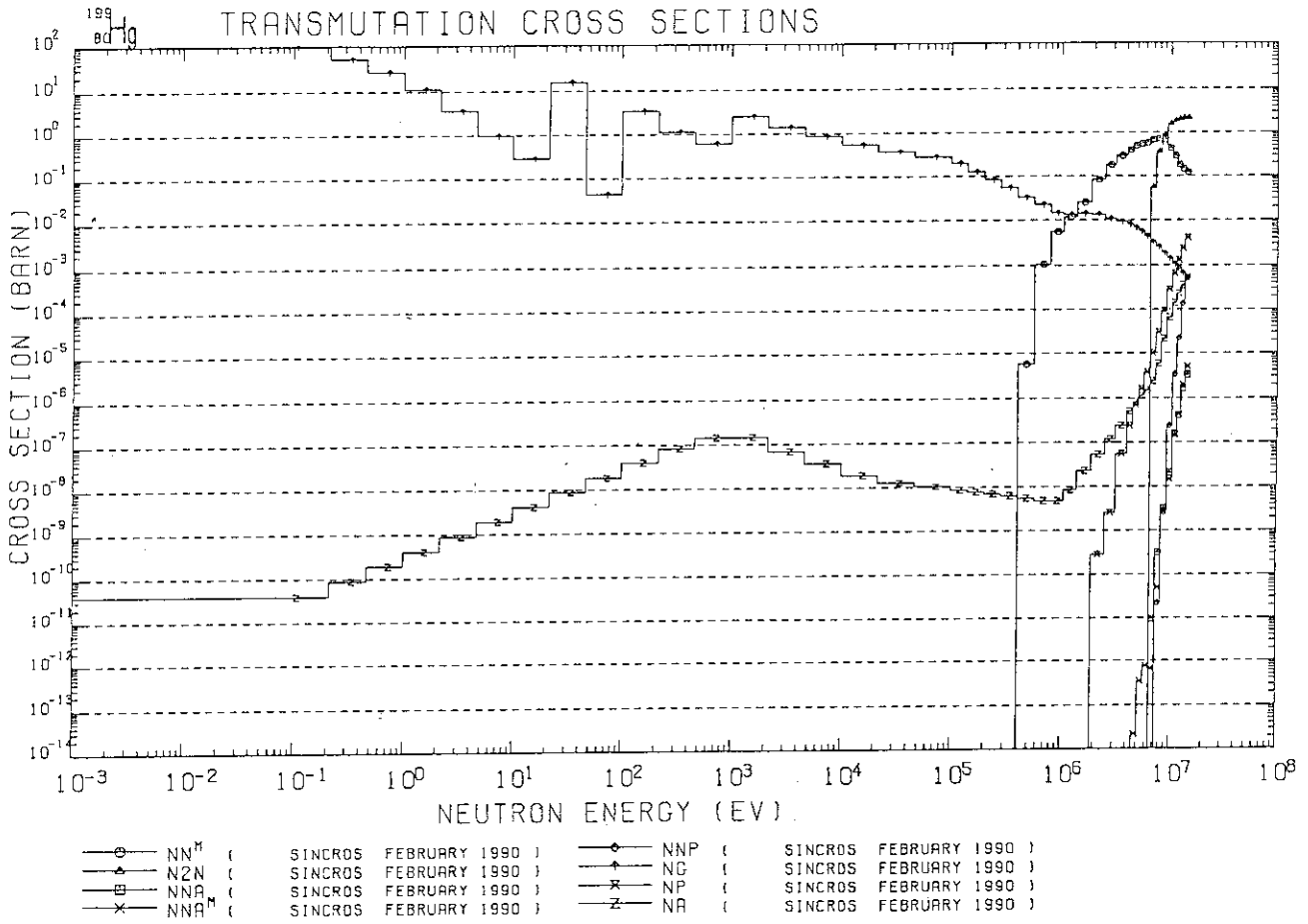


### <sup>198</sup>Hg 80Hg

## DECAY GAMMA-RAY TABLE

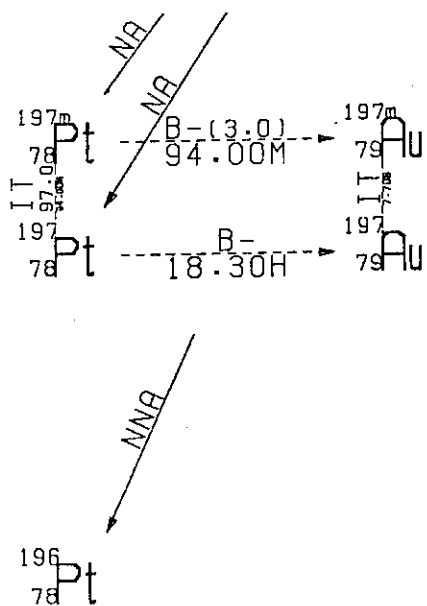
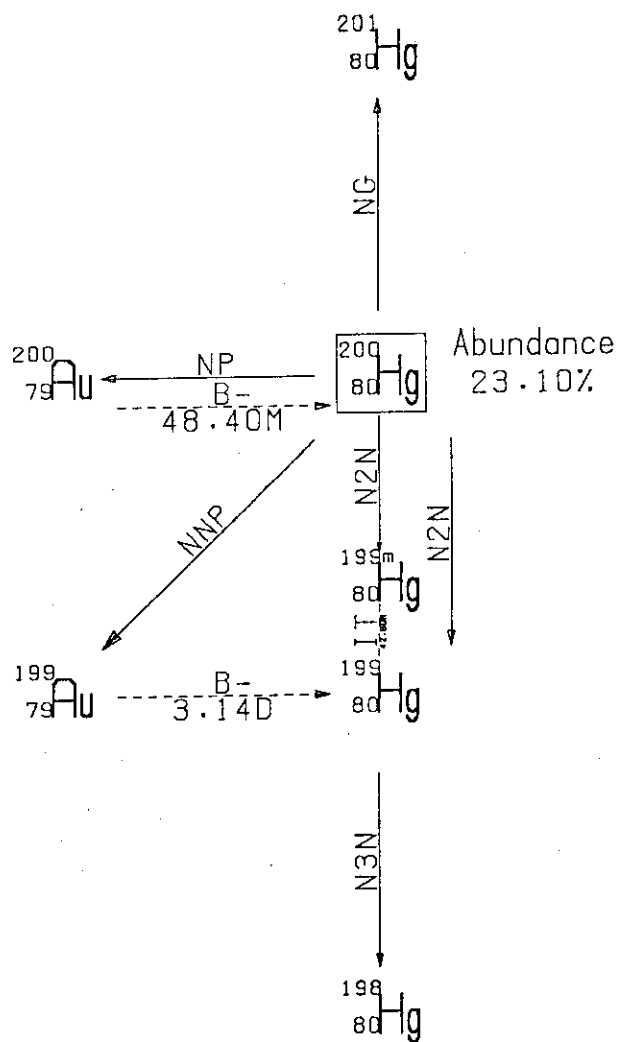
NUCLIDE	HALF LIFE	DECAY GAMMA-RAY ENERGY			
		YIELD (%)			
<sup>197a</sup> 80Hg	23.80 H	5.11E+05	3.40E+05	2.78E+05	
		0.00	34.30	4.94	
<sup>197</sup> 80Hg	64.10 H	5.11E+05	7.74E+04		
		0.00	19.00		
<sup>197a</sup> 79Au	7.70 S	5.11E+05	2.78E+05	1.30E+05	2.02E+05
		0.00	73.00	9.21	1.17
<sup>195a</sup> 80Hg	42.60 M	5.11E+05	4.12E+05		
		0.00	95.50		
<sup>195a</sup> 79Au	2.70 D	5.11E+05	9.89E+04	1.30E+05	3.08E+04
		0.00	100.00	25.60	17.10

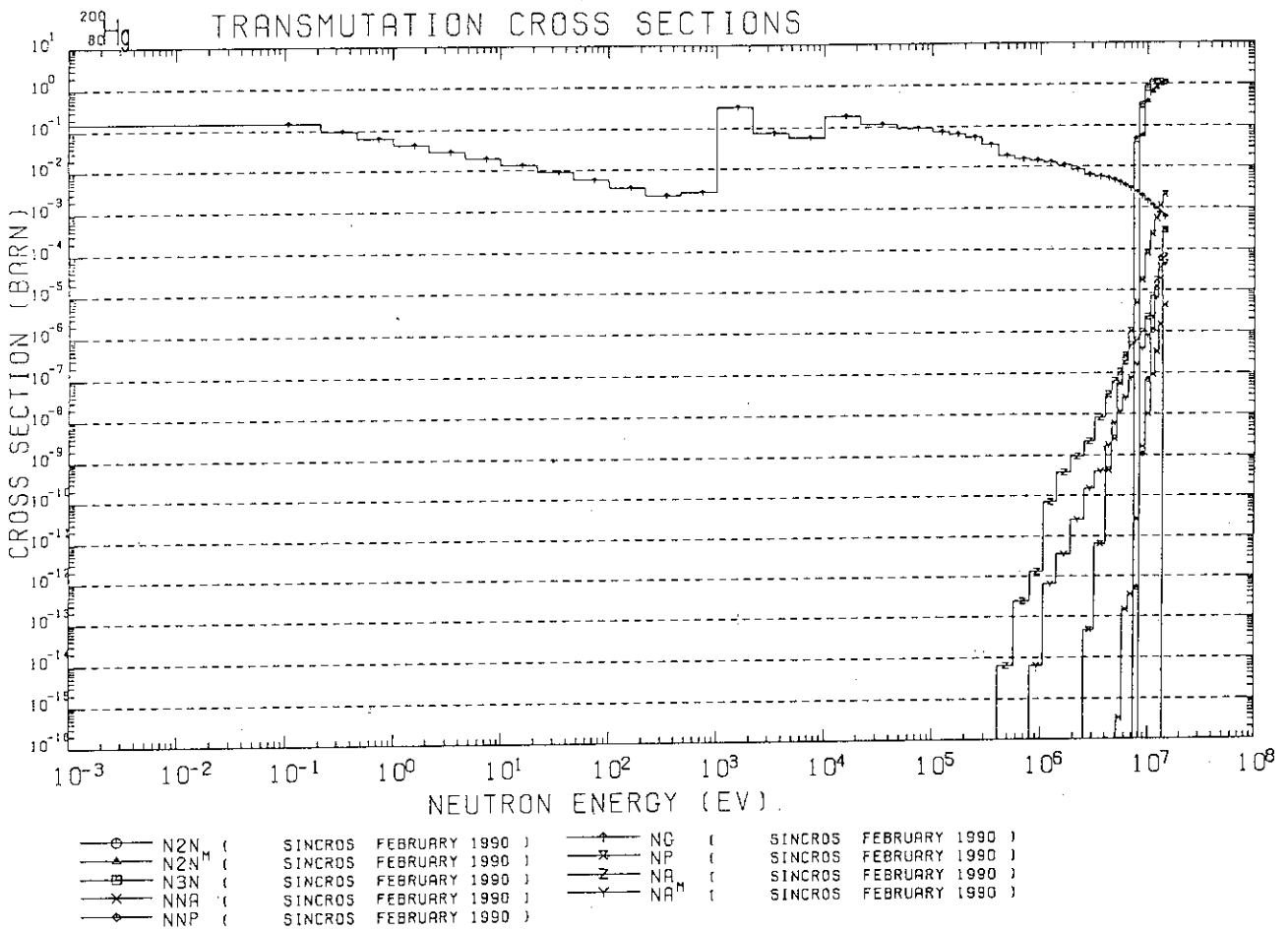




<sup>199</sup><sub>84</sub>Hg DECAY GAMMA-RAY TABLE

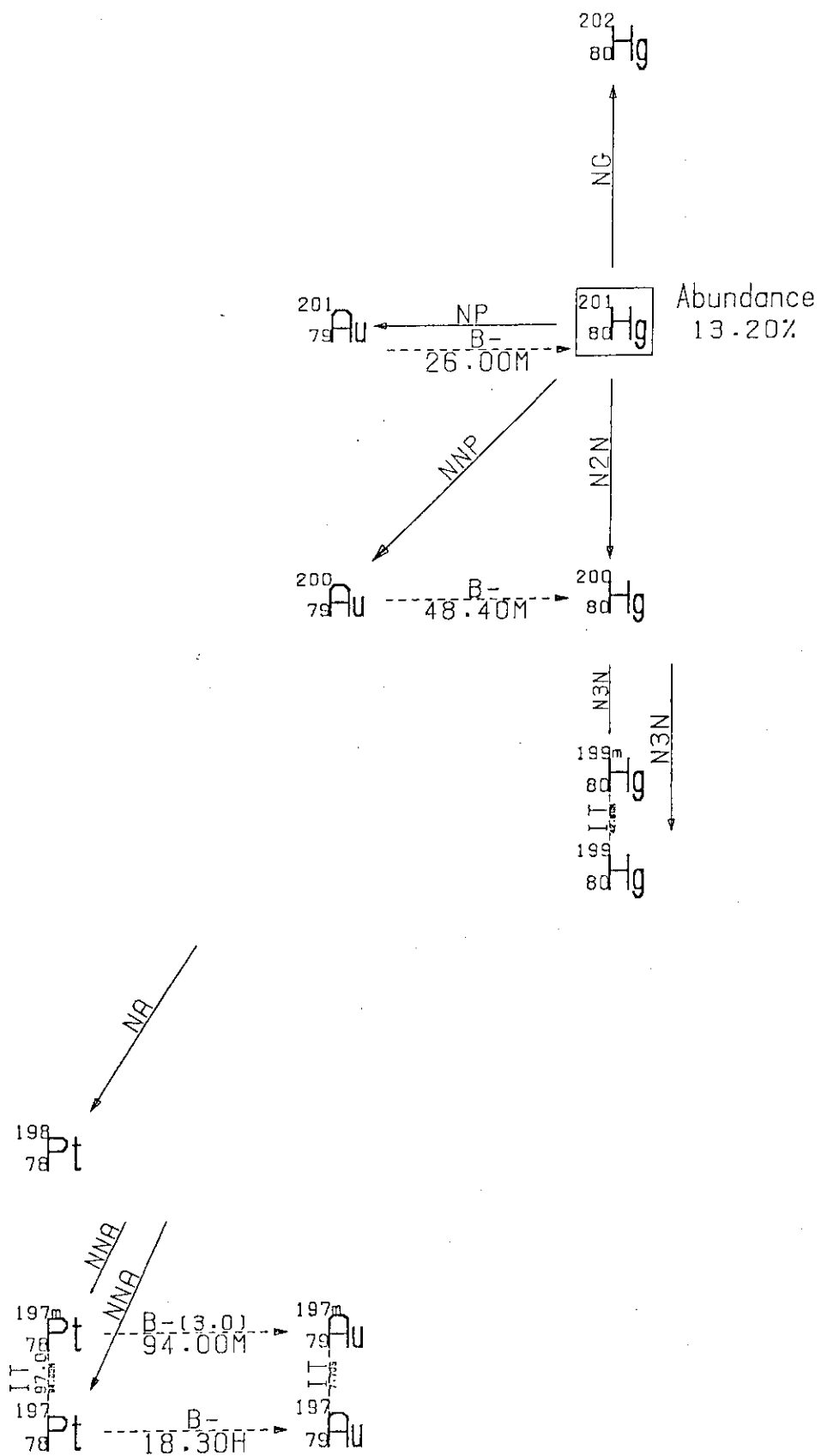
NUCLIDE	HALF LIFE	DECAY GAMMA-RAY ENERGY			
		YIELD (%)			
<sup>199m</sup> <sub>84</sub> Hg	42.60 M				
<sup>195</sup> <sub>78</sub> Pt	4.02 D	5.11E+05	9.29E-04	1.30E+05	3.09E+04
<sup>196</sup> <sub>79</sub> Au	2.70 D	5.11E+05	4.12E+05		
<sup>199</sup> <sub>79</sub> Au	3.14 D	5.11E+05	0.00		

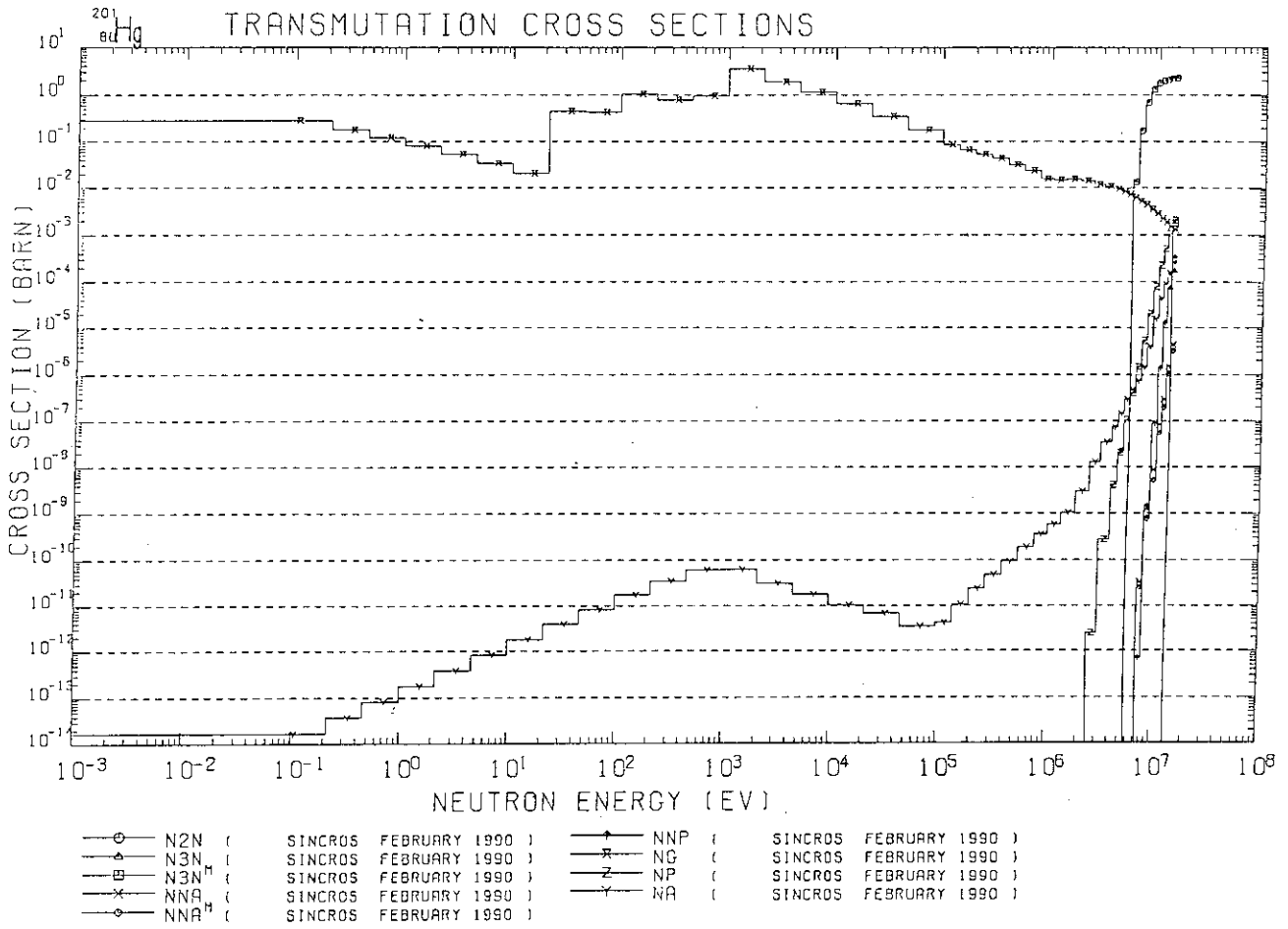




### 200 8d Hg DECAY GAMMA-RAY TABLE

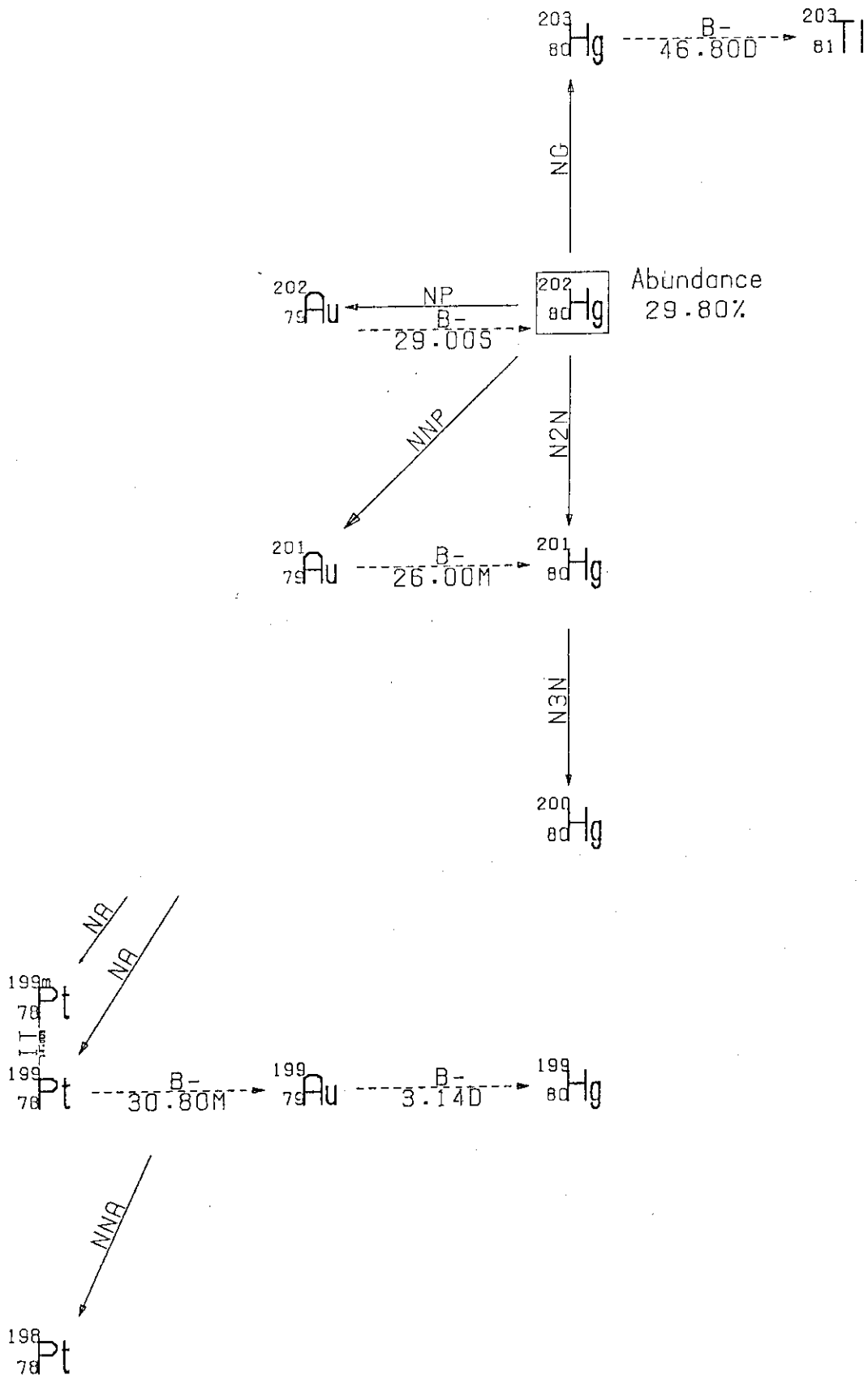
NUCLIDE	HALF LIFE	DECAY GAMMA-RAY ENERGY			
		YIELD (%)			
199m 8d Hg	42.60 M				
199 79 Au	3.14 D	5.11E+05	7.23E+05		
		0.00	0.00		
200 79 Au	48.40 M	5.11E+05	3.68E+05	1.23E+05	1.26E+05
		0.00	21.00	14.80	4.28
197 78 Pt	94.00 M	5.11E+05	3.46E+05	2.79E+05	
		0.00	100.00	27.80	
197 79 Au	7.70 S	5.11E+05	2.78E+05	1.30E+05	2.02E+05
		0.00	73.00	3.21	1.17
197 78 Pt	18.30 H	5.11E+05	7.73E+04	1.91E+05	
		0.00	17.00	3.48	

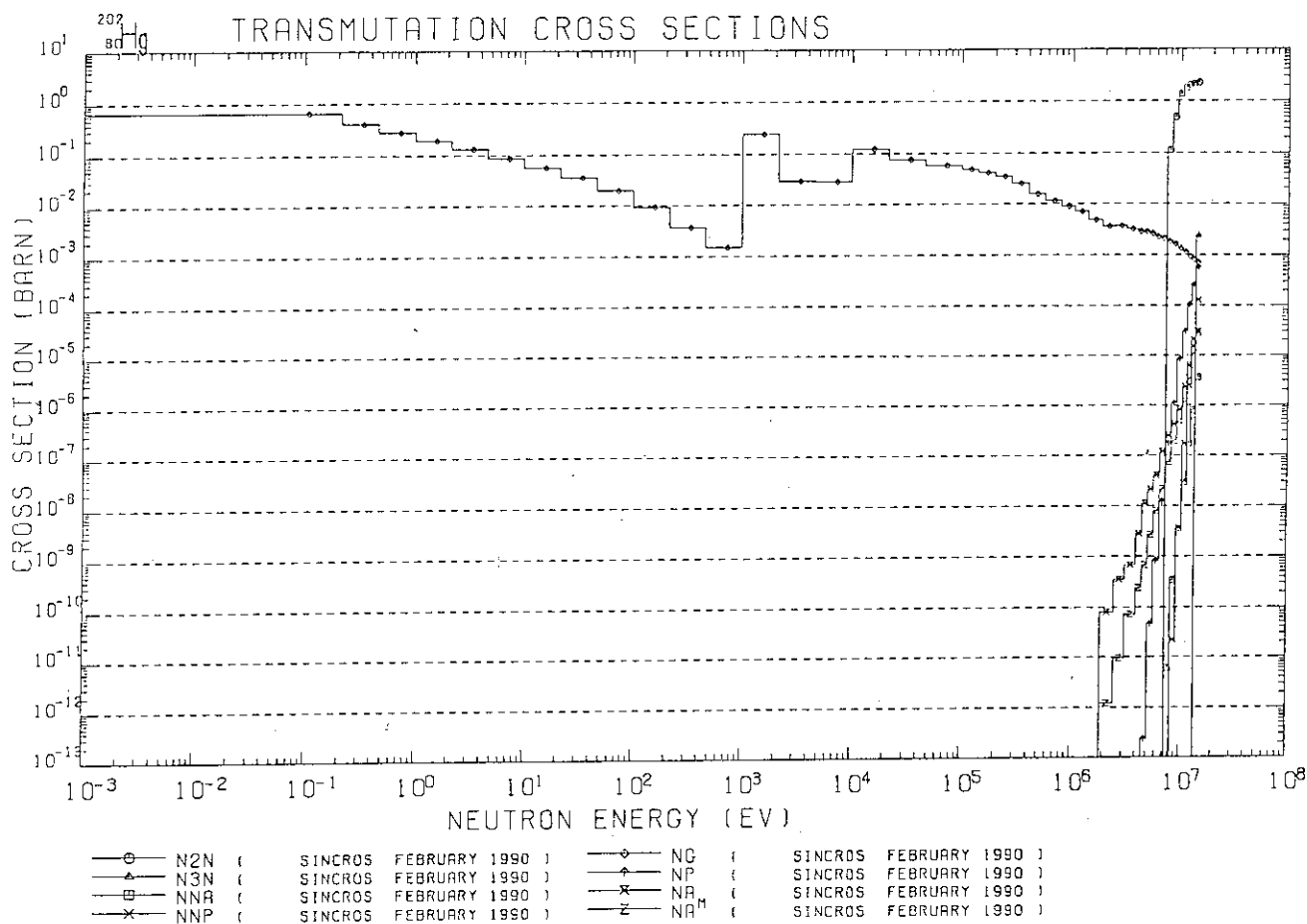




<sup>201</sup><sub>81</sub>Hg DECAY GAMMA-RAY TABLE

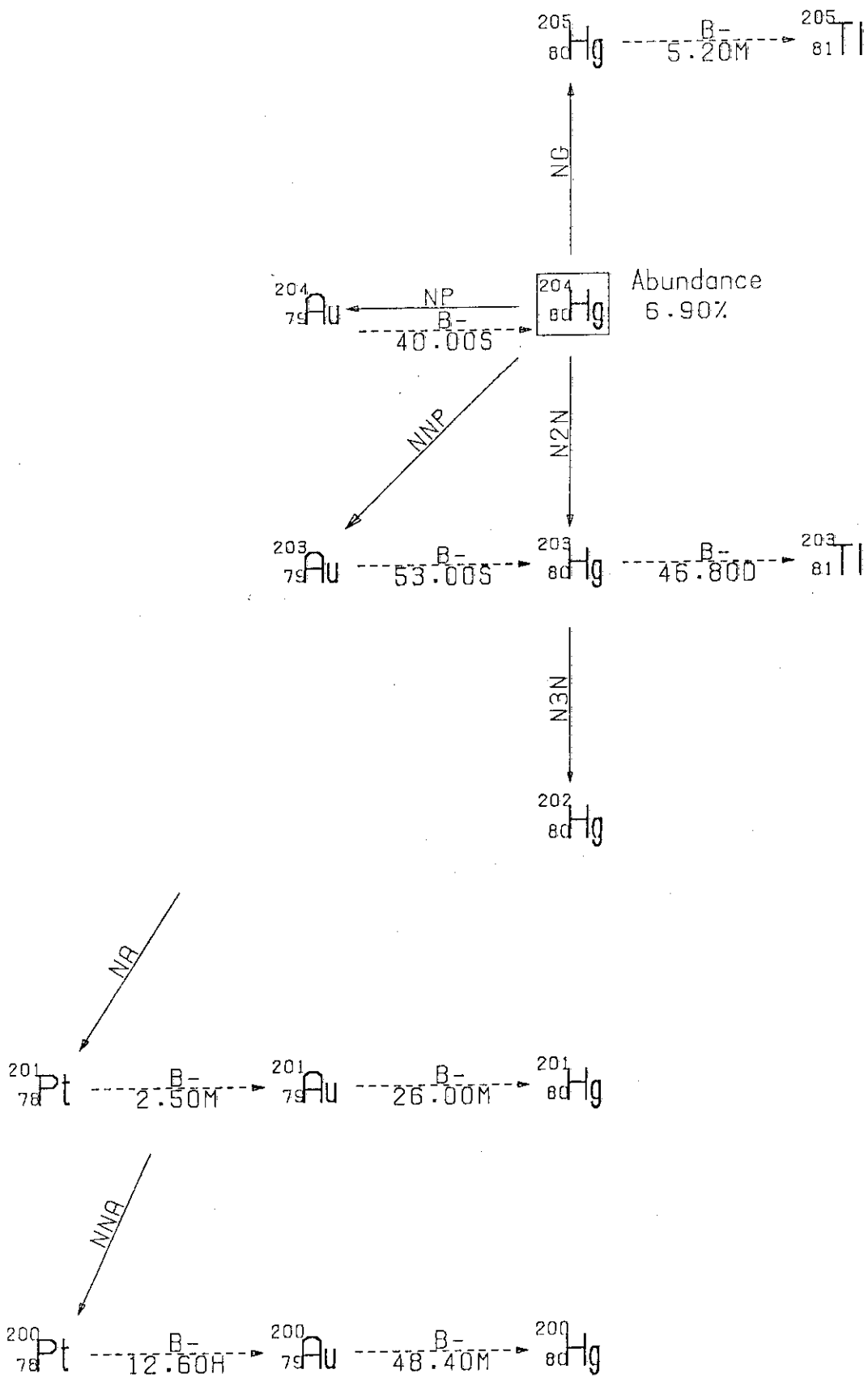
NUCLIDE	HALF LIFE	DECAY GAMMA-RAY ENERGY			
		YIELD (%)			
<sup>199m</sup> <sub>81</sub> Hg	42.60 M				
<sup>197</sup> <sub>78</sub> Pt	94.00 M	5.11E+05	3.46E+05	2.79E+05	
		0.00	100.00	27.90	
<sup>197</sup> <sub>78</sub> Pt	18.30 H	5.11E+05	7.73E+04	1.91E+05	
		0.00	17.00	3.48	
<sup>197a</sup> <sub>78</sub> Au	7.70 S	5.11E+05	2.78E+05	1.30E+05	2.02E+05
		0.00	73.00	3.21	1.17
<sup>200</sup> <sub>78</sub> Au	48.40 M	5.11E+05	3.68E+05	1.23E+05	1.26E+05
		0.00	21.00	14.90	4.28
<sup>201</sup> <sub>78</sub> Au	26.00 M	5.11E+05	5.17E+05	6.13E+05	
		0.00	1.29	1.20	

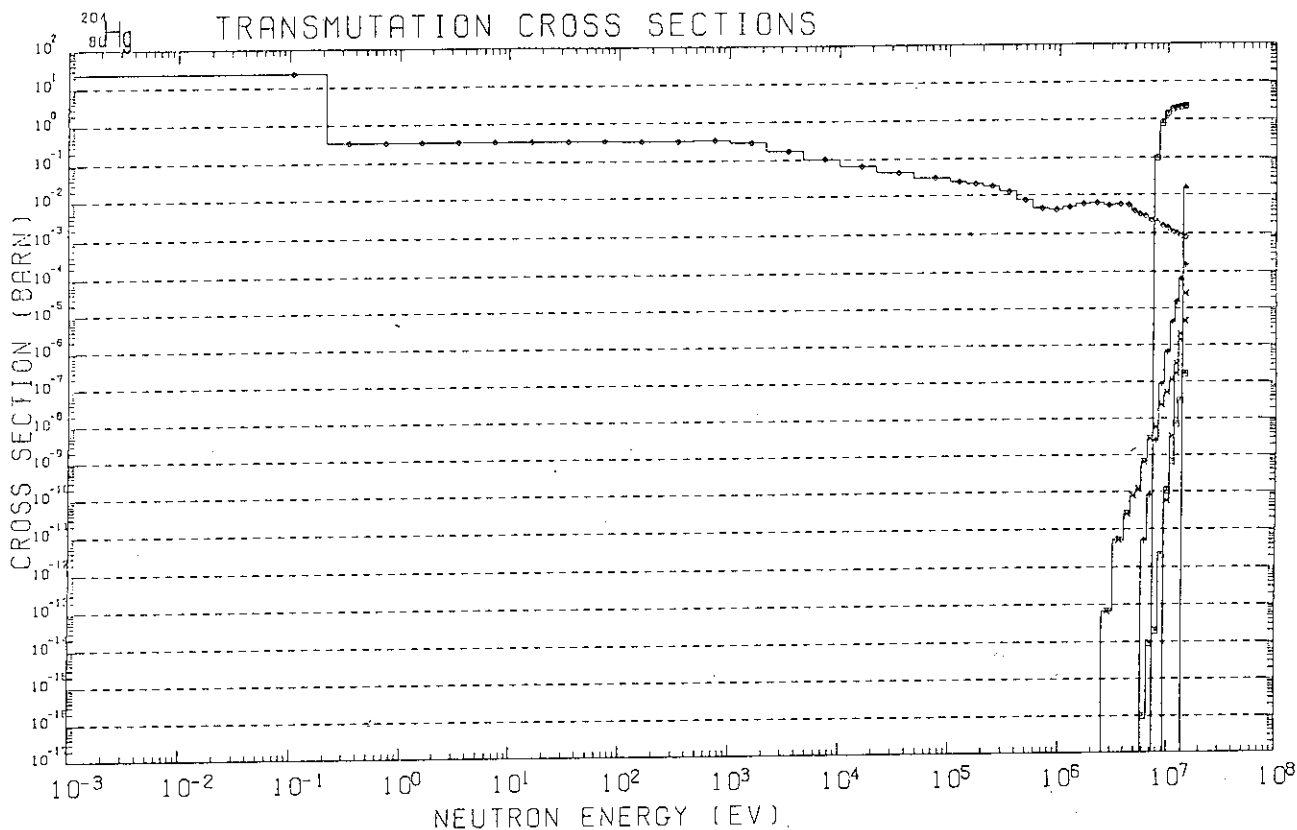




### 202 80 Hg DECAY GAMMA-RAY TABLE

NUCLIDE	HALF LIFE	DECAY GAMMA-RAY ENERGY									
		YIELD (%)									
201 79 Au	26.00 M	5.11E+05	5.17E+05	6.13E+05							
		0.00	1.29	1.20							
203 80 Hg	46.80 D	5.11E+05	2.79E+05								
		0.00	81.50								
202 79 Au	29.00 S	5.11E+05	4.40E+05	1.13E+06	1.31E+06	1.20E+06	9.09E+05	5.20E+05			
		0.00	10.00	2.50	2.30	2.10	1.83	1.10			
199 79 Pt	14.00 S	5.11E+05	3.92E+05								
		0.00	100.00								
199 79 Pt	30.80 M	5.11E+05	5.43E+05	4.93E+05	3.17E+05	1.86E+05	1.32E+05	2.46E+05	7.14E+05	4.74E+05	7.91E+05
		0.00	15.00	5.65	5.17	3.55	2.35	2.35	1.87	1.17	1.09
199 79 Au	3.14 D	5.11E+05	5.92E+05								
		0.00	0.00								

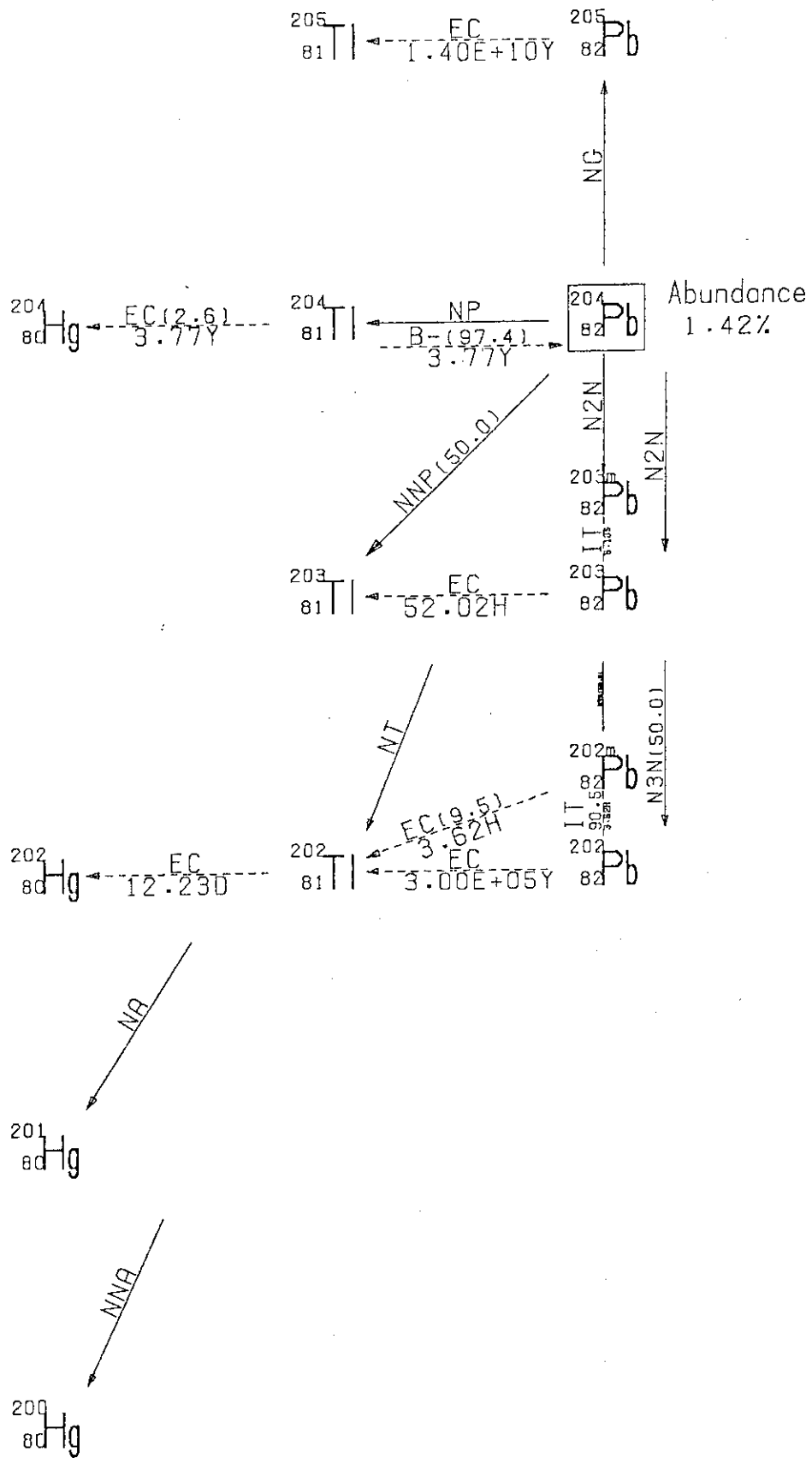


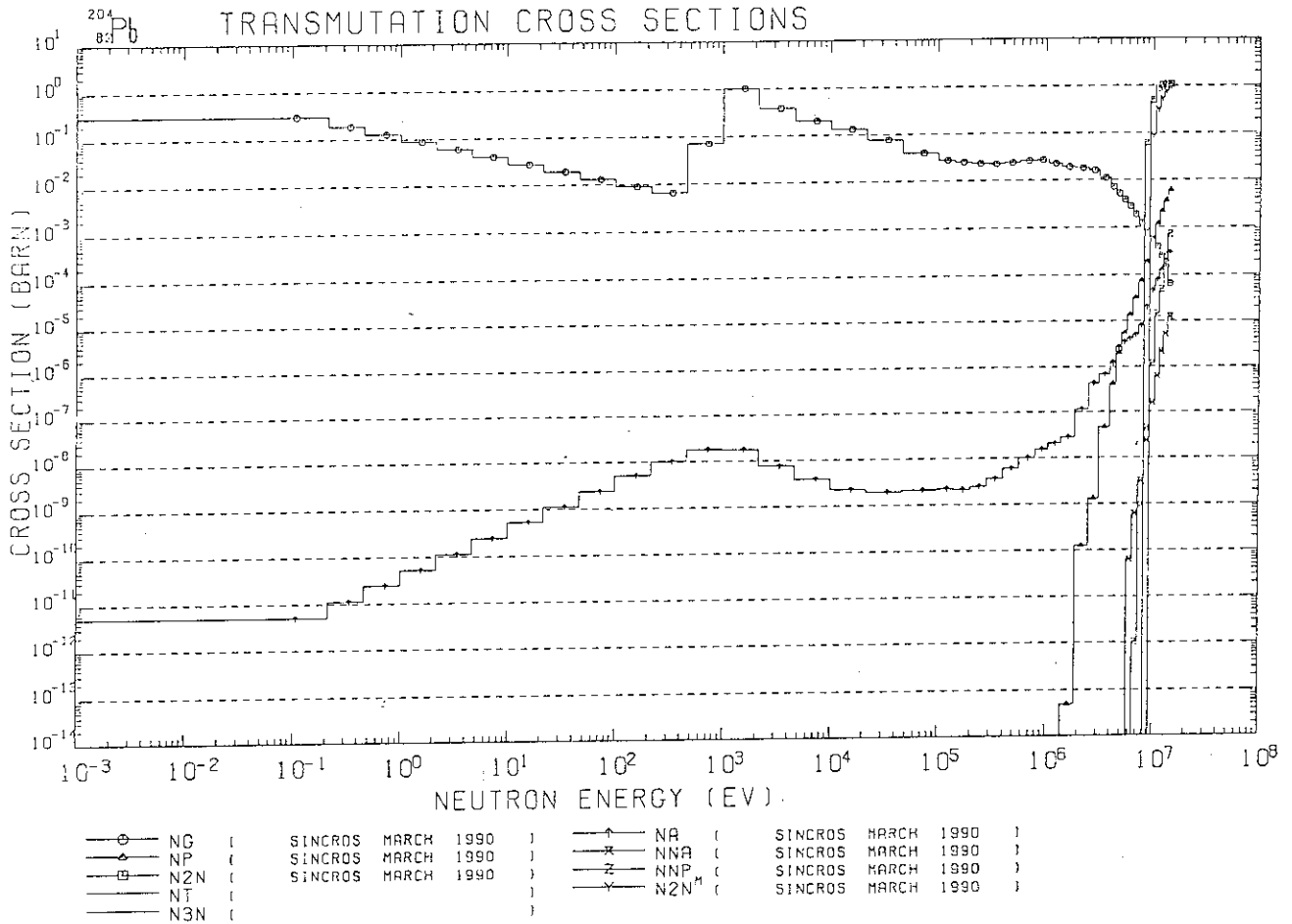


- N2N ( SINCROS FEBRUARY 1990 )
- △ N3N ( SINCROS FEBRUARY 1990 )
- NNA ( SINCROS FEBRUARY 1990 )
- × NNP ( SINCROS FEBRUARY 1990 )
- ◇ NQ ( SINCROS FEBRUARY 1990 )
- ▲ NP ( SINCROS FEBRUARY 1990 )
- ✱ NR ( SINCROS FEBRUARY 1990 )

<sup>204</sup><sub>80</sub>Hg DECAY GAMMA-RAY TABLE

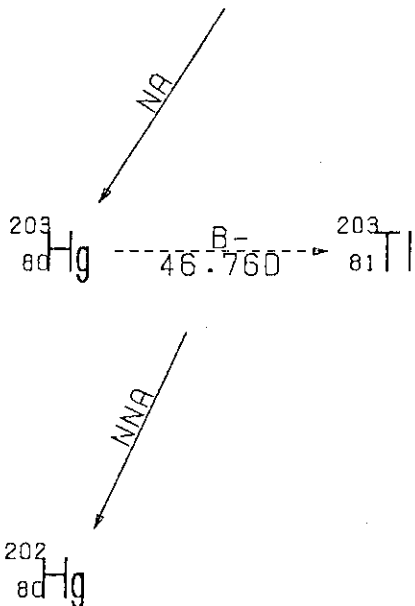
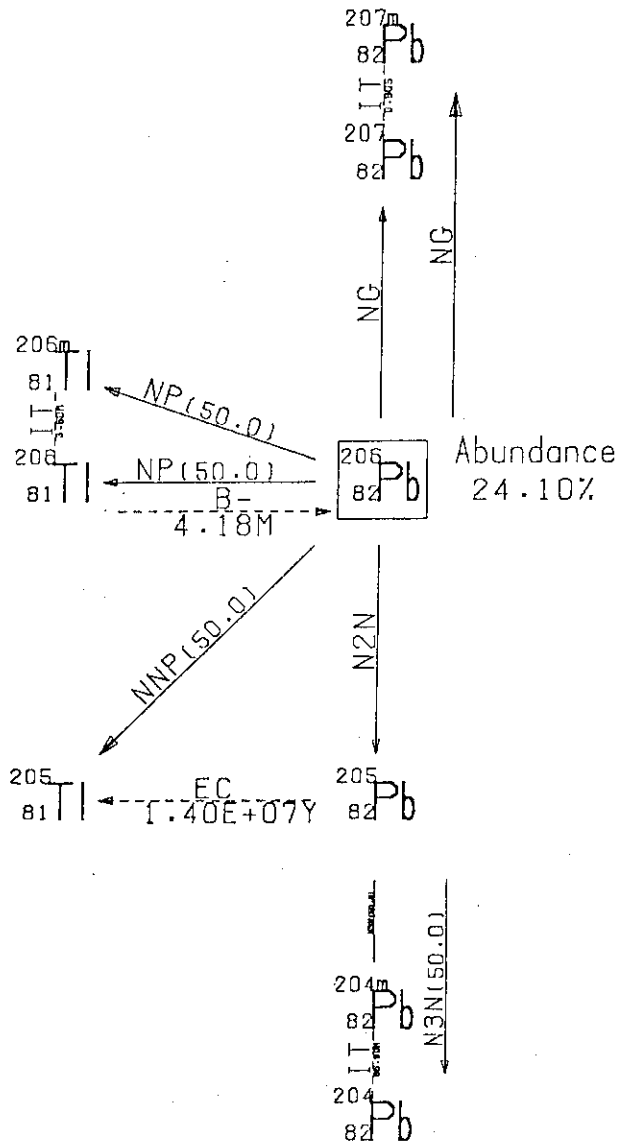
NUCLIDE	HALF LIFE	DECAY GAMMA-RAY ENERGY									
		YIELD (%)									
<sup>203</sup> <sub>80</sub> Hg	46.80 D	5.11E+05	2.79E+05								
		0.00	91.50								
<sup>200</sup> <sub>79</sub> Au	12.60 H	5.11E+05	3.68E+05	1.23E+06	1.26E+06						
		0.00	21.00	14.30	4.28						
<sup>203</sup> <sub>79</sub> Au	53.00 S	5.11E+05	6.90E+05								
		0.00	100.00								
<sup>205</sup> <sub>80</sub> Hg	5.20 M	5.11E+05	2.04E+05	4.16E+05	1.22E+06	1.14E+06	1.43E+06	9.37E+05	6.19E+05	7.21E+05	1.14E+06
		0.00	2.30	0.01	0.01	0.00	0.00	0.00	0.00	0.00	0.00
<sup>204</sup> <sub>79</sub> Au	40.00 S	5.11E+05	4.37E+05	1.51E+06	1.30E+06	6.92E+05	7.23E+05	1.41E+06	1.55E+06	1.70E+06	1.40E+06
		0.00	100.00	31.00	26.00	25.00	24.00	9.00	9.00	5.30	4.00
<sup>201</sup> <sub>78</sub> Au	2.50 M	5.11E+05	5.17E+05	6.13E+05							
		0.00	1.29	1.20							

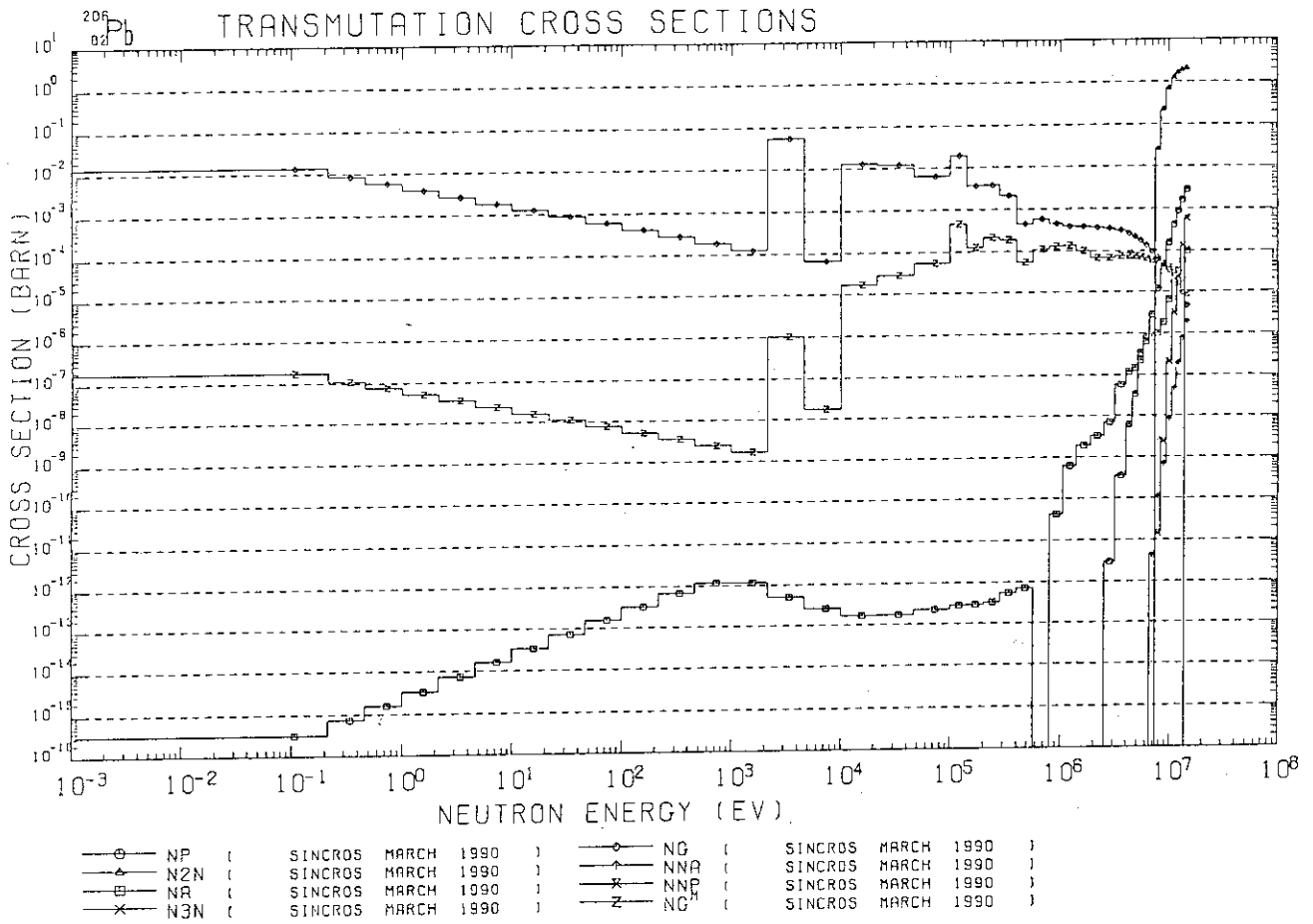




<sup>204</sup>Pb DECAY GAMMA-RAY TABLE

NUCLIDE	HALF LIFE	DECAY GAMMA-RAY ENERGY									
		YIELD (%)									
<sup>205</sup> <sub>81</sub> Pb	1.40E+10Y										
<sup>204</sup> <sub>81</sub> Tl	3.77 Y										
<sup>203</sup> <sub>83</sub> Pb	62.02 H	5.11E+05	2.79E+05	4.01E+05	6.80E+05						
		0.00	81.00	4.17	0.69						
<sup>202</sup> <sub>81</sub> Tl	12.23 D	5.11E+05	4.40E+05	5.20E+05	9.60E+05						
		0.00	91.00	0.94	0.12						
<sup>202</sup> <sub>83</sub> Pb	3.00E+05Y										
<sup>202</sup> <sub>81</sub> Pb	3.62 H	5.11E+05	9.61E+05	4.22E+06	7.87E+05	6.57E+05	4.90E+05	4.60E+05	3.90E+05	2.40E+05	9.55E+05
		0.00	91.70	86.00	49.80	32.52	9.17	8.62	6.18	1.11	1.02
<sup>203</sup> <sub>81</sub> Pb	6.10 S	5.11E+05	8.25E+05	8.20E+05							
		0.00	70.00	8.93							

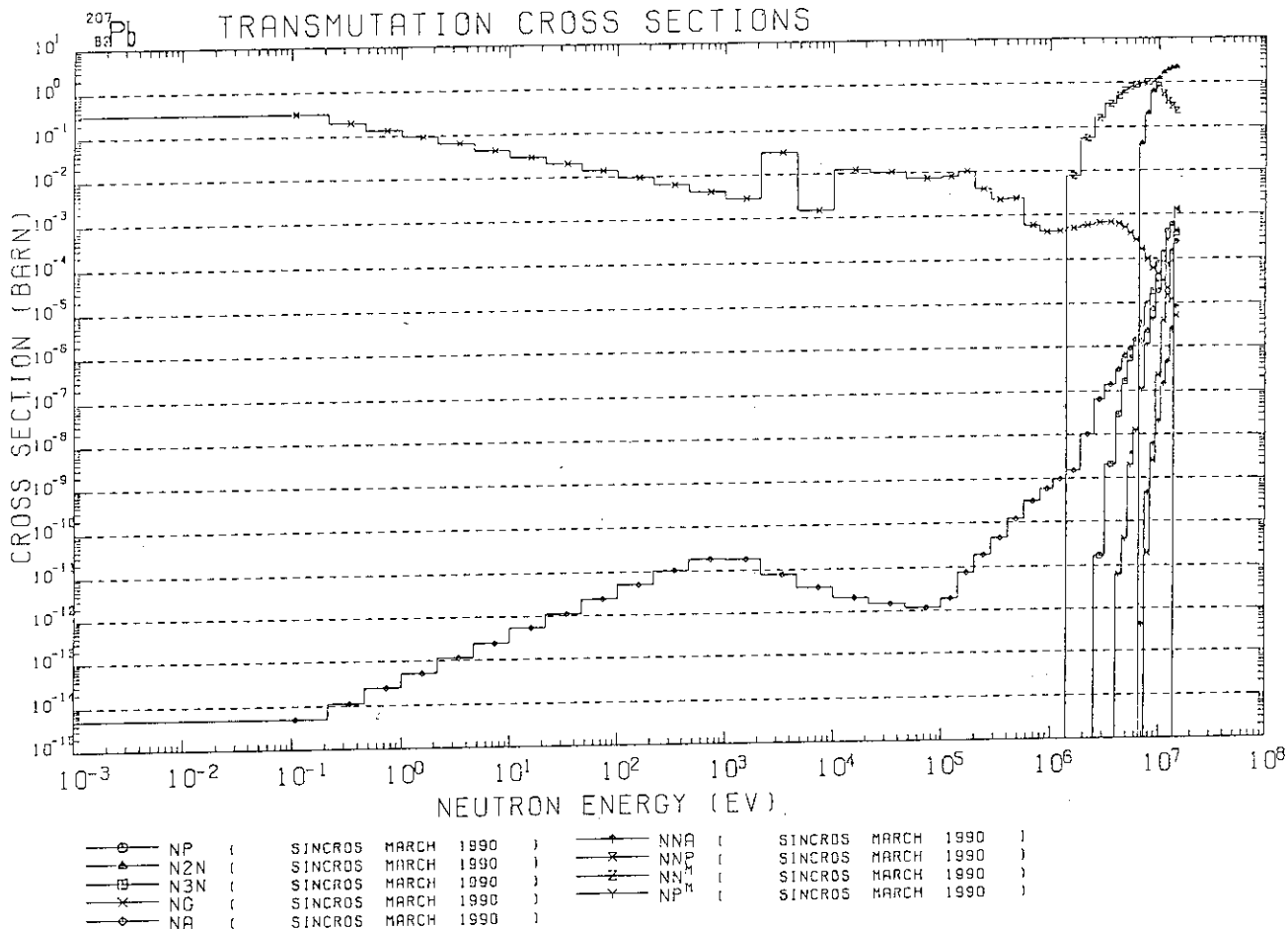




<sup>206</sup><sub>82</sub>Pb DECAY GAMMA-RAY TABLE

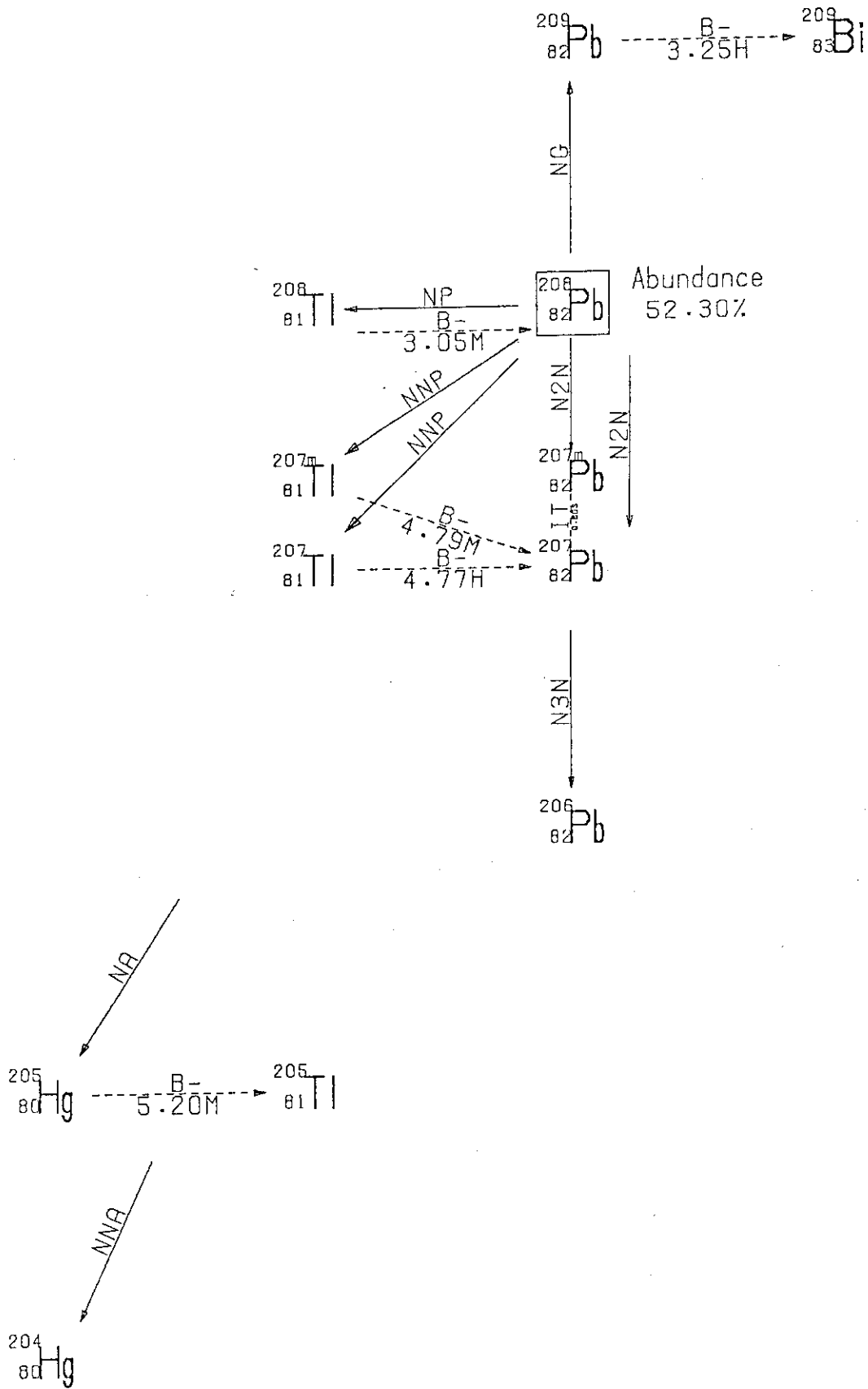
NUCLIDE	HALF LIFE	DECAY GAMMA-RAY ENERGY							
		YIELD (%)							
<sup>206</sup> <sub>81</sub> Tl	4.18 M								
<sup>206</sup> <sub>81</sub> Tl	3.60 M	5.11E+05	5.86E+05	4.53E+05	2.16E+05	2.66E+05	1.02E+06	4.57E+05	5.65E+05
		0.00	100.00	94.00	89.00	86.00	76.00	22.00	13.00
<sup>205</sup> <sub>82</sub> Pb	1.40E+07Y								
<sup>203</sup> <sub>80</sub> Hg	46.76 D	5.11E+05	2.79E+05						
		0.00	81.60						
<sup>201</sup> <sub>82</sub> Pb	66.90 M	5.11E+05	8.99E+05	9.12E+05	3.74E+06	5.22E+05	2.89E+06		
		0.00	99.18	96.36	89.42	0.74	0.65		
<sup>207</sup> <sub>83</sub> Pb	0.80 S	5.11E+05	1.06E+06	5.70E+05					
		0.00	100.00	97.88					

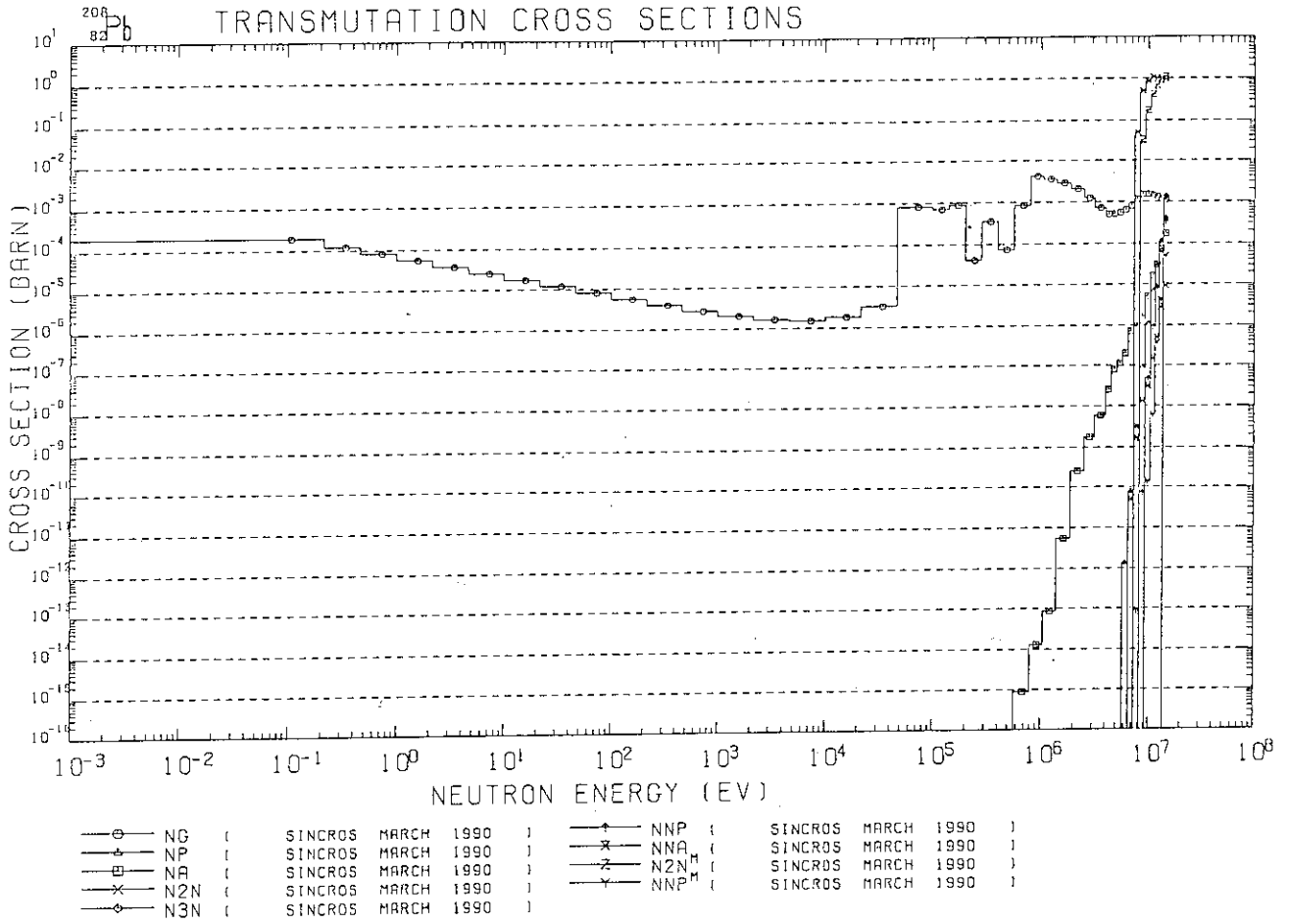




<sup>207</sup><sub>82</sub>Pb DECAY GAMMA-RAY TABLE

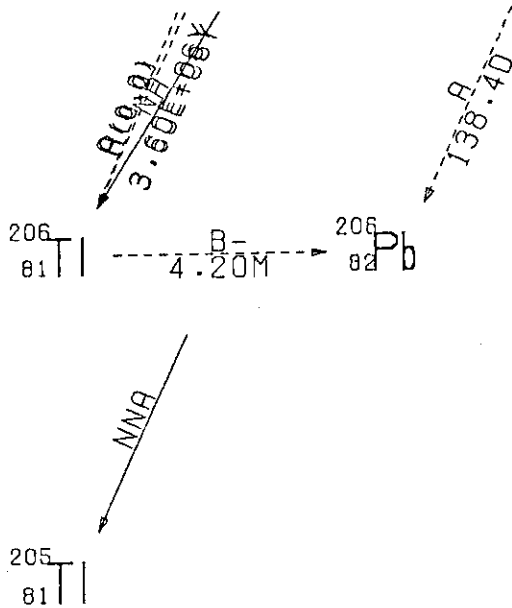
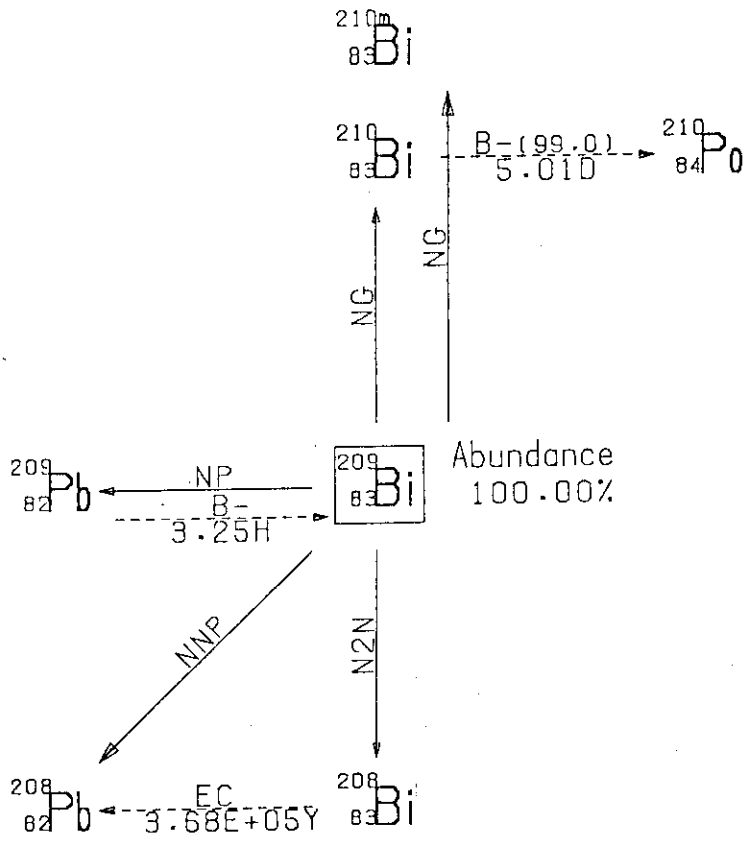
NUCLIDE	HALF LIFE	DECAY GAMMA-RAY ENERGY		
		YIELD (%)		
<sup>207</sup> <sub>81</sub> Tl	4.77 M	5.11E+05	8.98E+05	
		0.00	0.27	
<sup>205</sup> <sub>82</sub> Pb	1.40E+07Y			
<sup>206</sup> <sub>81</sub> Tl	4.18 M			
<sup>203</sup> <sub>83</sub> Hg	46.76 D	5.11E+05	2.79E+05	
		0.00	81.50	
<sup>207</sup> <sub>82</sub> Pb	0.80 S	5.11E+05	1.05E+06	5.70E+05
		0.00	100.00	97.88
<sup>207</sup> <sub>81</sub> Tl	4.79 M	5.11E+05	3.60E+05	1.00E+06
		0.00	100.00	100.00

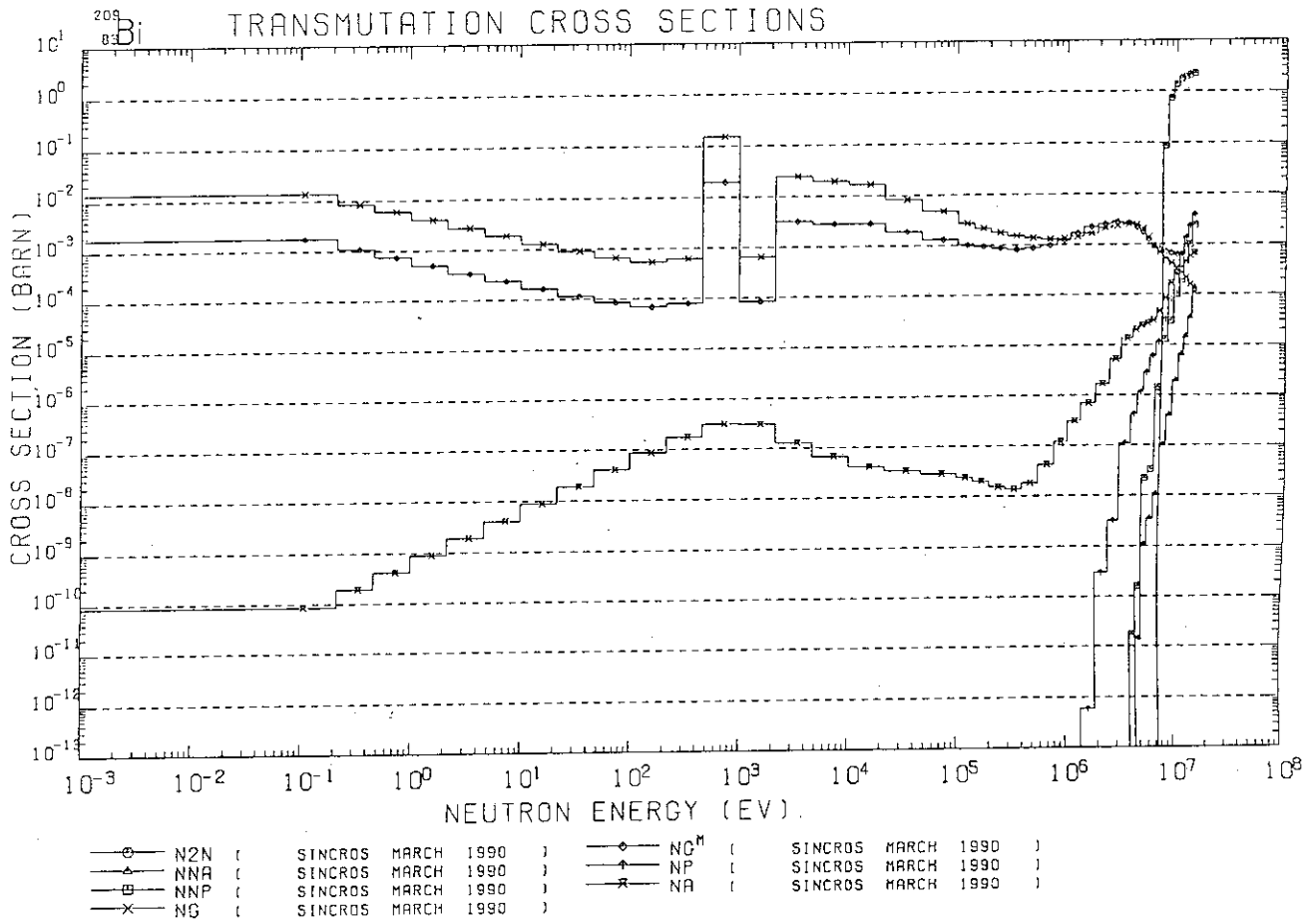




<sup>208</sup>Pb DECAY GAMMA-RAY TABLE

NUCLIDE	HALF LIFE	DECAY GAMMA-RAY ENERGY										
		YIELD (%)										
<sup>208</sup> <sub>82</sub> Pb	3.25 H											
<sup>208</sup> <sub>81</sub> Tl	3.05 M	5.11E+05	2.61E+06	5.83E+05	5.11E+05	9.50E+05	2.77E+05	7.69E+05	2.63E+05	1.09E+06	2.33E+05	
<sup>205</sup> <sub>81</sub> Hg	5.20 M	0.00	99.79	96.12	21.64	12.05	8.82	1.65	0.80	0.37	0.31	
<sup>207</sup> <sub>81</sub> Tl	4.77 H	5.11E+05	8.90E+05									
<sup>207</sup> <sub>81</sub> Pb	0.80 S	0.00	100.00	97.88								
<sup>207</sup> <sub>81</sub> Tl	4.79 M	0.00	100.00	100.00								





<sup>209</sup><sub>83</sub>Bi DECAY GAMMA-RAY TABLE

NUCLIDE	HALF LIFE	DECAY GAMMA-RAY ENERGY			
		YIELD (%)			
<sup>209</sup> <sub>83</sub> Bi	3.60E+05Y				
<sup>210</sup> <sub>83</sub> Bi	5.01 D				
<sup>209</sup> <sub>82</sub> Pb	3.25 H				
<sup>209</sup> <sub>81</sub> Tl	4.20 M				
<sup>210</sup> <sub>83</sub> Bi	3.60E+06Y	6.11E+05	2.66E+05	3.05E+05	6.50E+05
		0.00	50.00	27.70	3.86
<sup>210</sup> <sub>84</sub> Po	138.4 D				

**[Acknowledgement]**

The authors thank people in the Japan Nuclear Data Committee (JNDC) for letting them use the JENDL-3 activation data file. They also would like to thank Drs. N. Fujisawa and S. Tamura for their continued support of the present task.

**[References]**

- (1) Yasushi Seki, Hiromasa Iida and Hiromitsu Kawasaki, Graphical representation of Transmutation and Decay Chain Data, Transmutation Cross Section and Delayed Gamma Ray Emission Data, JAERI 1280 (1982)
- (2) F. A. Mann, REAC2: Status of Codes and Libraries, Proceeding 8th Topical Meeting on Technology of Fusion Energy, October 1988, Salt Lake City, Fusion Technology, March (1989)
- (3) R. A. Forrest and D. A. J. Endacott, Activation Data for Some Elements Relevant to Fusion Reactors, AERE-R-13402 (1989)
- (4) H. Gruppelaar, H. A. J. Van der Kamp, J. Kopecky and D. Nierop, The REAC-ECN-3 Data Library with Neutron Activation and Transmutation Cross-Sections for Use in Fusion Reactor Technology, Report ECN-207 (ECN, Petten, 1988)
- (5) S. Cierjacks and Y. Hino, The importance of sequential (x,n) reactions on element activation of fusion reactor materials, J. Nucl. Mat. 170 (1990) 134-139
- (6) C. M. Lederer and V. S. Shirley edited., Table of Isotopes Seventh Edition, Wiley Interscience Publication (1978)
- (7) Y. Ikeda, et al., Activation Cross Section Measurement for Fusion Reactor Structural Materials at Neutron Energy from 13.3 to 15.0 MeV Using FNS Facility, JAERI-1312 (1988)
- (8) N. Yamamuro, A Nuclear Cross Section Calculation System with Simplified Input-format Version II, (SINCROS-II), JAERI-M 90-006 (1990)
- (9) K. Shibata, T. Nakagawa, T. Asami, T. Fukahori, T. Narita, S. Chiba, M. Mizumoto, A. Hasegawa, Y. Kikuchi, Y. Nakajima, and S. Igarashi, Japanese Evaluated Nuclear Data File, Version-3, -JENDL-3-, JAERI-1319 (1990)
- (10) J. K. Tuli, Evaluated Nuclear Structure Data File, A Manual for Preparation of Data Sets, Information Analysis Center Report, BNL-NCS-51655-Rev.87 (1987)

**[Acknowledgement]**

The authors thank people in the Japan Nuclear Data Committee (JNDC) for letting them use the JENDL-3 activation data file. They also would like to thank Drs. N. Fujisawa and S. Tamura for their continued support of the present task.

**[References]**

- (1) Yasushi Seki, Hiromasa Iida and Hiromitsu Kawasaki, Graphical representation of Transmutation and Decay Chain Data, Transmutation Cross Section and Delayed Gamma Ray Emission Data, JAERI 1280 (1982)
- (2) F. A. Mann, REAC2: Status of Codes and Libraries, Proceeding 8th Topical Meeting on Technology of Fusion Energy, October 1988, Salt Lake City, Fusion Technology, March (1989)
- (3) R. A. Forrest and D. A. J. Endacott, Activation Data for Some Elements Relevant to Fusion Reactors, AERE-R-13402 (1989)
- (4) H. Gruppelaar, H. A. J. Van der Kamp, J. Kopecky and D. Nierop, The REAC-ECN-3 Data Library with Neutron Activation and Transmutation Cross-Sections for Use in Fusion Reactor Technology, Report ECN-207 (ECN, Petten, 1988)
- (5) S. Cierjacks and Y. Hino, The importance of sequential (x,n) reactions on element activation of fusion reactor materials, J. Nucl. Mat. 170 (1990) 134-139
- (6) C. M. Lederer and V. S. Shirley edited., Table of Isotopes Seventh Edition, Wiley Interscience Publication (1978)
- (7) Y. Ikeda, et al., Activation Cross Section Measurement for Fusion Reactor Structural Materials at Neutron Energy from 13.3 to 15.0 MeV Using FNS Facility, JAERI-1312 (1988)
- (8) N. Yamamuro, A Nuclear Cross Section Calculation System with Simplified Input-format Version II, (SINCROS-II), JAERI-M 90-006 (1990)
- (9) K. Shibata, T. Nakagawa, T. Asami, T. Fukahori, T. Narita, S. Chiba, M. Mizumoto, A. Hasegawa, Y. Kikuchi, Y. Nakajima, and S. Igarashi, Japanese Evaluated Nuclear Data File, Version-3, -JENDL-3-, JAERI-1319 (1990)
- (10) J. K. Tuli, Evaluated Nuclear Structure Data File, A Manual for Preparation of Data Sets, Information Analysis Center Report, BNL-NCS-51655-Rev.87 (1987)